



Supplier Volume Allocation Agency User Requirements Specification

Synopsis

This document describes the requirements for a system which supports the Initial volume allocation and subsequent reconciliation between Suppliers, by adjusting Suppliers' energy volumes as meter data becomes available to replace estimates used in Initial Settlement.

Version

~~11.0~~ **12.0**

Effective date

~~26 June 2008~~ **1 August 2014**

DRAFT

Intellectual Property Rights, Copyright and Disclaimer

The copyright and other intellectual property rights in this document are vested in ELEXON or appear with the consent of the copyright owner. These materials are made available for you for the purposes of your participation in the electricity industry. If you have an interest in the electricity industry, you may view, download, copy, distribute, modify, transmit, publish, sell or create derivative works (in whatever format) from this document or in other cases use for personal academic or other non-commercial purposes. All copyright and other proprietary notices contained in the document must be retained on any copy you make.

All other rights of the copyright owner not expressly dealt with above are reserved.

No representation, warranty or guarantee is made that the information in this document is accurate or complete. While care is taken in the collection and provision of this information, ELEXON Limited shall not be liable for any errors, omissions, misstatements or mistakes in any information or damages resulting from the use of this information or action taken in reliance on it.

Contents

1	Introduction	<u>57</u>
1.1	Introduction	<u>57</u>
1.2	Purpose and Scope	<u>57</u>
1.3	Summary of the Document	<u>68</u>
2	PRINCIPLES AND Objectives	<u>79</u>
2.1	Principles	<u>79</u>
2.2	Business Objectives	<u>79</u>
2.3	System Objectives	<u>840</u>
2.4	Project Objectives	<u>840</u>
3	CONSTRAINTS and assumptions	<u>944</u>
3.1	Business Constraints and Assumptions	<u>944</u>
3.2	System Constraints and Assumptions	<u>944</u>
4	Business Description	<u>1345</u>
4.1	Introduction	<u>1345</u>
4.2	ISRA Scope	<u>1345</u>
4.3	System Overview	<u>1345</u>
4.4	ISRA Context	<u>1648</u>
4.5	Business Events	<u>1749</u>
5	Requirements Catalogue	<u>2830</u>
5.1	Introduction	<u>2830</u>
5.2	Key to the Requirements Catalogue	<u>2830</u>
5.3	Functional Requirements	<u>2931</u>
5.4	Non-Functional Requirements	<u>4345</u>
5.5	Operational Requirements	<u>4951</u>
5.6	Design Constraints	<u>5254</u>
5.7	Annex To Requirements Catalogue	<u>5355</u>
6	DATA FLOW MODEL	<u>5860</u>
6.1	Purpose and Scope	<u>5860</u>
6.2	Data Flow Diagrams and Elementary Process Descriptions	<u>5961</u>
6.3	External Entity Descriptions	<u>103105</u>
6.4	I/O Descriptions	<u>104106</u>
6.5	Data Flow Descriptions	<u>110412</u>
7	LOGICAL DATA STRUCTURE	<u>157459</u>
7.1	Purpose and Scope	<u>157459</u>
7.2	Initial Settlement and Reconciliation Agency	<u>158460</u>
8	Entity/Datastore Cross Reference	<u>176478</u>
9	Function Descriptions and Events	<u>179484</u>
9.1	Function Descriptions	<u>179484</u>
9.2	Enquiry Descriptions	<u>186488</u>
9.3	Entity Event Matrix - Supplier Settlement & Reconciliation	<u>187489</u>
9.4	Entity Event Matrix - Daily Profile Production	<u>189491</u>
9.5	System Events	<u>190492</u>
10	USER roles	<u>195497</u>
10.1	User Catalogue	<u>195497</u>
10.2	User Roles	<u>196498</u>
10.3	Organisational Roles	<u>197499</u>

APPENDIX A	DEFINITION OF TERMS.....	<u>199</u>201
APPENDIX B	DATA CATALOGUE.....	<u>200</u>202
APPENDIX C	LOGICAL DATA STRUCTURE NOTATION	<u>212</u>214
APPENDIX D	DATA FLOW DIAGRAM NOTATION.....	<u>213</u>215
APPENDIX E	EXAMPLE OF PROFILING.....	<u>214</u>216
E.1	Hypothetical Tariff.....	<u>214</u> 216
E.2	Data Entered in ISR.....	<u>214</u> 216
E.3	Daily Calculation of Profiles.....	<u>215</u> 217
APPENDIX F	BASIS FOR CAPACITY REQUIREMENT ESTIMATES	<u>217</u>219

DRAFT

Amendment History

Date	Version	Details of Change
26 June 2008	11.0	CP1209
<u>1 August 2014</u>	<u>12.0</u>	<u>Document rebadged and updated for ORD005 – Electricity Market Reform. Directed by the Secretary of State.</u>

DRAFT

1 INTRODUCTION

1.1 Introduction

1. The franchises for electricity supply held by Public Electricity Suppliers expired on 31 March 1998. As a consequence, all electricity customers became free to seek competitive supplies from 1 April 1998.
2. Accordingly, the Electricity Pool of England and Wales (the Pool) developed proposals for new arrangements for electricity trading and settlement to support the "1998 market". The 1998 Operational Framework (reference 1) was prepared to document the Pool's proposals and to provide a Programme Brief for the programme of work for introducing the new arrangements. This programme of work was referred to as the Pool's 1998 Programme.
3. In November 1998, the New Electricity Trading Arrangements (NETA) were proposed. These put in place market-based trading like that in commodity markets and competitive energy markets elsewhere, and conformed to the Balancing and Settlement Code. Consequently, the Pool developed a further Programme of work to implement the new Trading Arrangements, which necessitated the need for a Supplier Volume Allocation Agent in order to determine the energy position of Suppliers. This required a development of the original Initial Settlement and Reconciliation system designed in 1998. The Stage 2 processes and systems for energy allocations were to continue under NETA, however the financial calculations performed by the ISRA would not.
4. The New Electricity Trading Arrangements required four specific changes to the Initial Settlement and Reconciliation system. These were:
 - 4.1 NETA interfaces to Stage 2;
 - 4.2 Multiple BM Units per GSP Group;
 - 4.3 Splitting individual Half Hourly meter volumes between more than one Supplier;
 - 4.4 Generator allocated volumes.

These requirements were implemented in two packages, the first covering NETA interfaces to Stage 2 and Generator allocated volumes and the second covering Multiple BM Unit and the Splitting of Half Hourly metering between Suppliers.

The initiation of the joint Ofgem/DTI BETTA (British Electricity Trading and Transmission Arrangements) project extends NETA to include Scotland. ISRA is required to settle on the Scottish GSP Groups, and take account of Scottish Regression Coefficients and Scottish Day Types.

1.2 Purpose and Scope

1. This document describes the requirements for a system which supports the Initial volume allocation and subsequent reconciliation between Suppliers, by adjusting Suppliers' energy volumes as meter data becomes available to replace estimates used in Initial Settlement. This process comprises the Initial Settlement and Reconciliation Agency (ISRA) system, which is a nationally developed system, which could be run by individual ISR Agents for each GSP Group.
2. The ISRA system must work within the defined context of the New Electricity Trading Arrangements (NETA), and therefore this specification includes details of the interfaces between the Initial Settlement and Reconciliation Agency system and the other systems in NETA. The principles and structure of NETA are described in detail in the New Electricity Trading Arrangements (reference 18).

3. The specification is developed in accordance with the Required Amendments to Trading Stage 2 for NETA (reference 17). SSADM Version 4 has been used and, although not all products for Stage 3 have been produced, Stages 1 and 2 have been completed. In addition, Steps 310 and 320 have been completed and parts of 330, 360 and 380 have been carried out. These have been provided to enhance the document and clarify the requirements analysis. A full Stage 3 design should not be inferred from the inclusion of these products.

1.3 Summary of the Document

1. The User Requirements Specification (URS) comprises:
 - a statement of the high level principles and the objectives of the Initial Settlement and Reconciliation Agency system (ISRA);
 - a summary of the constraints and assumptions on which the URS is based;
 - a description of the scope and functions covered by the URS;
 - the detailed Requirements for ISRA;
 - supporting information, including the Required Data Flow Model, Logical Data Model, Data Catalogue, Function Descriptions, System Event Descriptions, and User Roles.

2 PRINCIPLES AND OBJECTIVES

2.1 Principles

The requirements of the Initial Settlement and Reconciliation Agency system (ISRA) all arise from a set of basic high level principles. The detailed requirements listed in the Requirements Catalogue section of this document all relate to and support one or more of these principles. Listed below are the high level principles for the system:

1. Initial Settlement will provide an equitable initial allocation of energy volumes across Suppliers. This will be based on a combination of half hourly data and profiled estimates of consumption, both adjusted for line losses and corrected to total GSP Group demand for each half hour. (OF407(f))
2. Reconciliation is the means by which an equitable adjustment of Suppliers' energy volumes can be achieved as meter data becomes available to replace the estimates used in the Initial Settlement process. (OF 407(g))
3. ISRA will ensure that the sum of the Suppliers' energy volumes balances the total energy volume in every Settlement Period, within a GSP Group.
4. ISRA will generate reports for Suppliers and Distributor (including DUoS), Transmission Use of System (TUoS), and the SAA that detail the results of the calculations performed.
5. ISRA will support interfaces with all relevant parties and systems to facilitate the timely and accurate provision or receipt of data.
6. ISRA will be a fully auditable system and will be capable of storing and retrieving data to allow the review and, if necessary, the re-running of the calculations for any Settlement Day for at least two years after the Settlement Day.
7. ISRA will comply with Pool's 1998 Programme security and control framework (reference 8) and the Pool's 1998 Programme's standard codes and naming conventions.
8. The design and implementation of ISRA shall not prevent the system, given an appropriate hardware environment, being operated to meet the prescribed settlement and reconciliation schedule.
9. The design and implementation of the ISRA will not adversely constrain the operation and performance of Existing Settlements or the production of TUoS charges.

2.2 Business Objectives

The major business objectives are:

1. to ensure an equitable allocation of Suppliers' energy volumes by allocating differences between metered GSP Group Take and the total profiled and metered demand across Suppliers in a way which is not expected to favour any one Supplier or group of Suppliers;
2. to enable reconciliation of the Suppliers' energy volumes, based on estimated consumption to those using actual meter readings obtained up to 2 years after the Settlement Day;
3. to provide Supplier energy volume information to enable the trading of electricity between Generators and Suppliers.
4. to supply the information required to enable the Market to clear between Generators and Suppliers for each Settlement Day in the same timescales as in the pre-NETA market.

2.3 System Objectives

The major system objectives of the Initial Settlement and Reconciliation Agency systems are:

1. to enable the ISRA process to be operated by ISR Agents as agents of the Pool;
2. to determine daily the Profile Coefficients for each half hour;
3. to provide the Daily Profile Coefficients to the Non-Half Hourly Data Collectors to support the calculation of EACs and Annualised Advances;
4. to enable the calculation of Supplier energy volumes, within a GSP Group for any Settlement Day, for at least 2 years afterwards;
5. to maintain any appropriate settlement related standing data required to achieve the system objectives;
6. to provide interfaces with the other systems in the Operational Framework (reference 1);
7. to provide a robust system which can run independently of the other NETA systems, subject to the necessary data being made available; and
8. to provide audit, security and control measures and maintain and retain sufficient audit information to satisfy all Pool members, the Pool Auditor and all legal requirements.

2.4 Project Objectives

The objectives of the project are to develop the Initial Settlement and Reconciliation Agency systems, notably:

1. to design and develop systems which satisfy the business requirements for the Initial Settlement and Reconciliation Agency functions of the New Electricity Trading Arrangements (NETA), as stated in this specification;
2. to ensure that the design of such systems is compatible with the 1998 technical architecture for the overall business requirement;
3. to design ISRA in such a way that functionally independent components (such as Daily Profile Production and Supplier Settlement and Reconciliation runs) may be run as independent systems;
4. to design and implement ISRA in such a way that an agent of the Pool may perform the calculations for a single GSP Group, independently of those for another GSP Group;
5. to design and implement ISRA in such a way that any ISR Agent may run the system for more than one GSP Group;
6. to define the interfaces with the Central Data Collection Agent (CDCA), the Data Collection systems, the Data Aggregators, the Host PES, the Settlement Administration Agent (SAA) systems and the Transmission Company (TC) TUoS system;
7. to define the interfaces between the Daily Profile Production and Supplier Settlement and Reconciliation sub-systems;
8. to specify the requirements for standing data to be entered to the ISRA system including the capture of such data as is required to apply the profiles to the EACs in accordance with the defined functionality; and

3 CONSTRAINTS AND ASSUMPTIONS

The baseline for this specification is the Required Amendments to Trading Stage 2 for NETA, version 3.0 (reference 17) and the references below refer to paragraphs in that document, unless otherwise stated.

3.1 Business Constraints and Assumptions

1. Electricity trading between Generators and Suppliers will occur on the basis of energy allocations for each half hour period of each day.
2. The Pool will undertake Reconciliations between Suppliers for a Settlement Day, outside Initial Settlement timescales (OF Ref 407(g)).
3. The Final Reconciliation will occur no later than 24 months after the Settlement Day (OF Ref 488).
4. Further reconciliations after the Final Reconciliation may occur within the framework of the disputes process (OF Ref 488).
5. The Settlement Timetable is published by the Pool in Agreed Procedure AP01 (reference 9). The timetable for Settlement and Reconciliation runs for the New Electricity Trading Arrangements will be published by the Pool in an Agreed Procedure. It will include the deadlines for ISRA's feeder and other dependent systems.

3.2 System Constraints and Assumptions

3.2.1 Scope

1. The ISRA system has no knowledge of individual Metering Systems. It receives aggregated values of EACs/AAs by Settlement Class and of half hour readings by Consumption Component Class.
2. ISRA cannot ensure that for each Settlement Day, every Metering System is accounted for once and only once. This must be determined by 1998 systems other than ISRA, Non-Half Hourly Data Aggregation, for example. The ISRA system will not make any checks for completeness or duplication of metering systems within the data supplied by the Data Aggregators.
3. Where interconnection exists between two GSP Groups, this interconnection will be metered and the half hourly consumption data sent to the CDCA along with the FMS metering to allow determination of GSP Group Take (OF Ref 412 and 413). It is therefore outside the scope of ISRA.
4. Energy volumes associated with Metering Systems registered in CRA will be subtracted from the GSP Group Take by the CDCA before the GSP Group Take is passed to ISRA (for as long as this system continues).
5. ISRA is run on a Settlement Day basis, which is measured in local (clock) time. All times within the system are in local time unless they are explicitly stated to be in GMT.

3.2.2 Operational

1. The ISRA system will be operated by Initial Settlement and Reconciliation Agents. An ISR Agent can operate the system for one or more GSP Groups.
2. A Supplier Settlement and Reconciliation (SSR) Run is carried out for one, some or, by default, all GSP Groups to which the agent is appointed.

3. A Daily Profile Production Run is carried out for one, some or by default, all GSP Groups.
4. A GSP Group consists of one or more Distribution Systems, each owned and operated by a Distribution Business (OF Ref 411).
5. Where there is a failure to provide data for an SSR Run, data will be substituted to allow the Run to take place and appropriate reports produced.

3.2.3 System Interfaces

1. ISRA will receive data from its feeder systems (CDCA, Data Aggregation, PRS) in a timescale based upon the published Settlements timetable.
2. For each SSR and Daily Profile Production run, the most recent data provided for that Settlement Day, by its feeder systems will be used. Defaults will be used if data has not been received from any of the feeder systems.
3. If multiple versions of input data are received for an SSR or Profile Production Run, the latest version of the data received will be used.
4. The input data for any SSR or Daily Profile Production run will be retained for audit purposes.
5. ISRA will receive a full set of aggregated data from both the Half Hourly and the Non-Half Hourly Data Aggregators for each SSR run. For the Non-Half Hourly Data Aggregator, the set will be one Supplier Purchase Matrix entry per Supplier per Settlement Class, per GSP Group. For the Half Hourly Data Aggregator, the set will be one aggregated total per Consumption Component Class, per Supplier and per GSP Group if the HHDA in question has not implemented Multiple BM Units. Otherwise the set will be one aggregated to GSP Group, Supplier, Consumption Component Class, BM Unit and Settlement Period for those Suppliers and HHDA's who have implemented Multiple BM Units.
6. The Non-Half Hourly Data Aggregators supply the aggregated EACs and Annualised Advances, separately by Settlement Class and Supplier, to ISRA for profiling into half hour values for each Settlement Day. ISRA adjusts each of these profiled values by application of an appropriate Line Loss Factor.
7. Aggregated half hourly readings are sent to ISRA by the Half Hourly Data Aggregators with a separate total for line losses. Values supplied to ISRA by the Half Hourly Data Aggregators are supplied by either Consumption Component Class and Supplier if the Half Hourly Data Aggregator does not implement Multiple BM Units, and by BM Unit, Consumption Component Class and Supplier if he does implement Multiple BM Units, but not both.
8. Line Loss Factors will be provided periodically by each Distribution Business in an electronic format. It is assumed that a value will be supplied for each Line Loss Factor Class, Settlement Date and Settlement Period.
9. The definitive source for Line Loss Factor values is the Distribution Business (although these are distributed to ISRA by BSCCo) [P116].
10. Transmission Company TUoS system will receive the TUoS reports from all SSR Runs.

3.2.4 End-User Interfaces

1. ISRA standing data creation and changes (including NHH BM Unit Allocations) will be manually entered. In the case of disagreement with files supplied by Data Aggregators,

standing data will be automatically updated by the ISRA software to agree with that provided by the DA.

2. Daily temperature data used for generating profiles will be manually entered.

3.2.5 Profile Production

1. The system will allow recalculation of Daily Profile Coefficients for a Settlement Day up until the time of the Final Initial Settlement run, for that day. It will be the responsibility of Data Collectors to perform any recalculation of EACs and AAs that may be required as a result.
2. It is assumed that recalculation of Daily Profile Coefficients will be a rare occurrence, as it would be caused by errors in the Regression Equations or Daily Parameter input.
3. The system will calculate separate profiles for each Time Pattern of each Standard Settlement Configuration supported by the settlement process. This will be done through the processes of Algorithmic Profiling, and Chunking (i.e. splitting a Profile for a Standard Settlement Configuration into separate 'chunks' for each Time Pattern). This will enable other 1998 systems to estimate consumption or calculate Annualised Advances for Settlement Registers, without the need for additional information concerning their switching behaviour.
4. The system will not contain additional functionality to support metering systems where:
 - two meters exist at one site where one meter measures off-peak or restricted hour electricity consumption ("switch load") and the other measures the unrestricted consumption; or
 - a single meter exists where one register measures the "switch load" consumption while the other register measures the unrestricted consumption.

Instead, both types of metering system will be supported by assigning a distinct MSID and Standard Settlement Configuration to each meter or metering element.

1. The process of Chunking will be performed as part of Daily Profile Production, rather than as part of both the SSR and EAC systems, as described in Appendix A of the Operational Framework (reference 1). The results are identical but performing the process only once is more efficient.
2. The chunked profiles produced by the system will be 'normalised' so that the sum of the coefficients over a typical year would be one. This will ensure that the EACs and AAs calculated by the EAC system reflect the Average Annual Consumption for each Settlement Register, rather than the total for the metering system.

3.2.6 Supplier Settlement and Reconciliation

3.2.6.1 Non-Pooled Generation Processing

1. Suppliers will be allocated negative Deemed Take within a GSP Group for any half hour if the output from any Non Pooled Generation (NPG) which they may have exceeds their take.

3.2.6.2 GSP Group Correction

1. Unallocated Energy for a half hour period may be positive or negative (i.e. the Aggregated GSP Group Consumption may be less than or greater than the GSP Group Take) or zero.
2. The mechanism that compensates the consumption to exactly balance the GSP Group take is GSP Group Correction. GSP Group Correction will always be applied to at least one component of consumption.

DRAFT

4 BUSINESS DESCRIPTION

4.1 Introduction

1. This section describes the business process, scope and context of the Initial Settlement and Reconciliation Agency system (ISRA). The scope of the development project(s) to design and implement ISRA is not covered in this section.
2. The Business view of ISRA can be represented in a number of ways and this section contains:
 - the scope of ISRA in terms of the 1998 Programme Business Process Model (reference 1);
 - an overview of the Initial Settlement and Reconciliation Agency process;
 - diagrammatic representation of the context of ISRA in terms of its interfaces with trading parties, Pool organisations, NETA systems and other external systems;
 - the business events which affect ISRA.

4.2 ISRA Scope

1. The Initial Settlement and Reconciliation Agency (ISRA) system comprises the business processes that are required to calculate Suppliers' energy volumes in the New Electricity Trading Arrangements. There are two distinct business processes:
 - Supplier Settlement and Reconciliation (SSR); and
 - Daily Profile Production
2. The high level processes in the Business Process Model in the Operational Framework (reference 1) map onto these systems as follows:

ISRA Sub-system	BPM Ref	BPM Process Name
Supplier Settlement and Reconciliation	8B	GSP Group Aggregation
	9/15	Deemed Take Calculation
	13/16	Determine Supplier Energy Volumes
Daily Profile Production	12 (part)	Profile Production (part)

BPM Process 12, Profile Production includes both the production of daily profiles by the ISR Agent and the annual production of generic profiles or regression equations, by the Profile Administrator. The ISRA process Daily Profile Production maps to the first of these functions.

4.3 System Overview

4.3.1 Supplier Settlement and Reconciliation

1. The Supplier Settlement and Reconciliation (SSR) sub-system comprises the business processes that are required to estimate each Supplier's energy volumes within each BM Unit. The value of each Suppliers' energy volumes within each BM Unit are passed to the Settlement Administration Agent (SAA) thereby allowing the Market to be cleared, for each Settlement Day, within the existing 29 day cycle.
2. The Central Data Collection Agent's (CDCA) settlement system provides to the SAA the Generator energy volumes, the Station Demand energy volumes, the Interconnector energy volumes, and any energy volumes for customers registered in CRA. To make an

Initial Settlement, a complete set of all GSP Group Supplier energy volumes is required, together with the CDCA's data.

3. Initial Settlement is carried out using the best data available at the time and will include aggregated estimated meter reading data and aggregated actual meter reading data. This process is followed by a series of Reconciliation runs over a period of time (possibly up to two years). These Reconciliation runs use more complete actual data as it becomes available until near 100% actual data is available. It is assumed that Final Reconciliation will occur no later than 24 months after the Settlement Day.
4. Each Reconciliation run results in a completely new set of energy volume allocations between Suppliers for the Settlement Day for one or more GSP Groups included. This data is passed to the Settlement Administration Agent who then calculates the adjustments with respect to the previous run. The CDCA's calculations are repeated for each of the ISR Agent's Reconciliation runs. When a Dispute Final Settlement is to be made there may be a complete recalculation involving the CDCA and some or all ISR Agents, subject to the agreed disputes procedure. Normally this will be performed as part of the next Settlement run.
5. The processes of Initial Settlement and Reconciliation are practically identical. The Reconciliation process differs from the Initial Settlement process in that the quality of the data improves with each successive run.
6. Meter reading data is collected by Data Collectors, aggregated by the Data Aggregators and sent to the SSR system. The Line Loss Factor data is also made available to SSR from the Distributor in respect of non-half hourly data.
7. The CDCA's systems pass for each GSP Group for each half hour of a Settlement Day, the GSP Group Take. This data allows the Agent to calculate the Supplier energy volumes from the Supplier Deemed Take for the Settlement Day.

4.3.1.1 GSP Group Aggregation

1. Supplier Takes for each Settlement Day for a GSP Group are calculated using data provided by Data Aggregators.
2. Half Hourly Data Aggregators supply aggregated values where half hourly metering is installed or where they are provided by approved systems designed to estimate them for unmetered supplies. The Data Aggregators adjust the half hourly values for each metering system for line loss, aggregate the values for all half hourly metering systems for a Supplier, and supply the separate totals to SSR for each half hour.
3. Non-Half Hourly Data Aggregators are responsible for aggregation when there is no half hourly meter and a meter advance meter has been installed. Each meter advance metering system has one or more Estimated Annual Consumption (EAC) and Annualised Advance (AA) associated with it. The Non-Half Hourly Data Aggregators sum the EACs and AAs for each Supplier and valid Settlement Class and send the aggregated values to the ISR Agent. This data is termed the Supplier Purchase Matrix (SPM).
4. GSP Group Aggregation involves the calculation of a Supplier's consumption for each half hour for a BM Unit by the application of the appropriate profile to Supplier Purchase Matrix cells. The SSR system uses profiling to derive consumption values for each half hour, for each BM Unit for each Supplier, for those of their customers that do not have half hourly metering installed. The profiled half hourly values are then adjusted for line loss.
5. The principle of the profiling process is to convert the annual consumption totals (EAC & AA) for each Settlement Class to half hourly estimates of consumption, using profiles of average consumption. The process of constructing these profiles is described in Daily Profile Production.

4.3.1.2 Deemed Take Calculation

1. It is required that the total calculated consumption (Deemed Take) for a GSP Group in a half hour exactly matches the actual metered imports to the Group from the Grid Supply Points (GSPs). To achieve this, the GSP totals for the Group are passed by the CDCA (who meters these through the FMS system) to the ISR Agent to allow the adjustment to be made. The ISR Agent then carries out a GSP Group Correction by pro-rating the Aggregated Deemed Takes for the Suppliers within the GSP Group up or down to match the GSP Group total supplied by the CDCA.
2. Not all components of the Deemed Take are included in the correction process. In general it is the profiled, line loss adjusted components (rather than half hourly metered values) that are subjected to correction and scaling factors can be applied to different components used in correction.
3. The result of this process is, for each GSP Group, a set of Deemed Takes for each BM Unit for each Supplier for each Settlement Period of the Settlement Day.

4.3.1.3 BM Unit SVA Gross Demand Calculation (for purposes of the CFD Arrangements)

1. In addition to the Deemed Take calculation reflecting net consumption, the gross half hourly demand ('BM Unit SVA Gross Demand') for each Supplier and BM Unit is calculated. The BM Unit SVA Gross Demand for a Supplier BM Unit is defined as the sum of the Corrected Component (CORC_N) for all Consumption Component Classes 'N' associated with Active Import. It follows from this definition that the BM Unit SVA Gross Demand will be adjusted for distribution losses and for GSP Group Correction (but will exclude any Active Export energy).

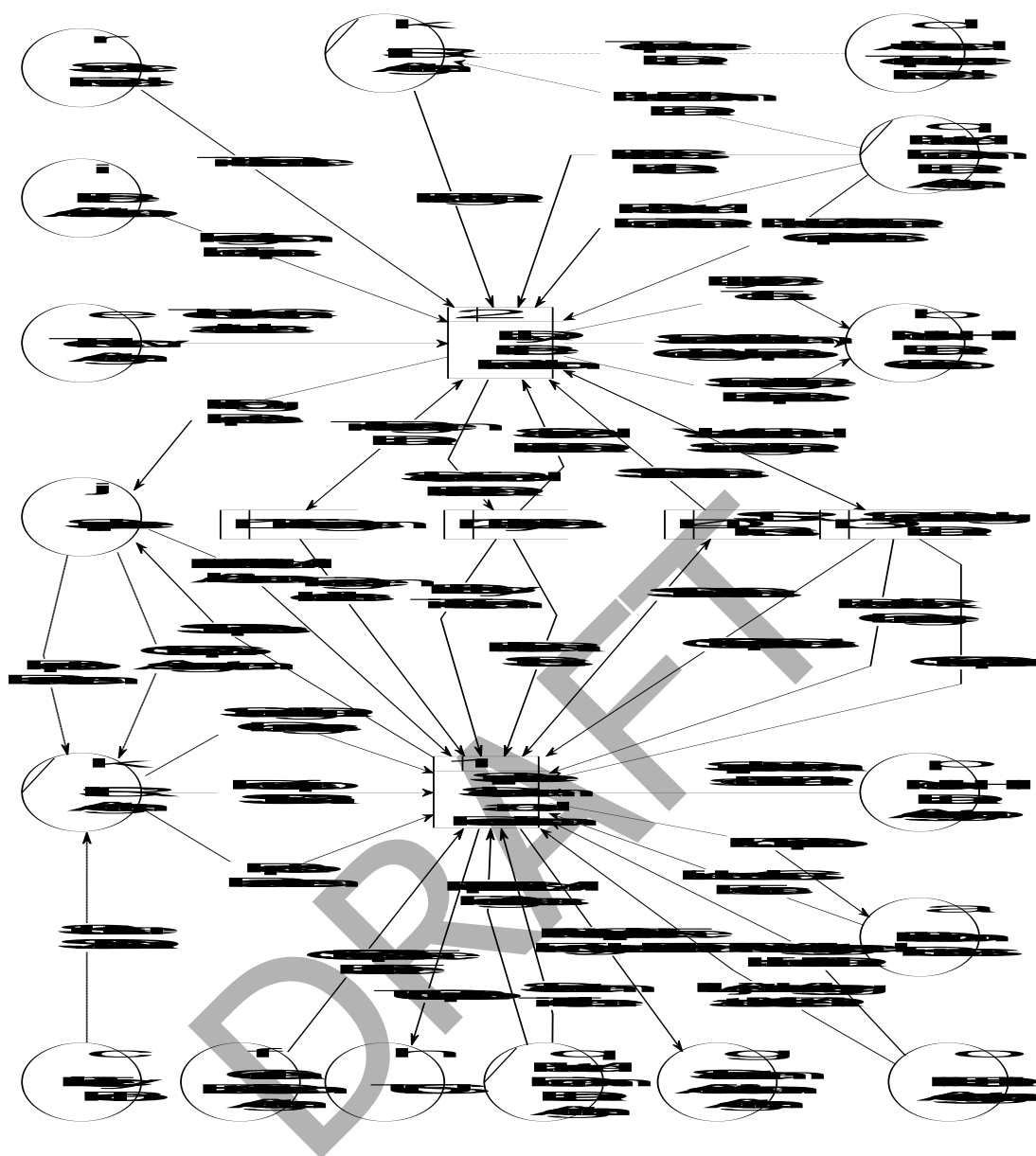
4.3.1.3.1.4 Determine Supplier Energy Volumes

1. The Supplier energy volumes are passed through to the SAA for processing.

4.3.2 Daily Profile Production

1. Profiles are produced for each Profile Class based on load research, and are supplied to the ISR Agent by the Profile Administrator(s).
2. For each Settlement Day, the ISRA Daily Profile Production system produces the Profile Coefficients required to calculate the consumption for each Profile Class. A profile is a set of regression equations (one for each half hour of the day) which can be evaluated to obtain a temperature-adjusted estimate of half hourly consumption (in kW over the half hour) for the Profile Class Average. Profile Coefficients for each GSP Group area are produced from these equations and these coefficients are then multiplied by EACs and AAs to calculate half hourly consumption.
3. The regression equations and class average consumption are provided to the Daily Profile Production system by the Profile Administrator; time of sunset for the GSP Group is provided by the Sunset Provider and the Sunset Variable may be derived; and the noon effective temperature for the GSP Group is calculated from temperature data provided by the Authorised Temperature Provider.
4. The production of the profiles is carried out once for each Settlement Day (except for any recalculations needed to correct errors, which may occur up until the Final Initial Settlement Run). The initial settlement run and subsequent reconciliation of that trading use the same set of Profile Coefficients. The calculation of AAs and EACs and the derivation of meter advances similarly use the previously produced sets of Profile Coefficients for each Settlement Day in the period under calculation.

4.4 ISRA Context



4.5 Business Events

The ISRA system is affected by the following business events:

1. Profile Production for Settlement Day
2. Initial Settlement for Settlement Day
3. Reconciliation for Settlement Day
4. Dispute Resolution for Settlement Day
5. Profile Changes
6. Profile Class Changes
7. Changes to Published Pool Market Domain Data
8. Settlement Timetable Published
9. Changes to Scaling Factors for GSP Group Correction
10. Supplier starts/stops trading in GSP Group
11. Data Aggregator starts/stops operating in GSP Group
12. Data Collector starts/stops operating in GSP Group
13. Changes to Line Loss Factor Classes
14. Start of trading on NETA Go-Live date
15. Changes to GSP Groups
16. Archiving events
17. Changes to BM Unit allocations
18. Start of trading on BETTA Go-Live date
19. Scottish Regression Coefficients End Date

Each business event triggers a number of external system events and each external system event relates to a number of detailed system events, as described in Function Description and Events, section 9. The events do not necessarily occur serially, nor is the order significant unless specifically stated or implicitly defined by logical relationships.

4.5.1 Profile Production for Settlement Day

This is a scheduled event and is triggered by a pre-determined, published Settlement Timetable. It will occur once for each Settlement Day. It triggers the following input system events:

1. Authorised Temperature Provider sends daily temperature parameters for Settlement Day to Profiling function, comprising:
 - Actual noon temperature entered.
2. Profiling function receives set of Sunset times for the GSP Group, comprising:

- Sunset data loaded
- 3. Profiling function receives Teleswitch contact intervals (i.e. Teleswitch switching times) prepared by the Teleswitch Agent for Settlement Day, comprising:
 - Teleswitch Switching Times Available
- 4. Calendar data created covering the Settlement Day, comprising:
 - Day Type and Scottish Day Type specified for Settlement Day;
- 5. ISR Agent runs Profiling Run for Settlement Day, when events (1) to (4) completed, comprising:
 - Profiling Run.

Note that in practice the Sunset Data Loaded, Scottish Day Type and Day Type Specified for Settlement Day events may occur well in advance e.g. at the start of the year

4.5.2 Initial Settlement for Settlement Day

This is a scheduled event and is triggered by the published Settlement Timetable. It will occur more than once for each Settlement Day (although it will normally occur only once). It triggers the following input system events:

1. HH Data Aggregators send aggregated half hour meter consumptions and their associated line losses, comprising:
 - Aggregated Half Hour Data Available.
2. Non-HH Data Aggregators send Supplier Purchase Matrix EAC and AAs, comprising:
 - SPM Data Available.
3. CDCA sends GSP Group Take, comprising:
 - GSP Group Take available.
4. ISR Agent runs Initial Settlement process for Settlement Day, when events (1) to (3) completed comprising:
 - SSR Run Event.

The following output enquiry events are triggered:

1. The BM Unit Supplier Take Energy Volume Data File and BM Unit SVA Gross Demand Data File are sent to Settlement Administration Agent.
2. The Deemed Supplier Take report is sent to Transmission Use of System.
3. The GSP Group Consumption Totals report is produced and sent for each Supplier.

4.5.3 Reconciliation for Settlement Day

This is a scheduled event and is triggered by the published Reconciliation timetable. It will occur more than once for each Settlement Day. It triggers the following input system events:

1. HH Data Aggregators send aggregated half hour meter consumptions and their associated line losses, comprising:

- Aggregated Half Hour Data Available.
- 2. Non-HH Data Aggregators send Supplier Purchase Matrix EAC and AAs, comprising:
 - SPM Data Available.
- 3. CDCA sends GSP Group Take data, comprising:
 - GSP Group Take available.
- 4. ISR Agent runs the Reconciliation process for Settlement Day, when events (1) to (3) completed comprising:
 - SSR Run Event.

The following output enquiry events are triggered:

1. The BM Unit Supplier Take Energy Volume Data File and BM Unit SVA Gross Demand Data File are~~is~~ sent to Settlement Administration Agent.
2. The Deemed Supplier Take report is sent to Transmission Use of System.
3. The GSP Group Consumption Total report is produced and sent for each Supplier.

4.5.4 Dispute Resolution for Settlement Day

If a dispute occurs before the final reconciliation run, then the next Initial Settlement or Reconciliation run, according to the published Settlement Timetable will normally rectify any misallocation of funds between Suppliers or between Suppliers and Generators.

This is an ad-hoc event which may, either

- affect both Suppliers and Generators, in which case the CDCA must provide amended Settlement data. A full Initial Settlement or Reconciliation Run may be run and the input and output events are the same as those for an Initial Settlement or Reconciliation for Settlement Day; or
- affect only Suppliers within a GSP Group, in which case a Reconciliation run may be run and the input and output events are the same as those for Reconciliation for Settlement Day.

If the dispute occurs after the final reconciliation run, then ISRA must provide data to support the resolution of the dispute and this may involve the following system events and enquiries:

- restore from archive; and
- dispute reports produced; or
- a full Initial Settlement run; or
- a Reconciliation run.

4.5.5 Profile Changes

After the Trading Arrangements have been in use for some time, as a result of load research, a Profile Administrator makes changes to the underlying regression equations which are used to produce daily profiles. It triggers the following input system event:

1. Profile Administrator provides the Market Domain Data Agent and the ISR Agent with details of a profile change with the effective date, comprising:
 - Profile deleted;
 - Profile entered;
 - Profile updated;
 - Regression Equation deleted;
 - Regression Equation entered;
 - Regression Equation updated.

4.5.6 Profile Class Changes

After the Trading Arrangements have been in use for some time, it is agreed by Pool Members that changes are required to Profile Classes. This may involve introduction of new Profiles or removal of existing Profiles or changes to individual Profiles, supplied by the Profile Agent. It may also involve changes to the rules about which Standard Settlement Configurations may be assigned to a Profile Class. It triggers one or more of the following input system events:

1. Pool Members inform the Market Domain Data Agent who informs the ISR Agent of new Profile Classes, comprising:
 - Profile Class Entered;
 - Profile Class Updated.
2. Profile Administrator provides the Market Domain Data Agent and the ISR Agent with details of profiles for new Profile Classes, comprising:
 - Profile entered;
 - Profile updated;
 - Regression Equation entered;
 - Regression Equation updated.
3. Pool Members inform the Market Domain Data Agent who informs the ISR Agent of Profile Classes to be removed, comprising:
 - Profile Class Updated;
 - Profile Class deleted;
 - Profile updated;
 - Profile deleted;
 - Regression Equation updated;
 - Regression Equation deleted;
 - Standard Settlement Configuration deassigned from Profile Class.

4. Suppliers inform the Market Domain Data Agent who informs the ISR Agent of Standard Settlement Configurations which are valid for new Profile Class, comprising:
 - Standard Settlement Configuration assigned to Profile Class;
 - Standard Settlement Configuration entered;
 - Standard Settlement Configuration updated.
5. Pool Members inform the Market Domain Data Agent who informs the ISR Agent of changes to the rules governing the assignment of Standard Settlement Configurations to Profile Classes, comprising:
 - Standard Settlement Configuration assigned to Profile Class;
 - Standard Settlement Configuration deassigned from Profile Class;
 - Assignment to Profile Class Updated;
 - Standard Settlement Configuration deleted;
 - Standard Settlement Configuration entered;
 - Standard Settlement Configuration updated.

4.5.7 Changes to Published Pool Market Domain Data

The Pool Members agree that changes are required to the Pool Market Domain data, such as new timeswitch regimes are required, existing timeswitch regimes are to be withdrawn or changes to existing timeswitch regimes are required. It triggers the following input system event:

1. Amendments are sent to the Market Domain Data Agent who provides the ISR Agent with details of time patterns and the Standard Settlement Configurations affected and effective date, Settlement Day and Line Loss Factor Classes, comprising:
 - Pool Market Domain Data loaded;
 - Standard Settlement Configuration deleted;
 - Standard Settlement Configuration entered;
 - Standard Settlement Configuration updated;
 - Time Pattern assigned to Standard Settlement Configuration;
 - Time Pattern deassigned from Standard Settlement Configuration;
 - Time Pattern Regime deleted;
 - Time Pattern Regime entered;
 - Time Pattern Regime updated;
 - Clock Interval deleted;
 - Clock Interval entered;

- Set of average Consumption Fractions entered;
- Set of average Consumption Fractions updated;
- Set of average Consumption Fractions deleted;
- Teleswitch Register and Contact Rules entered;
- Teleswitch Register and Contact Rules updated;
- Teleswitch Register and Contact Rules deleted;
- BM Unit details entered;
- BM Unit details updated;
- BM Unit details deleted;
- Market Domain Data Complete Set loaded

4.5.8 Settlement Timetable Published

The Market Domain Data Agent distributes a new Settlement Timetable or changes to the existing timetable. It triggers the following input system event:

1. Amendments are sent to ISR Agent with details Settlement Codes and dates, comprising:
 - Settlement entered;
 - Settlement updated;
 - Settlement deleted;
 - Settlement Timetable loaded.

4.5.9 Changes to Scaling Factors

The Pool members agree that the scaling factors used in GSP Group Correction should be changed and amend the Pool Rules accordingly. It triggers the following input system event:

1. Pool Rules amendments sent to the Market Domain Data Agent are forwarded to the ISR Agent with details of scaling factor changes and effective date, comprising:
 - GSP Group Scaling Factors deleted;
 - GSP Group Scaling Factors entered;
 - GSP Group Scaling Factors updated.

4.5.10 Supplier starts/stops trading in GSP Group

A Supplier starts to trade within a GSP Group or stops trading within that GSP Group. This event is triggered by the wider Metering System Change of Supplier event. It triggers the following input system events:

1. Supplier provides the ISR Agent with details of GSP Group in which he will start trading and effective date, comprising:

- Supplier details entered;
 - Supplier details updated;
 - Supplier starts trading in GSP Group;
 - Aggregator (half hourly and/or non-half hourly) assigned to GSP Group;
 - Data Collector details entered;
 - Data Collector details updated;
 - Data Collector appointed to GSP Group.
2. Supplier provides the ISR Agent with details of when he will cease trading and where, comprising:
- Supplier details updated;
 - Supplier details deleted;
 - Supplier finishes trading in GSP Group;
 - Aggregator assignment deleted;
 - Data Collector in GSP Group deleted.

4.5.11 Data Aggregator starts/stops operating in GSP Group

A Data Aggregator starts to operate within a GSP Group or stops operating within that GSP Group. This event may be triggered by the wider Metering System Change of Supplier event or by a Supplier appointing a new Data Aggregator or changing an existing Data Aggregator. It triggers the following input system events:

1. The Supplier provides the ISR Agent with details of GSP Group in which his Data Aggregator(s) will start trading and effective date, comprising:
 - Aggregator (half hourly and/or non-half hourly) assigned to GSP Group.
2. The Supplier provides the ISR Agent with details of when his Data Aggregator(s) will cease trading and where, comprising:
 - Aggregator assignment deleted.

4.5.12 Data Collector starts/stops operating in GSP Group

A Data Collector starts to operate within a GSP Group or stops operating within that GSP Group. This event may be triggered by the wider Metering System Change of Supplier event or by a Supplier appointing a new Data Collector or changing an existing Data Collector. It triggers the following input system events:

1. The Supplier provides the ISR Agent with details of GSP Group in which his Data Collector(s) will start trading and effective date, comprising:
 - Data Collector details entered;
 - Data Collector details updated;

- Data Collector appointed to GSP Group.
2. The Supplier provides the ISR Agent with details of when his Data Collector(s) will cease trading and where, comprising:
 - Data Collector details deleted;
 - Data Collector in GSP Group deleted.

4.5.13 Changes to Line Loss Factor Classes

A Distributor creates a new Line Loss Factor class, withdraws a Line Loss Factor Class, changes the factors associated with a Line Loss Factor Class or changes the status of Line Loss Factor Class. It triggers the following input system event:

1. Distributor sends changes to Line Loss Factor classes, with effective dates to the Market Domain Data Agent who forwards these on to the ISR Agent, which may comprise some or all of:
 - Line Loss Factor codes deleted;
 - Line Loss Factors deleted;
 - Line Loss Factor codes entered;
 - Line Loss Factors entered;
 - Line Loss Factor codes updated;
 - Line Loss Factors updated.

4.5.14 Start of Trading on 1 April 1998

Prior to the start of trading a number of input events must take place. At some scheduled time before the first Settlement run is due, this event will occur. It triggers the following input system event:

1. The basic GSP Group data is supplied by the Distributors and Suppliers for each GSP Group, comprising:
 - System installation;
 - GSP Group Entered;
 - Aggregator assigned to GSP Group;
 - Distributor assigned to GSP Group;
 - Clock Change entered;
 - Clock Change Updated;
 - Line Loss Factor codes entered;
 - Line Loss Factors entered;
 - Line Loss Factor codes updated;

- Line Loss Factors updated.
2. The Market Domain Data Agent distributes the initial Settlement Timetable and other market domain data, comprising:
 - Settlement entered;
 - Settlement updated;
 - Pool Market Domain Data loaded;
 - Standard Settlement Configuration entered;
 - Standard Settlement Configuration updated;
 - Time Pattern assigned to Standard Settlement Configuration;
 - Time Pattern Regime entered;
 - Time Pattern Regime updated;
 - Clock Interval Entered;
 - GSP Group Scaling Factors entered;
 - GSP Group Scaling Factors updated
 - Teleswitch Register and Contact Rules entered;
 - Teleswitch Register and Contact Rules updated.

4.5.15 Changes to GSP Groups

As a result of agreement by Pool Members GSP Groups are reorganised, and a GSP Group is split or merged, or details for the GSP Group change. It triggers the following input system events:

1. New GSP Group data is supplied by the Distributors and Suppliers for each GSP Group, comprising:
 - GSP Group Entered and flagged as Scottish if necessary;
 - Aggregator assigned to GSP Group;
 - Distributor assigned to GSP Group;
 - GSP Group Scaling Factors entered;
 - GSP Group Scaling Factors updated.
2. Old GSP Group data is archived and removed, once there are no outstanding reconciliation runs for the old GSP Group, comprising:
 - Archive standing data;
 - Aggregator assignment deleted;
 - Distributor deassigned from GSP Group;

- GSP Group Scaling Factors deleted;
 - GSP Group Deleted.
3. Changes in GSP Group assignments is supplied by the Distributors and Suppliers for each GSP Group, comprising:
- Aggregator assigned to GSP Group;
 - Aggregator assignment deleted;
 - Distributor deassigned from GSP Group;
 - Distributor assigned to GSP Group;
 - GSP Group Scaling Factors entered;
 - GSP Group Scaling Factors updated;
 - GSP Group Scaling Factors deleted.

4.5.16 Archiving Events

This is a scheduled event, which involves the deletion of redundant data from the system. The data that is removed is subject to the following criteria (the Archive Criteria):

- The data is for a Settlement Day for which a Final Reconciliation Run has been successfully completed;
- The data relates to a Settlement Day that is older than the minimum archive period as defined in the Archiving Plan (Reference 20).

It is triggered by the following input system events:

1. ISR Agent runs the archive process for a Settlement Day or range of Settlement Days, comprising:
 - Archive Daily Profiles;
 - Archive SSR Daily Data.
2. ISR Agent purges data which is subject to the Archive Criteria, comprising:
 - Clock Change deleted;
 - Clock Interval deleted;
 - GSP Group Scaling Factors deleted;
 - Line Loss Factor Codes deleted;
 - Profile Class deleted;
 - Profile deleted;
 - Regression Equation deleted;
 - Standard Settlement Configuration deassigned from Profile Class;

- Standard Settlement Configuration deleted;
- Supplier details deleted;
- Time Pattern Regime deleted.

4.5.17 Changes to NHH BM Unit Allocation

A Supplier makes changes to the NHH BM Unit allocations, comprising:

1. Non Half Hourly BM Unit Allocation entered.
2. Non Half Hourly BM Unit Allocation updated.
3. Non Half Hourly BM Unit Allocation deleted.

DRAFT

5 REQUIREMENTS CATALOGUE

5.1 Introduction

The Requirements Catalogue is divided into four sections:

- Functional Requirements;
- Non-Functional Requirements;
- Operational Requirements;
- Design Requirements.

Below this, it is structured to map onto the nine high level principles described in Section 2.1, with some reorganisation for internal functional requirements:

- Functional requirements:
 1. ISRA must provide an equitable mechanism to determine energy allocations } Internal functionality -
} structured as:
 2. Reconciliation adjustments } 1. SSR run functionality, and
 3. Energy Volumes must balance } 2. Daily Profile Production
functionality.
 4. Reporting
 5. Interface functionality.
- Non-Functional requirements:
 6. Audit and verifiability
 7. Security and control
- Operational Requirements:
 8. Operations
- Design Constraints:
 9. Design constraints, including interface design constraints.

The scope of the Requirements Catalogue does not include Service Requirements, such as user support, training, documentation, and maintenance.

5.2 Key to the Requirements Catalogue

The status of each requirement is coded as M (mandatory), H (highly desirable), or D (desirable).

The numbering within the Requirements Catalogue consists of a single digit for the high level principle or functional area that each requirement supports, followed by sequential numbering within principle or functional area.

Some of the requirements cannot be captured in full in a few sentences. In these cases the details are given in the annexe at the end of the Requirements Catalogue.

The last two columns record the source of each requirement, and its resolution. The following abbreviations are used in the last two columns:

- BPM - Business Process Model (from the Operational Framework)
- BRT - Business Requirements Team
- CR - Change Request
- DFD - Data Flow Diagram
- EPD - Elementary Process Description
- LDM - Logical Data Model
- ISR UAG - ISR User Assurance Group (a group of experts set up to support the development of the ISRA URS)
- OF nnn - refers to paragraphs in the Operational Framework (reference 1)
- OF Appendix n - refers to appendices in the Operational Framework (reference 1)
- PTF - Profiling Task Force (a group of experts set up to define and recommend the requirements for profiling)
- SIR - Settlement Issue Report
- UAC - User Assurance Co-ordination team

All abbreviations are listed in the Glossary (reference 10).

5.3 Functional Requirements

The Functional Requirements are organised into four groups, according to the high level principles they support and the area of functionality to which they relate:

- Internal functionality requirements, supporting high level principles 1-3, subdivided into:
 - Supplier Settlement and Reconciliation run functionality
 - Daily Profile Production System functionality.
- Reporting and Interface requirements, subdivided into:
 - Reporting requirements, supporting high level principle 4.
 - Interface functionality, supporting high level principle 5.

5.3.1 Functional Requirements - Supplier Settlement and Reconciliation Runs

These requirements support the following three high level functional principles:

1. *Initial Settlement will provide an equitable initial allocation of energy volumes across Suppliers. This will be based on a combination of half hourly data and profiled estimates of consumption, both adjusted for line losses and corrected to total GSP Group demand for each half hour.*
2. *Reconciliation is the means by which an equitable adjustment of Suppliers' energy volumes can be achieved as meter data becomes available to replace the estimates used in the Initial Settlement process.*
3. *ISRA will ensure that the sum of the Suppliers' energy values, balances the total energy in every Settlement Period, within a GSP Group.*

The requirements in this subsection cover the functionality needed in the main system to run Initial Settlement and Reconciliation: those in the next subsection cover the functionality within the Daily Profile Production system.

Requirement number	Status	Description	Source of requirement	Resolution and cross reference
1.1	M	For each Settlement for a Settlement Day, ISRA must use data supplied by the CDCA; the Half Hourly (HH) Data Aggregators and the Non-HH Data Aggregators	OF Appendix A, CR R2585	Level 0 DFD
1.2	M	For any Settlement, the most recent, validated data received for the Settlement Day must be used. This includes data from Data Aggregators that has failed validation solely due to a conflict with the standing data. If such a conflict occurs, the software must produce an exception report indicating the error. The ISR software must then modify the standing data for that Settlement Day only, to agree with that provided by the Data Aggregator and re-load and validate the data, in accordance with Agreed Procedures.	BRT, SIR R605 CR R2985 (SIR R2180)	EPD 1.4.1
1.3	M	If there is a failure to submit data within the prescribed timescales for a settlement run from <ul style="list-style-type: none"> • the CDCA; • the HH Data Aggregators; or • the Non-HH Data Aggregators the ISR Agent must substitute identified default data in accordance with Agreed Procedures. An exception report must be produced identifying the data defaulted. Indicative default processing is described in process 1.4.1 of the Data Flow Model.	Security and Control Framework & BRT, CR R2585	EPD 1.4.1
1.4	M	For each Settlement Day, the system must permit one or more Settlements. A Settlement requires an Initial Settlement or a Reconciliation run. The calculations performed for each Reconciliation run are the same as in Initial Settlement, but use more recently received data.	OF 407(e) 485, 486	DFDs 1.1 and 1.4 – identical processes for each run

Requirement number	Status	Description	Source of requirement	Resolution and cross reference
1.5	M	<p>ISRA must be capable of storing standing data which is required for validation of input files, as defined by the following entities on the LDM:</p> <ul style="list-style-type: none"> • Supplier • Supplier in GSP Group • Data Aggregator • Data Aggregator Registration • Distributor • Line Loss Factor Class • BM Unit for a Supplier in a GSP Group • NHH BM Unit Allocations. <p>Screens will be available for entering and updating this data. Data entered must be validated as described in processes 1.3.1, 1.3.2, 1.3.4, 1.3.5, 1.3.6, 1.3.8, 1.3.9 and 1.3.10 of the Data Flow Model.</p> <p>Additionally, a facility will be available for electronically loading Line Loss Factor Class data and BM Unit for a Supplier in a GSP Group from files prepared by the Market Domain Data Agent.</p>	<p>Security and Control Framework</p> <p>CR R2641</p> <p>CR R1335</p>	<p>LDM</p> <p>EPDs 1.3.1, 1.3.2, 1.3.4, 1.3.5 1.3.6 1.3.8 1.3.9 and 1.3.10.</p> <p>EPD 2.6</p>
1.6	M	The system must store data relating to the latest Settlement and its associated SSR Run for each Settlement Day, for subsequent reporting. The data to be stored is defined by the following entities on the LDM: Aggregated DA Supply Period Consumption, GSP Group Take, Settlement Period Line Loss Factor Class, Aggregated Supplier Period Consumption, BM Unit Period Consumption, Period Supplier Energy Volumes, Supplier Purchase Matrix, Profiled SPM and CDCA Settlement GSP Group.	<p>ISR UAG, Change Requests 011 and 063</p> <p>CR R2585</p>	LDM
1.7	M	For each SSR run, the system must determine values of profiled consumption for each Supplier, by BM Unit using the Supplier Purchase Matrix, Period Profile Class coefficients, and the NHH BM Unit allocations. The processing must be as described in processes 1.4.8.1 and 1.4.8.2 of the Data Flow Model.	<p>OF 459, Change Request 011, 058</p> <p>CR R2641</p>	EPDs 1.4.8.1, 1.4.8.2
1.8	M	For each SSR run, the system must calculate the line losses associated with the profiled consumption, using Line Loss Factors provided by the Distributor (BSCCo sends the Line Loss Factors provided by the Distributor to ISRA). The processing must be as described in process 1.4.8.3 of the Data Flow Model.	OF 476	EPD 1.4.8.3

Requirement number	Status	Description	Source of requirement	Resolution and cross reference
1.9	M	For each SSR run, ISRA must calculate GSP Group Correction Factors, as described in process 1.4.9.1 of the Data Flow Model, and apply it to appropriate components of all BM Units' consumption, in order to ensure that no demand measured at a Grid Supply Point within the GSP Group is left unattributed to Suppliers.	OF 407(f), 479, 480 and 4 CR 058, CR R2641	EPD 1.4.9.1
1.10	M	The calculation of GSP Group Correction Factors in ISRA must be configurable using scaling factors, as described in process 1.4.9.1.	UAC	EPD 1.4.9.1
1.11	M	ISRA must facilitate the maintenance of the GSP Correction Factor scaling factors, as described in EPD 1.3.3 of the Data Flow Model.	UAC	EPD 1.3.3
1.12	M	For each Supplier Settlement and Reconciliation run, the system must sum all of the components of consumption to calculate the Deemed Take for each BM Unit, as described in process 1.4.9.2 of the Data Flow Model.	OF 483 CR R2641	EPD 1.4.9.2
1.13	M	In calculating the Deemed Take for each BM Unit, the system must treat any Non-Pooled Generation for that BM Unit as negative consumption, and must thus reduce their Deemed Take.	OF 418(a) CR R2641	EPD 1.4.9.3
1.14	M	The total Deemed Take over all BM Units in the GSP Group must balance with the GSP Group Take supplied by the CDCA.	OF 407 (f) & BRT CR R2585, CR R2641	EPD 1.4.9.1
1.15	M	If any Supplier should be left with a negative Deemed Take in a GSP Group due to Non-Pooled Generation, ISRA will report a negative consumption total to the SAA where generation exceeds consumption for a Supplier in a GSP Group.	OF 418(b) CR R2626	EPD 1.4.9.2
1.16		This Requirement is no longer used.		
1.17		This Requirement is no longer used.		
1.18	M	Any energy for which no BM Unit has been specified, or for which an invalid BM Unit has been specified, will be allocated to the Base BM Unit for that Supplier and GSP Group (it should be noted that a Base BM Unit is the same as a Default BM Unit). If no Base BM Unit exists (despite the rule that Suppliers will register a Base BM Unit in CRA for all GSP Groups), the SSR Run process will produce an error message and the Run will continue with that data excluded from the Settlement. A warning will be produced when energy in an invalid BM Unit is reallocated to the Base BM Unit.	CR R2641	EPD 1.4.8.2

Requirement number	Status	Description	Source of requirement	Resolution and cross reference
<u>1.19</u>	<u>M</u>	<u>The system must be capable of calculating half hourly gross demand for each BM Unit for use by the Settlement Administration Agent</u>	<u>CFD</u>	

DRAFT

5.3.2 Functional Requirements - Daily Profile Production System

Requirement number	Status	Description	Source of requirement	Resolution / Cross reference
2.1	M	For each GSP Group and trading day, the system must calculate a set of period Profile Class coefficients to be used for each permitted combination of Profile Class, Standard Settlement Configuration and time pattern regime.	OF 459-460, Security and Control Framework	EPDs 2.3.1 to 2.3.4
2.2	M	For non Switched Load Profile Classes, the period Profile Class coefficients must be determined by calculating basic Period Profile Coefficients as described in process 2.3.2 of the Data Flow Model, and then chunking these as described in process 2.3.4	OF 459-460	EPD 2.3.2, 2.3.4
2.3	M	For Switched Load Profile Classes, the period Profile Class coefficients must be determined by: <ul style="list-style-type: none"> calculating basic Period Profile Coefficients for both the Base and Switched Load profiles as described in process 2.3.2 of the Data Flow Model. combining the two as described in process 2.3.3 chunking the resultant profile as described in process 2.3.4. 	OF 465	EPD 2.3.2, 2.3.3, 2.3.4
2.4	D	The algorithmic profiling process (2.3.3 in the Data Flow Model) should produce separate profiles for the Switched Load and Base Load components, and pass both of them to the chunking process. This is to allow future modification of process 2.3.3 to model switching diversity (i.e. the random element programmed into teleswitches), which causes the low and normal register profiles to overlap, without impacting the chunking process.	PTF Change Request 233	Logical Design
2.5	M	The system must be capable of storing Profile Class data, as defined by the Profile Class and Profile entities of the LDM. Screens must be available for entering and updating this data. Data entered must be validated as described in process 2.5.1 of the Data Flow Model.	OF 462	EPD 2.5.1
2.6	M	The system must be capable of storing regression equation data, as defined by the Profile Set, GSP Group Average EAC, Profile Regression Equation Set, Period Regression Equation and Regression Coefficient entities of the LDM. Data entered must be validated as described in process 2.5.2. of the Data Flow Model.	OF 459 & 461 Change Request 049	LDM EPD 2.5.2

Requirement number	Status	Description	Source of requirement	Resolution / Cross reference
2.7	M	<p>The system must be capable of storing Standard Settlement Configuration data, as defined by the following entities on the data model:</p> <ul style="list-style-type: none"> • Standard Settlement Configuration • Measurement Requirement • Time Pattern Regime • Clock Interval • Valid Measurement Requirement Profile Class • Valid Settlement Configuration Profile Class • Teleswitch Register Rule • Teleswitch Contact Rule <p>An interface must be available for loading this data, as described in requirement 5.5.14. Screens must also be available for entering and updating this data. Data entered must be validated as described in processes 2.2.1 to 2.2.5 and 2.2.8 to 2.2.9 of the Data Flow Model.</p>	<p>PTF</p> <p>Change Request 290v4, CR R1335</p>	<p>LDM</p> <p>EPD 2.2.7</p> <p>EPDs 2.2.1-5 2.2.8-2.2.9</p>
2.8	M	<p>The system must have an interface to a Teleswitch Agent, enabling it to capture a file of teleswitch contact intervals for each UTC (i.e. GMT) day, reflecting the actual teleswitch messages broadcast by the Central Teleswitch Control Unit for that day to teleswitched metering systems, as described in process 2.2.6 of the Data Flow Model.</p>	<p>PTF Change Request 365</p> <p>Change Request 290v4</p>	<p>EPD 2.2.6</p>
2.9	M	<p>The system must provide screens for browsing, entering, updating and deleting teleswitch contact intervals, as described in process 2.2.10 of the Data Flow Model.</p>	<p>PTF</p> <p>Change Request 290v4</p>	<p>EPD 2.2.10</p>
2.10	M	<p>For any DPP run, the system must use the most recently submitted teleswitch data. If there is a failure to submit the teleswitch data for a Settlement Day, prior to the first Settlement run for that day, defaults in accordance with Agreed Procedures must be substituted. The manual interface for entering teleswitch contact intervals must be used for this.</p>	<p>BRT</p> <p>Change Request 290v4</p>	<p>Logical Design</p>
2.11	H	<p>If teleswitch data for a Settlement Day does not exist prior to the first Settlement run for that day, defaults in accordance with Agreed Procedures must be substituted.</p> <p>The ISRA Operator must enter into the system the Settlement Date which is to be used as a substitute. The system will automatically pick up the appropriate data based on that default Settlement Date.</p> <p>Default processing is only required under exceptional conditions and this should be made clear to the operator through appropriate warnings and an exception report.</p>	<p>BRT, Change Request 232</p> <p>Change Request 290v4</p>	<p>Logical Design</p>
2.12	M	<p>The system must be capable of storing data relating to GSP Groups, as defined by entity GSP Group on the LDM. Screens must be available for entering and updating this data, as specified in process 2.1.1 of the Data Flow Model.</p>	<p>ISR UAG</p>	<p>EPD 2.1.1</p>

Requirement number	Status	Description	Source of requirement	Resolution / Cross reference
2.13	M	The system must be capable of storing calendar and daily parameter data, as defined by entities Settlement, Settlement Day, Daily Profile Parameters and Clock Time Change on the LDM.	PTF	LDM
2.14	M	The system must provide screens for entering and updating calendar details, as described in process 2.1.2 of the Data Flow Model. Additionally, a facility will be available for electronically loading Settlement Day data, i.e. Day Type and Season Id, from a file prepared by the Market Domain Data Agent.	PTF, CR R1335	EPD 2.1.2 EPD 2.6
2.15	M	The system must provide screens for entering daily temperature data and calculating noon-effective temperatures, as described in process 2.1.3 of the Data Flow Model.	PTF	EPD 2.1.3
2.16	M	The system must provide a mechanism for loading a file of sunset times for each GSP Group, as described in process 2.1.4 of the Data Flow Model.	PTF	EPD 2.1.4
2.17	M	The system must permit the profiles for a given day and GSP Group to be recalculated with corrected input data, prior to the final run of Initial Settlement. The calculation process is described in process 2.3 of the Data Flow Model.	PTF	EPD 2.3.1 to 2.3.4
2.18	M	The system must be capable of generating and storing Period Time Pattern State data for a given day, based upon the Clock Intervals and the teleswitch intervals. The process must be as described in process 2.3.1 of the Data Flow Model.	ISR UAG, PTF	EPD 2.3.1
2.19	M	The system must be capable of storing Standard Settlement Configurations which define switching times in either GMT and clock (local) time, in order to allow GMT and local time patterns to be profiled with the same accuracy.	Change Request 052	EPDs 2.2.2, 2.2.5, 2.2.7 & 2.3.1
2.20	M	The system must be capable of deriving teleswitch register intervals from the teleswitch contact intervals provided by the Teleswitch Agent, using a set of teleswitch register and contact rules supplied by Suppliers as part of Market Domain Data.	PTF Change Request 290v4	EPD 2.3.1
2.21	M	The system must be capable of using Scottish Regression Coefficients between BETTA Start Date and Scottish Regression Coefficients End Date, and of using the Scottish Day Type.	BETTA	

5.3.3 Reporting Requirements

These requirements support the following high level principle:

4. ISRA will generate reports for Suppliers and Distributor (including DUoS), TC TUoS, and the PFA, that detail the results of the calculations performed.

Requirement number	Status	Description	Source of requirement	Resolution / Cross reference
4.1		This Requirement is no longer used.		
4.2	M	ISRA must provide a report of deemed Supplier Consumptions to TC Transmission Use of System (TUoS). To facilitate the calculation of dispute charges, ISRA must additionally include in this report these deemed Supplier Consumptions split by corrected (i.e. subject to group correction) and non corrected (i.e. not subject to group correction) consumption. To facilitate the calculation of Transmission Network Use of System (TNUoS) charges, ISRA must additionally include in this report these deemed Supplier Consumptions split between half hourly and non-half hourly consumption for each Supplier Balancing Mechanism Unit (BM Unit). Further details are given in the description of elementary process 1.4.9.4 in the Data Flow Model.	OF BPM, OF Table 4.1 (process 20), OF Appendix A, CR R1255	EPD 1.4.9.4
4.3	M	ISRA must be able to produce one report per Supplier from each SSR run, detailing the results from the deemed take calculation and the data used to derive them. Specifically, the reports must give details of : <ul style="list-style-type: none"> • non-HH energy volume data (aggregated EACs and AAs) used in the calculation for the Settlement run • the non-HH energy volumes, by consumption class, after profiles and line losses have been applied • HH energy volume data (aggregated HH meter data) used in the calculation for the Settlement run • Calculations of deemed take, including GSP correction • time and date stamps of each of the relevant data files used in the SSR run. • Profile Production, Data Aggregation, and CDCA file set runs used to derive input data for the run, in terms of Settlement Dates, Run Numbers and types, Data Aggregator and type, CDCA Set number and other identification fields as appropriate • Details of GSP Group Consumption Totals both before and after GSP Group Correction. 	ISR UAG, OF Appendix A, Change Request 088 CR479	EPDs 1.2.1 to 1.2.5.
4.4	M	ISRA must produce Supplier and Data Collector reports detailing the results of the profiling calculations, as follows: <ul style="list-style-type: none"> • Standing Profile Data Report • Daily Profile Data Report 	PTF Change	EPD 2.4.1

Requirement number	Status	Description	Source of requirement	Resolution / Cross reference
		<ul style="list-style-type: none"> Standard Settlement Configuration Report Teleswitch Contact Interval Data Report <p>The details of each of these are given in the description of elementary process 2.4.1 in the Data Flow Model.</p>	Request 290v4	
4.5	M	All reports produced by ISRA must be made available in both man and machine readable formats. All reports must be made available in both printed and electronic form.	EPFAL, ISR UAG	Logical Design
4.6	D	ISRA should provide ad hoc reporting facilities for all data for Suppliers and other authorised recipients. These reports must be available in both man and machine readable format and in printed and electronic form.	BRT	Logical Design
4.7	M	<p>ISRA must be able to produce one report per Supplier for each SSR Run detailing Distribution Use of System (DUoS) for non-half hourly metering systems. Each Supplier only receives the report relating to him. The Distribution Business receives reports relating to all Suppliers using Line Loss Factor Classes in his domain. Specifically, the DUoS report must, for each Supplier, give details of:</p> <ul style="list-style-type: none"> GSP Group Settlement (Settlement Date and Settlement Code) Line Loss Factor Class (Distributor and Line Loss Factor Class Id). <p>Within each Line Loss Factor Class, the report must give all combinations of:</p> <ul style="list-style-type: none"> Profile Class Standard Settlement Configuration Time Pattern Regime. <p>Within each combination of Valid Settlement Configuration Profile Class and Time Pattern Regime, the report must give details of :</p> <ul style="list-style-type: none"> Supplier Purchase Matrix Total <ul style="list-style-type: none"> <i>Estimated Consumption {Estimated Annual Consumption or Unmetered Consumption}, and</i> <i>Actual Consumption {Annualised Advance}</i> Counts of the total number of MSIDs for each of these. <p>For each Settlement Period, the report must also give details of:</p> <ul style="list-style-type: none"> <i>Profiled Supplier Energy Volume Totals.</i> <p>In addition, the report must give - for each Settlement Period and Consumption Component Class - the GSP Group Correction Factor and GSP Group Correction</p>	Change Requests 011, 088 and 344	EPD 1.4.9.5

Requirement number	Status	Description	Source of requirement	Resolution / Cross reference
		Scaling Factor.		
4.8		This Requirement is no longer used.		
4.9		This Requirement is no longer used.		
4.10		This Requirement is no longer used.		
4.11	M	The content of reports will be arranged in a predictable and practical order. That is, for given data the output will always appear the same and will be arranged in a logical manner that makes it easy for a human to read.	CR R1177	Physical Design
4.12	M	ISRA must provide a report of BM Unit Supplier Take Energy Volume Data to SAA for each SSR run, giving details of allocated energy volumes for a Settlement Day by GSP Group, Supplier, BM Unit and Settlement Period.	CR R2641	EPD 1.4.13.2
4.13	M	ISRA must provide to those Suppliers who are implementing BM Units a Supplier BM Unit Report, containing details of the Supplier's valid BM Units, NHH BM Unit allocations, the HH consumption/generation data input into the system and the combined HH and NHH consumption/generation by BM Unit and Consumption Component Class calculated by the SSR run.	CR R2641	EPD 1.2.7

5.3.4 Interface Functionality Requirements

These requirements support the following high level principle:

5. ISRA will support interfaces with all relevant parties and systems to facilitate the timely and accurate provision or receipt of data.

Requirement number	Status	Description	Source of requirement	Resolution / Cross reference
5.1	M	<p>ISRA must support the automated and manual interfaces described in the Data Flow Model, as follows:</p> <ol style="list-style-type: none"> 1. Inputs from: <ul style="list-style-type: none"> • Data Aggregators (HH) • Data Aggregators (non-HH) • Distributor • Central Data Collection Agent • ISR Agent • Market Domain Data Agent • Profile Administrator • Teleswitch Agent 2. Outputs to: <ul style="list-style-type: none"> • Suppliers • Distributor • TUoS • Settlement Administration Agent • Non HH Data Collector(s) <p>Details of the data items passed across each interface are given in the I/O Descriptions (External Data Flow Descriptions) in the Data Flow Model.</p>	<p>OF BPM, OF Appendix A</p> <p>Change Requests 007, 156, 365, 290v4, R1318 and R1335</p> <p>CR R2585</p>	Data Flow Model - external interfaces
5.2	M	ISRA infrastructure must enable secure and timely external transfer of data - both inputs and outputs. It must keep track of all data which is sent to and received from outside ISRA. It must ensure that data sent, is sent as soon as possible after it is created.	Security and Control Framework	Physical design
5.3	M	<p>ISRA must validate any incoming data whenever possible and report any errors to the source of the data, as specified in the following processes of the Data Flow Model:</p> <ul style="list-style-type: none"> • 1.1.1 to 1.1.5, • 1.3.1 to 1.3.7, • 1.5 • 2.1.1 to 2.1.4, • 2.2.1 to 2.2.10, • 2.5.1, • 2.5.2 • 2.6. 	<p>Security and Control Framework</p> <p>Change Requests 290v4, R1318 and R1335</p>	EPDs 1.1.1-5, 1.3.1-7, 1.5. 2.1.1-4, 2.2.1-10, 2.5.1-2, 2.6.
5.4	M	ISRA's interfaces for input and output data must comply with 1998 specifications of units of measure, that is the interfaces must be consistent in their use of units of measure (such as MWh) as appropriate.	<p>1998 Design Authority</p> <p>Change Request 130</p>	Logical Design

Requirement number	Status	Description	Source of requirement	Resolution / Cross reference
5.5	M	ISRA must have a facility to input profiling parameters, e.g. time of sunset, calendar details, and temperature. The values input must be validated and processed by ISRA as described in Processes 2.1.2 to 2.1.4 of the Data Flow Model.	OF 461	EPDs 2.1.2 to 2.1.4
5.6	M	ISRA must have a facility to receive and load profile regression equations electronically provided by the Profile Administrator. These equations must vary by season and day type. The equations must be validated by ISRA against the list of data items given in Process 2.5.2 of the Data Flow Model.	OF 458 (b), Security and Control Framework	EPD 2.5.2
5.7	M	ISRA must be able to accept changes to existing profiles and new profiles electronically after 1 April 1998. These must be validated as described in Process 2.5.1 of the Data Flow Model.	OF 466, Security and Control Framework	EPD 2.5.1
5.8	M	ISRA must be able to accept Time/Teleswitching data electronically supplied for profile pre-processing that varies by day.	UAG Change Request 290v4	EPD 2.2.5, 2.2.6
5.9	M	ISRA must have a facility to receive and process Line Loss Factors electronically supplied by the Distributor. ISRA must validate these Line Loss Factors, as described in Process 1.1.2 of the Data Flow Model.	OF 476, Security and Control Framework	EPD 1.1.2
5.10	M	ISRA must validate Settlements data electronically received from the CDCA, as described in Process 1.1.1 of the Data Flow Model.	Security and Control Framework CR R2585	EPD 1.1.1
5.11	M	ISRA must validate aggregated half hourly meter data received electronically from Data Aggregators, as described in Process 1.1.3 of the Data Flow Model.	Security and Control Framework	EPD 1.1.3
5.12	M	ISRA must validate Supplier Purchase Matrix data (non-HH aggregated EACs and AAs) received electronically from Non-HH Data Aggregators, as described in Process 1.1.4 of the Data Flow Model.	Security and Control Framework	EPD 1.1.4
5.13	M	ISRA must provide daily totals of Profile Coefficients electronically to Data Collector for use in the EAC System as defined in process 2.4.2 of the Data Flow Model. Each Data Collector must receive data only for those GSP Groups in which they are active. In order to enable this, the system must provide a facility for specifying which Data Collectors are appointed in each GSP Group.	OF Appendix A	EPD 2.4.2 EPD 2.1.5
5.14	M	ISRA must have a facility to load a file of Standard Settlement Configurations and associated data prepared by the Market Domain Data Agent. The data must be validated and loaded as described in process 2.2.7 of the Data Flow Model.	ISR UAG Change Requests 156 and R1335	EPD 2.2.7
5.15	M	In addition to requirement 5.5.14, ISRA must have a facility to enable the Standard Settlement Configurations and associated data prepared by the Market Domain Data Agent, to be entered manually (see requirement 2.2.7)	PTF Change Request 156, 290v4	EPDs 2.2.1 to 2.2.5, 2.2.8, 2.2.9

Requirement number	Status	Description	Source of requirement	Resolution / Cross reference
5.16	M	In addition to requirement 5.13, ISRA must have the facility to allow the ISR Agent to produce daily totals of Profile Coefficients for a specified GSP Group and for each Settlement Day in a range of Settlement Days, in response to a request from a Data Collector.	Change Request 7 (Implementation Team) Change Request 316	EPD 2.4.2
5.17		This Requirement is no longer used		
5.18		This Requirement is no longer used		
5.19	M	ISRA must be able to receive and load Settlement Timetable data from a file prepared by the Market Domain Data Agent. The data must be validated as described in Process 1.5 of the Data Flow Model. No automatic deletions must be allowed as part of the load process.	CR R1318	EPD 1.5
5.20	M	ISRA must be able to receive and load Settlement Day and Line Loss Factor Class data from a file prepared by the Market Domain Data Agent. The data must be validated as described in Process 2.6 of the Data Flow Model. No automatic deletions must be allowed as part of the load process.	CR R1335	EPD 2.6
5.21	M	ISRA must be able to receive and load Stage 2 BM Unit registration data from a file prepared by the Market Domain Data Agent. The data must be validated as described in Process 2.6 of the Data Flow Model. No automatic deletions must be allowed as part of the load process.	CR R2641	EPD 1.6
5.22	M	ISRA must be able to receive and hold NHH BM Unit allocations from Suppliers.	CR R2641	EPD 1.3.8
5.23	M	ISRA must accept and use data from only one file per GSP Group per SSR Run from each Data Aggregator. This file may be in BM Unit format or non-BM Unit format.	CR R2641	EPD 1.1.3
5.24	M	All interfaces with NETA central service providers, CDCA and SAA, must generate acknowledgement receipts. This is an operational requirement rather than a software requirement.	CR R2585	EPD 1.1 to EPD 1.6
5.25	M	ISRA must store an audit record of any standing data changes resulting from files received electronically from HH Data Aggregators or from Non-HH Data Aggregators as described in Processes 1.1.3 and 1.1.4 of the Data Flow Model respectively.	CP1093	E.P.D 1.1.3, E.P.D 1.1.4

5.4 Non-Functional Requirements

The non-functional requirements for ISRA are in essence those concerned with Audit, Security and Control. Operational requirements and Design Constraints are covered in separate sections.

5.4.1 Audit Requirements

These requirements support the following principle:

6. *ISRA will be a fully auditable system and will be capable of storing and retrieving data to allow the review and, if necessary, the re-running of the calculations for any Settlement Day for at least two years after the Settlement Day.*

Audit requirements will impact ISRA in the following areas:

- audit and control of data used which is entered on-line through a manual interface;
- the final data aggregation, deemed take and purchase calculations;
- production of reports for Suppliers and auditors showing data used in production of purchase calculations;
- retention of inputs used in calculation of deemed take and Supplier Purchases;
- indication of which Existing Settlement run provided the pricing data for a Supplier Purchase calculation.

There are some requirements that support the principle that ISRA should be able to **re-create** the results of any of its calculation processes when repeated with the same input data. They are included here with the Audit requirements, as they support the same high-level principle.

Requirement number	Status	Description	Source of requirement	Resolution / Cross reference
6.1	M	ISRA must apply version controls to all data received. It must ensure that all data received has date and version stamps attached to it, identifying the SSR run and settlement day to which it relates (for data supplied in support of an SSR run).	Pool Auditor CR309	Logical Design
6.2	M	ISRA must store the following timestamps against incoming data : <ul style="list-style-type: none"> • File Creation Timestamp (to ensure files are loaded in correct order) • File Received Timestamp (date and time at which file was detected in input directory, for audit purposes) • File Processed Timestamp (date and time at which file was processed, for audit purposes) 	Pool Auditor CR309	Logical Design
6.3	M	ISRA must perform checks that the date and version stamps on data received are consistent with each other and with the data, and report any discrepancies to the party supplying the data.	Pool Auditor	Logical Design
6.4	M	ISRA must apply version controls to all data that it outputs. It must ensure that all data output has date and version stamps attached to it, identifying the SSR run and settlement day to which it relates (for data supplied in support of an SSR run), and the date and time at which it was output by ISRA.	Pool Auditor	Logical Design

Requirement number	Status	Description	Source of requirement	Resolution / Cross reference
6.5	M	ISRA must undertake validation and checking wherever practical and possible for reasonableness, range or actual value and must produce appropriate error, warning and inconsistency reports. (Refer also to the more specific validation requirements, listed in the interfaces section of the Requirements Catalogue and to requirement 6.13 and 6.14 below.)	Security and Control Framework	Detailed in interfaces requirements
6.6	M	ISRA must be designed to facilitate the common use of coding between the Existing Settlement and the ISRA System, in particular for Supplier Codes and Pool Member Codes.	EPFAL	Common codes (to be defined)
6.7	M	ISRA must supply sufficient information (including the CDCA Set Number) to SAA to enable them to reconcile ISRA output with the output from CDCA.	EPFAL, Security and Control Framework	Detailed in reporting requirements
6.8		This Requirement is no longer used.		
6.9	M	For all reports produced by ISRA, it must be clear what input data was used and to which trading day the report relates	Pool Auditor	Logical Design
6.10	M	The data defining particular SSR runs must be sufficient to allow the run to be linked to the relevant CDCA run that provided certain of the data used.	Pool Auditor, Security and Control Framework	LDM
6.11	M	The system must facilitate the re-performance of program calculations including provision of electronic data to the Pool Auditor.	Pool Auditor, Security and Control Framework	Logical Design
6.12	M	An audit trail must be provided for the SSR run process.	Security and Control Framework	Physical design
6.13	M	ISRA must archive the data for that trading day if that day is subject to the Archive Criteria.	Security and Control Framework	Function 'Archive ISRA Data'
6.14	M	ISRA must enable dispute final reconciliation runs to be performed up to 24 months after the final reconciliation, subject to appropriate authorisation and controls.	Security and Control Framework	(Logical Design)
6.15	M	The system must be capable of holding the standing data that is entered into ISRA through a manual on-line interface for as long as it is valid and for as long as required to support Reconciliation runs up to 24 months.	Pool Auditor	(Logical Design)
6.16	M	ISRA must check that the values of all numeric fields input to the system lie within pre-defined valid ranges. If they do not, the system must either refuse to accept the data, or issue a warning message, as defined during Logical Design. This check must also be applied to key calculated values, as defined during Logical Design. It must be possible to specify the valid range for each attribute at the time the system is installed.	Pool Auditor, ISR Expert Group	Logical Design

Requirement number	Status	Description	Source of requirement	Resolution / Cross reference
6.17	H	ISRA must provide an on-line screen allowing the ISRA Operations Supervisor to change the valid range for each numeric field (see requirement 6.17). An Effective Date must be supplied for each change, in order to allow the valid ranges to change over time.	ISR Expert Group	Logical Design
6.18		This Requirement is no longer used.		
6.19	M	ISRA must facilitate read access to: <ul style="list-style-type: none"> all source code and program structures all data held in the system. 	Pool Auditor	Logical Design
6.20	H	ISRA should provide ad hoc reporting facilities for all data for audit purposes. These reports must be available in both man and machine readable format and in printed and electronic form.	Pool Auditor	Logical Design
6.21	M	Standing data produced during Daily Profile Production to be used for a Settlement Day must be finalised prior to the final run of Initial Settlement and under normal circumstances must not be updated thereafter. Thus the Daily Profile Production run cannot be rerun after final Initial Settlement.	BRT, Change Request 094	Logical Design
6.22	M	Standing data errors that are identified after the Initial Settlement run must only be corrected through a rigorous change control procedure in accordance with Agreed Procedures. ISRA must provide facilities to enable such data to be changed only with suitable authorisation. It is recognised that changes to some data items after the Initial Settlement run may invalidate the Period Profile Class Coefficients and Daily Profile Coefficients that have been calculated.	BRT & Pool Auditor Change Request 310	Logical Design
6.23	M	Standing data changes made through the change control procedure mentioned in 6.6.22 must result in the automatic production of an audit report. The audit report should indicate where a change to a standing data item <u>may</u> invalidate one or more sets of Period Profile Class Coefficients or Daily Profile Coefficients.	BRT & Pool Auditor Change Request 310	Logical Design

5.4.2 Security and Control Requirements

The requirements in this group support the following principle :

7. ISRA will comply with Pool's 1998 Programme security and control framework and the Pool's 1998 Programme's standard codes and naming conventions.

Requirement number	Status	Description	Source of requirement /	Resolution Cross reference
7.1	M	The technological infrastructure used for ISRA must provide secure and timely data and information transfers between constituent modules of ISRA, as well as between ISRA and the external modules.	Security and Control Framework	Physical design
7.2	M	Controls must be provided to ensure that <ul style="list-style-type: none"> data is transferred completely between separate ISRA modules; data systems that receive data from ISRA can check that the data has been completely and accurately received; and different versions of transferred data can be accurately identified and tracked. 	Pool Auditor, Security and Control Framework	Physical design
7.3	H	ISRA should be compliant with BS7799 (Code of Practice for Information Security Management).	Security and Control Framework	Physical design
7.4	M	Appropriate facilities must be provided to allow the archival (and retrieval) of all input data files received by ISRA from feeder systems. This data must be retained for a minimum of twenty-eight months.	Security and Control Framework	Function 'Archive ISRA Data' and Physical design
7.5	M	Appropriate facilities must be provided to allow the archival (and retrieval) of all data entered directly into the system by the ISR Agent. This data must be retained for a minimum of twenty-eight months.	Security and Control Framework	Function 'Archive ISRA Data' and Physical design
7.6	D	Appropriate facilities should be provided to allow the archival (and retrieval) of all output files generated during the operation of the system. This data should be retained for a minimum of twenty-eight months.	Security and Control Framework	Function 'Archive ISRA Data' and Physical design
7.7	M	ISRA must provide facilities to control access and operation rights of users and groups of users, e.g. to modify any data received into the system (Exact access rules and controls to be defined, in conjunction with the owners of the data).	Pool Auditor, Security and Control Framework	Logical and Physical Design

Requirement number	Status	Description	Source of requirement /	Resolution Cross reference
7.8	M	Where changes are made to standing data, the system must maintain audit trails so that the change can be tracked, and must provide reporting for all on-line input. Tracking details must include: - the identity of the user who made the change; - the nature of the change; and - the date and time of the change. Access control for such facilities must be commensurate with the risk. Management controls and procedures (such as Service Level Agreements) must be in place to ensure changes are made in a timely fashion.	Pool Auditor, Security and Control Framework	Logical and Physical Design
7.9	D	ISRA should monitor for possible attempts to breach security, and should be able to report on them. (Exact monitoring rules to be agreed and defined.)	Pool Auditor, Security and Control Framework	Logical and Physical Design
7.10	M	ISRA must provide audit facilities to track any changes to data between Initial Settlement and any of the subsequent reconciliation runs for any trading day. These trails should only be output when specifically requested by a suitably authorised operator.	Audit team, Security and Control Framework	Logical Design
7.11	M	ISRA must be able to supply data from archive for any trading day up to twenty-eight months later, in printed and electronic form, both to support the disputes procedure and for Audit purposes.	OF 488 Pool Auditor	Logical Design
7.12	D	ISRA should retain all input data and software used for a trading day until twenty-eight months after the trading day, in a form in which it can readily be reused to repeat an SSR run for the trading day, both to support the disputes procedure and for Audit purposes.	OF 488 Pool Auditor	Logical Design
7.13	M	ISRA must retain all input data and software used for a trading day until two years after the trading day, such that it is easily accessible and in a form in which it can be reused to repeat an SSR run for the trading day.	Pool Auditor	Logical Design
7.14	D	ISRA should retain, on-line, all input and output data for a trading day until two years after the trading day.	Pool Auditor	Logical Design
7.15	M	ISRA must provide access controls on data input, with controllable access levels allowing greatest security to be maintained for only the most critical data.	Pool Auditor	Logical Design
7.16	M	ISRA must provide access controls on reporting, with controllable access levels allowing greatest security to be maintained for only the most sensitive reports.	Pool Auditor	Logical Design
7.17	M	ISRA must support the 1998 programme in ensuring the consistency of shared standing data across all 1998 systems.	Pool Auditor	Logical Design
7.18		This Requirement is no longer used.		
7.19		This Requirement is no longer used.		
7.20		This Requirement is no longer used.		

Requirement number	Status	Description	Source of requirement /	Resolution Cross reference
7.21		This Requirement is no longer used.		
7.22		This Requirement is no longer used.		
7.23		This Requirement is no longer used.		
7.24		This Requirement is no longer used.		
7.25	M	All reports produced by ISRA must be made available in both man and machine readable formats. All reports must be made available in both printed and electronic form.	EPFAL, ISR UAG	Logical Design
7.26		This Requirement is no longer used.		
7.27	M	Performance Measurement for Non Half hourly Data Aggregators must include reports of the number of times aggregators fail to send SPM files and Performance Measurement for Half hourly Data Aggregators must include reports of the number of times aggregators fail to send HH metering files.	Change Request 231	Logical Design

DRAFT

5.5 Operational Requirements

5.5.1 Operational Requirements

These requirements support the following principle :

8. *The design and implementation of ISRA shall not prevent the system, given an appropriate hardware environment, being operated to meet the prescribed settlement and reconciliation schedule.*

Requirement number	Status	Description	Source of requirement	Resolution / Cross reference
8.1	M	It must be possible to run ISRA Final Reconciliation for any Settlement Day, up to 24 months after the Settlement Day.	OF 488 ISR UAG	Logical and Physical Design
8.2	M	It must be possible to rerun ISRA for any settlement day, up to 24 months after the Settlement Day.	OF 488 ISR UAG	Logical and Physical Design
8.3	D	Beyond Final Reconciliation, it should be possible to do runs of ISRA, in support of the disputes procedure or for audit purposes up to 7 years after the Settlement Day.	OF 488 ISR UAG	Logical and Physical Design
8.4	M	ISRA must not permit reconciliation runs after Final Reconciliation for any reason other than: <ul style="list-style-type: none"> • audit • in support of disputes procedures. 	OF 488 ISR UAG	Logical and Physical Design
8.5	M	The set of calculations in ISRA to apply profile shapes and line losses, calculate the deemed take for each BM Unit must be performed in discrete units, called runs. Each run of SSR must process the data for the selected GSP Groups for a single whole settlement day. A settlement day is measured in local clock time.	OF 459, 479, 482, 483 Change Request 058	LDM and EPDs 1.4.1 to 1.4.13
8.6	M	ISRA must be able to process specified volumes of business events (indicated in the annexe) e.g. receipt of data from Data Aggregators, when run in the proposed hardware and software environment.	OF 204, 205	Physical design
8.7	M	ISRA must be able to process specified volumes of settlement (indicated in the annexe) e.g. number of Suppliers, number of timeswitch instructions, when run in the proposed hardware and software environment.	OF 205	Physical design
8.8	M	ISRA must be able to process specified volumes of standing data, detailed and explained in the annexe, e.g. profiles, when run in the proposed hardware and software environment. ISRA must be able to achieve this without breaching any software limits, array limits, or performance requirements.	URS Team	Physical design
8.9	M	The ISRA system and its proposed hardware and software environment must not have any constraints on the variability of the volumes of data and events that it must handle for an SSR run or in a day. For example the number of Suppliers, or the number of time patterns, could vary greatly between SSR runs executed on the same day.	URS Team	Physical design

Requirement number	Status	Description	Source of requirement	Resolution / Cross reference
8.10	M	The ISRA system and its proposed hardware and software environment must be scalable, i.e. must not prevent volumes of data in excess of those specified in the annexe being processed, and must not cause the cost to escalate out of proportion to the increase in the volumes of data and of processing.	URS Team	Physical design
8.11	M	ISRA must be able to meet the published Settlement Timetable. A schedule of runs must be defined by Pool members, but is expected to be set at 1 Settlement and 4 Reconciliation runs for each Settlement Day.	OF 493, Change Request 94	Physical design
8.12	M	ISRA must, in a working day, be able to complete 3 days of Settlement Runs to allow for weekends.	ISR Expert Group	Physical Design
8.13	H	To allow for one day bank holidays ISRA should be capable of performing 24 runs (3 days) during a working day.	ISR Expert Group	Physical design
8.14	D	To allow for the major bank holidays, ISRA should be capable of performing 30 runs (4 days) during a working day.	ISR Expert Group	Physical design
8.15	M	Each run of SSR must use the most recent data available at the time from the Half Hourly and Non-HH Data Aggregators.	OF 485	EPDs 1.1.3, 1.1.4
8.16	M	ISRA must always be able to complete the Final Initial Settlement run, and deliver the required data to SAA to allow Settlement within agreed timescales. In doing this ISRA must operate within the constraint of the published Settlements Timetable.	OF 432	Physical design, Settlement Timetable to be defined
8.17	M	ISRA must make available the validated daily profile totals to the Non-HH Data Collectors for each GSP Group, for each Settlement Day, for all settlement classes in use on the Settlement Day, in accordance with the published Settlement Timetable.	ISR UAG	Physical design
8.18	M	For each Settlements Class on each Settlement Day, the ISRA daily profile totals must be the exact sum of the half hourly Profile Coefficients.	OF Appendix A, ISR UAG	EPD 2.4.2
8.19	M	The half hourly profile weights used by ISRA to profile the aggregated EAC and AA data must be reported to Suppliers on a daily basis.	OF 408, ISR UAG	EPD 2.4.1
8.20	M	ISRA must ensure that profile weights for a Settlement Day are not amended after Final Initial Settlement.	ISR UAG	EPD 2.3.1
8.21	M	If one or more Data Aggregators (or other Suppliers of data required for an SSR run) fail to supply valid, timely, and complete data, ISRA must default the data as described in process 1.4.1 and issue a report as outlined in that process.	BRT	EPD 1.4.1
8.22	M	The language to be used for all user interfaces in ISRA must be English.	URS Team	Later stages of ISRA development

Requirement number	Status	Description	Source of requirement	Resolution / Cross reference
8.23	M	The ISRA system must meet defined service levels such that the system can satisfy the operational, scalability and capacity requirements stated in this section. The system must be able to run on every business day, it must be capable of running for every calendar day, for each type of Settlement.	URS Team	Logical and Physical Design
8.24	M	The ISRA system must provide facilities e.g. (backup, restore and restarting of jobs) to allow recovery following hardware failure or other unexpected errors.	Security & Control Framework	Logical and Physical Design

The full definition and the physical attributes of the interfaces with external component systems will be available at the end of the Logical Design stage.

DRAFT

5.6 Design Constraints

5.6.1 Design Constraints - Interfaces and Effect on Related Systems

These requirements support the following principle :

9. *The design and implementation of the ISRA will not adversely constrain the operation and performance of Central Data Collection Systems or the production of TUoS charges.*

Requirement number	Status	Description	Source of requirement	Resolution / Cross reference
9.1	M	ISRA, its software, its proposed hardware, and its interfaces, must be compatible with the Systems architecture.	OF Section 6	Logical and Physical Design, Systems architecture when defined
9.2	M	There must be no loss of data or detrimental effect on any other systems when ISRA is unavailable.	URS Team	Physical design
9.3	M	ISRA software, its proposed hardware, and its interfaces, must not compromise the integrity of the Trading Arrangements- their business processes, software, data, and their operating environment.	OF 304d	Existing systems and processes, and later stages of development of ISRA

5.7 Annex To Requirements Catalogue

5.7.1 Capacity requirements

Requirements Catalogue entries 8.8.6 to 8.8.8 state that ISRA must be able to process the volumes of business events, settlement data and standing data that will be imposed by the 1998 trading arrangements. This annex sets out those capacity requirements in more detail.

The ISRA system capacity requirements are described in three ways:

- Estimates of total data storage capacity for 2 years within a GSP Group, showing total number of occurrence of each entity which must be held for 2 years
- Estimates of input flows
- Estimates of output flows.

5.7.1.1 Total Capacity Requirements

The data storage capacity requirements of the ISRA are shown in the following table. Four figures are given for the number of occurrences of each entity that will need to be held in the ISRA system:

- expected initial volumes
- a mandatory capacity, twice the initial expected volumes
- a desirable capacity, based on 10x expected initial volumes
- a desirable capacity, based on the maximum volume of data envisaged

For some of the larger values, the abbreviation “m” is used to denote millions.

Footnote references are explained at the end of the table.

Appendix F gives the underlying estimates from which these figures have been derived.

Non-functional considerations, such as maintaining version histories for data and maintaining audit trails will also impose additional capacity requirements. No allowance has been made for these in the figures give in this table.

Entity (grouped by data source)	Initial Volumes	Mandatory (Initial x2)	Desirable (Initial x10)	Desirable (based on max vols)	Foot note
1. Data Received From the SSA					
GSP Group Take	70,176	140,352	701,760	350,880	
SSA Settlement Runs	1,462	2,924	14,620	7,310	
2. Other Daily Input Data					
Daily Profile Parameters	731	1,462	7,310	731	
Supplier Data Aggregation	254,388	508,776	2,543,880	29,240,000	**
Supplier Purchase Matrix	136 m	272 m	1,362 m	175,440 m	**
Teleswitch Contact Interval	3,840	7,680	38,400	131,072	
Aggregated Supplier DA Period Consumption	80 m	160 m	800 m	7,017 m	**
3. Data received From Distributors					
Line Loss Factor Class	15	30	150	150	
Settlement Period Line Loss Factor Class	70,176	140,352	701,760	1,754,400	
4. Data Received from the Profile Administrator					
Day Types (Regression equations)	7	14	70	20	
Period Regression Equation	15,120	30,240	151,200	3,840,000	

Entity (grouped by data source)	Initial Volumes	Mandatory (Initial x2)	Desirable (Initial x10)	Desirable (based on max vols)	Foot note
Profile Regression Equation Set	315	630	3,150	80,000	
Seasons (Regression Equations)	5	10	50	10	
5. Data received from the Market Domain Data Agent ('Pool Market Domain Data')					
BM Unit for Supplier in GSP Group	450	900	4500	4000	
Clock Intervals	2,140	4,280	21,400	8,000	
Consumption Component Class	19	38	190	50	
Day Types (Clock Intervals)	7	14	70	20	
Measurement Quantity	4	8	40	10	
Measurement Requirement	1,070	2,140	10,700	4,000	
Profile	9	18	90	20	
Profile Classes	8	16	80	20	
Seasons (Clock Intervals)	5	10	50	100	
Settlement	4,386	8,772	17,544	7,310	
Settlement Class	4,284	8,568	42,840	800,000	
Standard Settlement Configuration	482	964	4,820	2,500	
Teleswitch Contact Rule	1140	2280	11,400	163,840	
Teleswitch Register Rule	640	1,280	6,400	40,960	
Teleswitch Group	320	640	3,200	4096	
Teleswitch Time Pattern Regime	640	1,280	6,400	8,192	
Time Pattern Regime	1,070	2,140	10,700	4,000	
Valid Measurement Requirement	2,142	4,284	21,420	16,000	
Profile Class					
Valid Standard Settlement Configuration Profile Class	820	1,640	8,200	4,000	
6. Calculated Data					
Basic Period Profile Coefficients	315,792	631,584	3,157,920	14,035,200	*
Combined Period Profile Coefficients	12.5 m	25 m	125 m	70 m	*
Daily Profile Coefficients	1,565,802	3,131,604	15,658,020	11,696,000	*
GSP Group Correction Factor	210,528	421,056	2,105,280	350,880	*
Period Profile Class Coefficients	75 m	150 m	750 m	561 m	*
Period Supplier Purchase	1,017,552	2,035,104	10,175,520	7,017,600	*
Period Time Pattern State	37.5 m	75 m	375 m	140 m	*
Teleswitch Interval	960	1,920	9,600	32,768	*
Aggregated BM Unit Period Consumption	37 m	74 m	370 m	1,754 m	*
Aggregated Supplier Period Consumption	37 m	74 m	370 m	1,754 m	*
7. ISRA Standing Data					
Data Aggregator Registration	58	116	580	4,000	
Data Aggregators (HH)	29	58	290	2,000	
Data Aggregators (Non HH)	15	30	150	2,000	
Data Collectors (Non HH)	100	200	1,000	2,000	
Distributor	4	8	40	40	
GSP Group	1	12	12	12	
GSP Group Corr Scaling Factor	29	57	285	75	
GSP Group Distributor	6	12	60	60	
NHH BM Unit Allocation	139	278	1390	7246	
SSR Run Type	6	12	60	10	
Supplier	29	58	290	200	
Supplier In GSP Group	29	58	290	400	
Clock Time Change	4	8	40	4	

Entity (grouped by data source)	Initial Volumes	Mandatory (Initial x2)	Desirable (Initial x10)	Desirable (based on max vols)	Foot note
8. Data generated for runs					
Profile Production Run	1,462	2,924	14,620	7,310	
Settlement	4,386	8,772	43,860	7,310	
Settlement Day	731	1,462	7,310	731	
Settlement Period	35,088	70,176	350,880	35,088	
SSR Run	4,386	8,772	43,860	7,310	

Footnotes

- * Derived data for individual runs, which need not be kept 'on-line' once the SSR or DPP run to which it relates has been completed, provided that it is easily recreatable and available for reporting and audit purposes.
- ** Input data, to which the same conditions apply, and which must also be available for use as 'default' when no data has been received from a feeder system for a specific run.

5.7.1.2 Estimates of Input Flows

The ISRA system capacity requirements in terms of the flows of data into the system is shown in the following table. It is derived from figures given in Appendix F. Some of the columns require some explanation:

- the second column contains 'e' if flow is electronic and 'm' if flow is manual ('e/m' if it can be both)
- the third column gives the number of feeder systems which may supply data
- initial capacity (Column 4) is used to determine the mandatory requirement: the system must be able to cope with **twice** this amount
- maximum capacity (Column 5) is used to determine the desirable capacity requirement: the system should be able to cope with this amount, or 10 time the initial capacity, whichever is the greater
- column 6 shows the timeframe to which the estimates relate, e.g. per run, per year
- The final column contains 'E' for estimated values and 'A' for actual values.

Flows In	E/ M	No. of source systems	Initial Cap-acity	Maximum Capacity	Per	Sourc e	Reason / notes	A/ E
1. Daily Profile Production								
Actual Noon Temperature	m	1	1	1	Profile Production run	URS team	per GSP Group	E
Calendar details	m	1	2	2	annum	URS team	per GSP Group	E
GSP Group details	m	1	1	5	annum	URS team	1-5 per GSP Group	E
Profile Class Details	m	1	1	5	annum	URS team	per GSP Group	E
Profiling Run Request	m	1	1	1	Profile Production run	URS team	per GSP Group	E
Regression Equations	e	1	1	5	annum	URS team	assume all regression equations reissued once per annum, initially(17,520 entries per occurrence)	E

Flows In	E/ M	No. of source systems	Initial Cap- acity	Maximum Capacity	Per	Sourc e	Reason / notes	A/ E
							Max = assume all reissued 5 times per annum (each occurrence 192,000 entries)	
Standing Configuration Data (TPR, MR, SSC changes)	e	1	2	100	annum	URS team	per GSP Group	E
Teleswitch Contact Interval	e	1	3,840	131,072	UTC Day	URS team		E
Time of sunset	e	1	365	366	annum	URS team		E
2. Supplier Settlement and Reconciliation								
Settlement data	e	1	48	50	SSR Run	URS team		E
Line Loss Class Factors	e	1	40,320	58 m	annum	URS team	assume all reissued once per year, so max may be = LLF Classes(2-50)* Settltmt Periods in day(48)* day types(7-20)* seasons (5-100) per GSP Group	E
SPM Data	e	Init:12 Max: 400	6,426	1.2 m	Non HH DA Run	URS team	See entity sheet	E
LL Adjusted Aggregated Meter Data (HH)	e	Init:29 Max: 2000	15,312	1.2 m	HH DA Run	URS team	1 per Supplier, per CCC, per BM Unit, per HH Data Aggregator, per HH, for HH CCCs only. Initially: 29 Suppliers 11 CCCs 1 HH DA Maximum: 200 Suppliers 25 CCCs HH DAs (48 periods per entry)	E
Standing Data Changes	m	1	10	100	annum	URS team	assume 10% standing data changes per annum	E
Report Parameters	m	1	1	1	SSR Report Run	URS team	per GSP Group	E
Request for SSR Run	m	1	1	1	SSR Run	URS team	per GSP Group	E

5.7.1.3 Estimates of Output Flows

The ISRA system capacity requirements in terms of the flows of data out of the system is shown in the following table. It is derived from figures given in Appendix F. Three of the columns require a little explanation:

- initial capacity (Column 4) is the basis for the mandatory requirement: the system must be able to cope with **twice** this amount
- maximum capacity (Column 5) is the basis for the desirable capacity requirement: the system should be able to cope with this amount, or 10 times the initial capacity, whichever is the greater
- column 6 shows the timeframe to which the estimates relate, e.g. per SSR run.
- column 8 indicates whether the capacity requirements are actual (A) or estimated (E).

Note: All of the capacity figures in the table are per GSP Group.

Flows Out	Recipients	Number of Recipients	Initial Capacity	Maximum Capacity	Per	Source	A/E
Daily Profile Totals	NHHDC	Init =12 Max=400	1	1	Profile Production Run	URS Team	E
Profiling Reports	Suppliers + NHHDCs	Init:29 +12 Max: 200 +400	1	1	Profile Production Run	URS Team	E
TUoS Report	TC TUoS	1	1	1	SSR Run	URS Team	A
SSR Reports	Suppliers	Init: 29 Max: 400	7	17	SSR Reports Run	URS Team	E
Pool Reports	Pool	1	3	15	Quarter	URS Team	E
Pool Reports	Pool	1	1	1	Adhoc	URS Team	E
Error reports	DA Supplier Distributor	29 29 1	10	50	DPP or SSR Run	URS Team	E
DUoS Report	Distributor Suppliers	5 29	34	34	SSR Run	URS Team	E

5.7.1.4 BM Unit Capacity Requirements

The ISRA system capacity requirements in terms of BM Units are such that the software should be able to support 4000 Supplier BM Units. The number of these that are Additional BM Units as opposed to Base BM Units depends upon the number of Stage 2 Suppliers. The ISRA system allows for a maximum of 200 Suppliers, requiring $200 \times 12 = 2400$ Base BM Units. The minimum number of Stage 2 BM Units available for use in the Balancing Mechanism is therefore $4000 - 2400 = 1600$. If the number of Suppliers was only 100, the number of additional BM Units available for use would increase to $4000 - 1200 = 2800$.

6 DATA FLOW MODEL

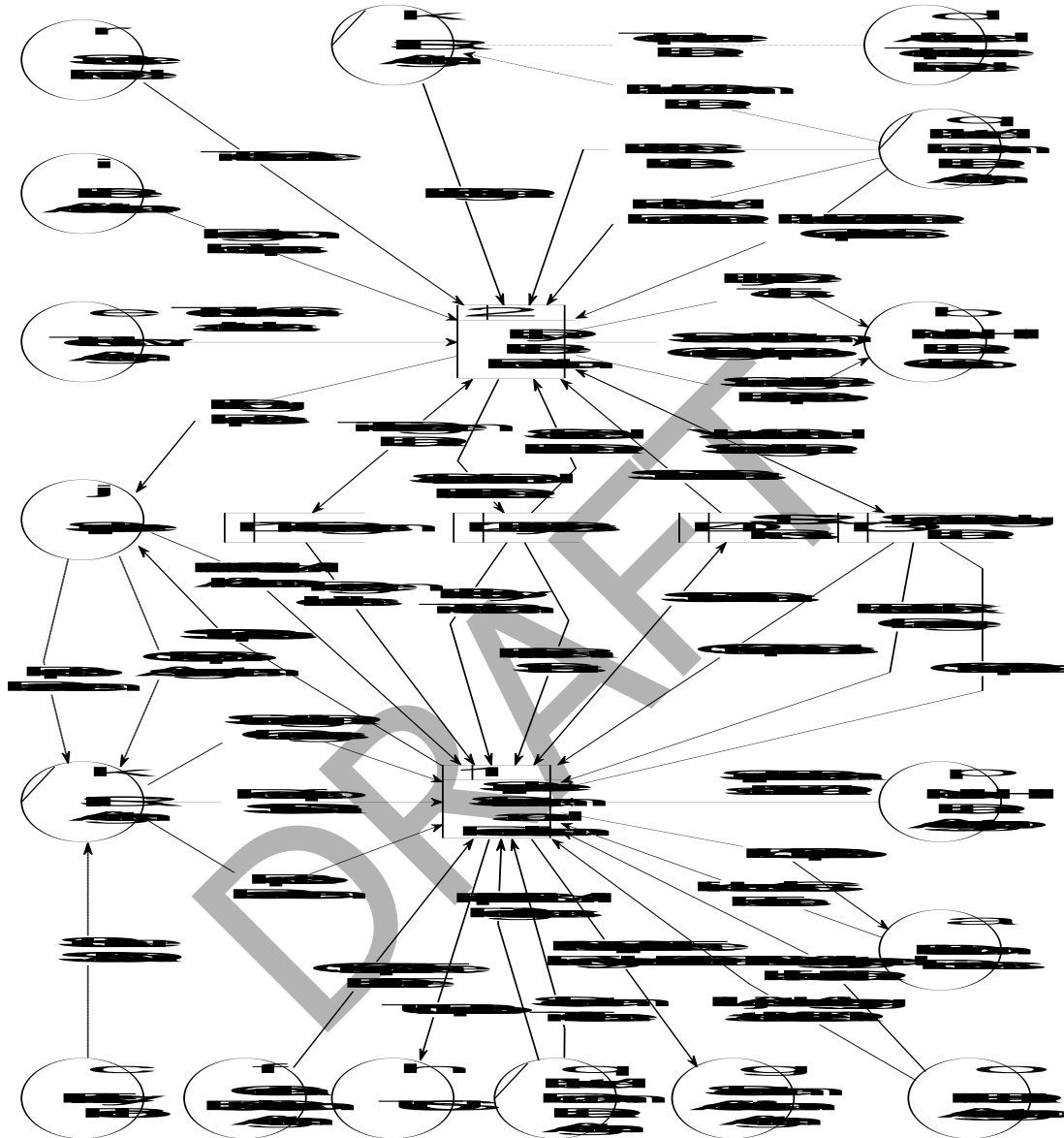
6.1 Purpose and Scope

1. The ISR Data Flow Model describes the processes which comprise the Initial Settlement and Reconciliation Agency (ISRA) system. It also details the flows of data between these processes, and those to and from organisations or processes which are outside the scope of ISRA (External Entities).
2. The model provides a view of the functionality required of the ISRA system for each GSP Group. It is a logical not a physical model and shows, for example, what data is required from an external entity not how it is obtained.
3. The model consists of:
 - a series of Data Flow Diagrams - a top level diagram which is decomposed into a number of lower level, more-detailed diagrams;
 - a cross reference between the top level Data Flow Model and the Business Process Model in the Operational Framework (reference 1);
 - descriptions of the Elementary Processes (EPDs), that is the processes which appear on the lowest level diagrams;
 - descriptions of the dataflows to and from the external entities;
 - descriptions of the datastores, including cross references to the relevant entities in the Logical Data Structure;
 - descriptions of the external entities.
4. Descriptions of the data items populating the data flows is given in Appendix B.
5. A key to the Data Flow Diagram notation used is given in Appendix D.

Definitions of terms and the mathematical notation used in the process descriptions can be found in the Glossary (reference 10).

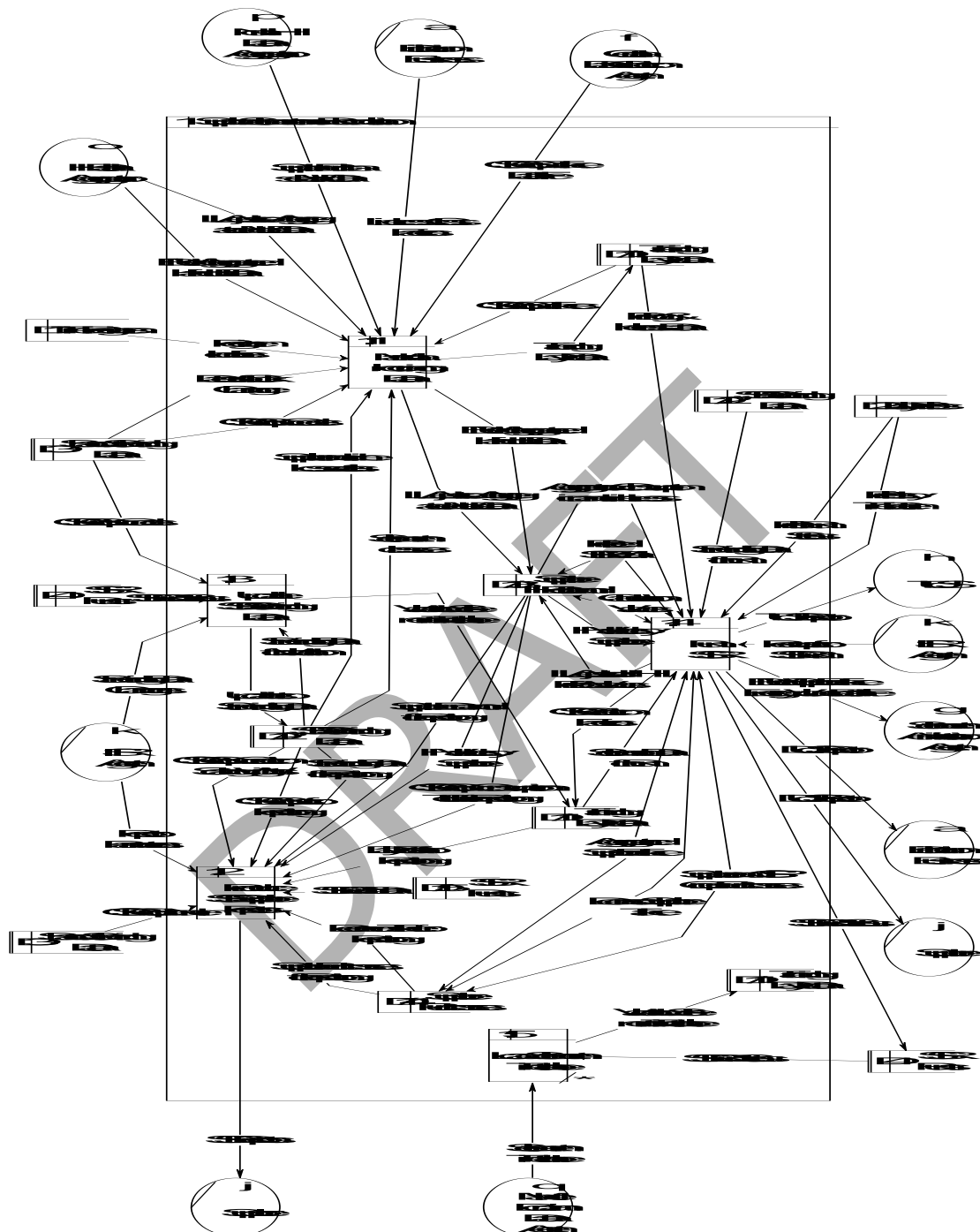
6.2 Data Flow Diagrams and Elementary Process Descriptions

6.2.1 Initial Settlement and Reconciliation Agency



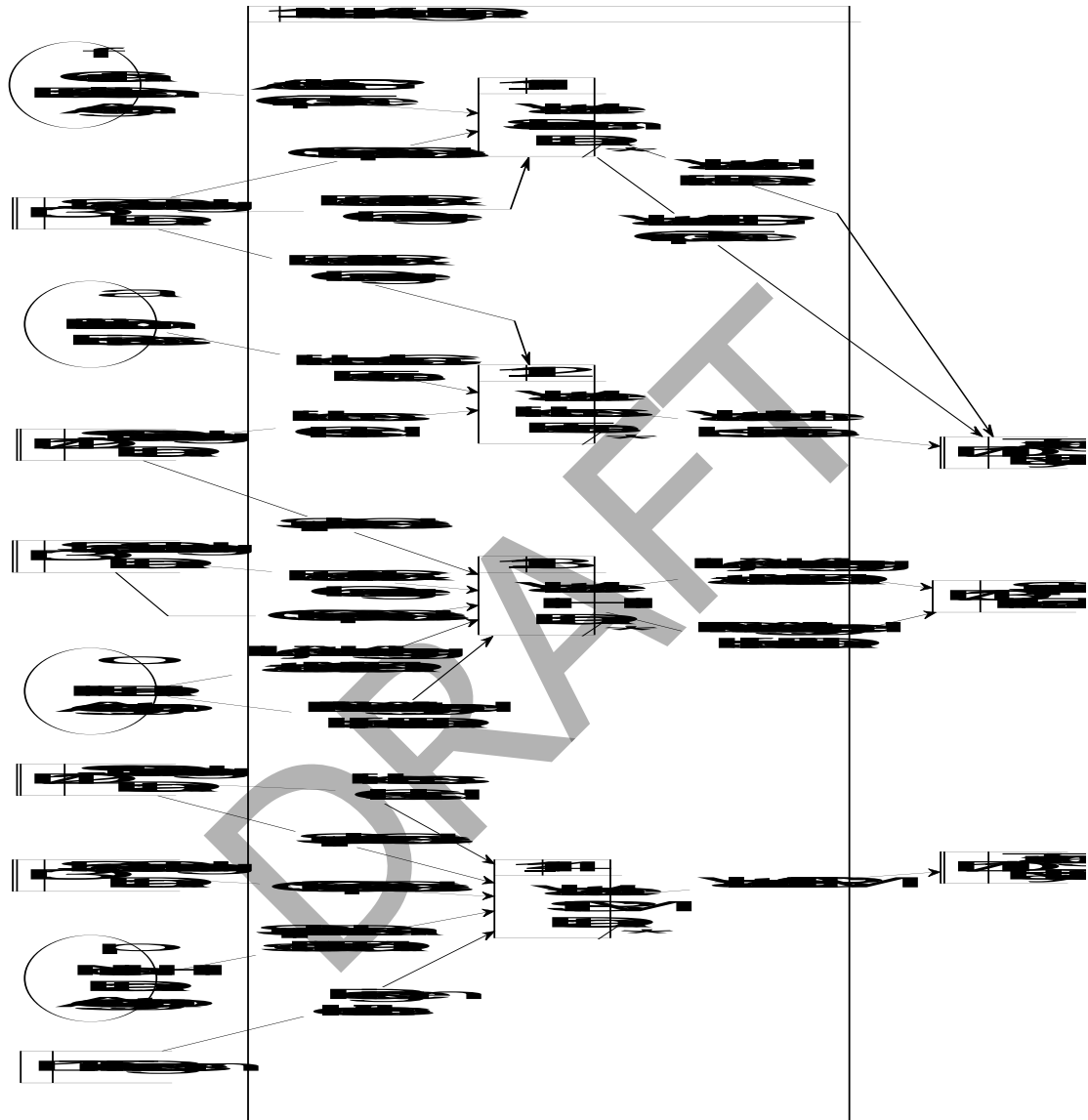
6.2.2

Process 1 - Supplier Settlement and Reconciliation



6.2.3 Process 1.1 - Marshal Incoming Data

This set of processes runs intermittently, on the receipt of incoming data, to validate and load the data ready for use in the main SSR calculations (process 1.4). As stated in the system assumptions section, SSR expects the data to be provided in accordance with the published settlement timetable.



6.2.3.1 Process 1.1.1 - Validate Settlements Data

This process performs data marshalling of data from the CDCA system. The data is GSP group data and CDCA Set Number.

The incoming data will be validated to ensure:

- Physical integrity
- Any data for Settlement Dates and times which are already within the system must be a later version than that in the system
- The data has the correct number of Settlement Periods
- The data is for the correct GSP Group(s)
- That the file, if it is for a Scottish GSP Group, will not be loaded if the Settlement date is before the BETTA start date¹.

Any invalid data or rounding discrepancies will be reported to the CDCA and the ISR Agent. If any of the discrepancies are greater than the tolerances the files will be rejected for processing.

If the data is valid, then the GSP Group Take and CDCA Set Number will be written to the Trading Day Data datastore.

6.2.3.2 Process 1.1.2 - Validate Line Loss Factors

This process performs data marshalling of Line Loss Factors from the Distributor. It is expected that this data will be sent annually.

The incoming data will be validated to ensure:

- Physical integrity
- The files are received in the correct sequence
- Any data for Settlement dates and times which are already within the system must be a later version than that in the system
- The data has the correct number of Settlement Periods
- The data is for the correct distributor(s)
- The data is for the correct line loss factor classes

Any invalid data or out of sequence files will be reported to the Distributor and the ISR Agent.

If the data is valid, the data will be written to the Trading Day Data datastore.

6.2.3.3 Process 1.1.3 - Validate HH Data

This process performs data marshalling of aggregated half hourly meter data from the Half Hourly Data Aggregator. The file that is sent by the Half Hourly Data Aggregator will depend on whether Additional BM Units have been implemented. If they have, the HHDA will send a BM Unit Aggregated Half Hour Data File (D0298) to ISRA, whereas if they have not, the HHDA will send an Aggregated Half Hour Data File (D0040). The HHDA, however, will not send both for a given Settlement and GSP Group. The received data must be aggregated to GSP Group, Supplier, Consumption Component Class, BM Unit and Settlement Period.

The incoming data will be validated to ensure:

- Physical integrity
- Any data for Settlement dates and times which are already within the system must be a later version than that in the system
- The data has the correct number of Settlement Periods

¹ This is the start date of the British Electricity Trading and Transmission Arrangements, where the England and Wales Trading Arrangements are extended to Scotland.

- The data is for the correct GSP Group(s)
- The file is from an expected Data Aggregator, i.e. a Data Aggregator who has an appointment to the GSP Group on the Settlement Date for which the data relates. If not, an exception entry will be written.
- The file only contains data for the expected set of Suppliers, i.e. only Suppliers who have an association with the Data Aggregator on the Settlement Date / GSP Group combination of the file. If not then an exception entry will be written.
- The file contains data for the full set of expected Suppliers, i.e. all Suppliers who have an association with the Data Aggregator on the Settlement Date / GSP Group combination of the file. If not then an exception entry will be written.
- That the combination of Supplier and GSP Group has a valid Base BM Unit. If not then the file will be loaded into the flat files and a warning produced.
- That the additional BM Units referenced in the D0298 flow are valid. If not then the file will be loaded into the flat files and a warning produced.
- That the file, if it is for a Scottish GSP Group, will not be loaded if the Settlement date is before the BETTA start date.
- Any Standing Data changes resulting from the file load will be stored as an audit record.

Any invalid data will be reported to the HH Data Aggregator, Elexon and the ISR Agent.

If the data is valid, the data will be written to the Supplier HH Demand datastore, with the consumption component class set appropriately.

6.2.3.4 Process 1.1.4- Validate SPM Data

This process performs data marshalling of Supplier purchase matrix data from the Non-Half Hourly Data Aggregator.

The incoming data will be validated to ensure:

- Physical integrity
- Any data for Settlement dates and times which are already within the system must be a later version than that in the system
- The data is for the correct GSP Group(s)
- The file is from an expected Data Aggregator, i.e. a Data Aggregator who has an appointment to the GSP Group on the Settlement Date for which the data relates. If not, an exception entry will be written.
- The file only contains data for the expected set of Suppliers, i.e. only the Suppliers who have an association with the Data Aggregator on the Settlement Date / GSP Group combination of the file. If not then an exception entry will be written.
- The file contains data for the full set of expected Suppliers, i.e. all Suppliers who have an association with the Data Aggregator on the Settlement Date / GSP Group combination of the file. If not then an exception entry will be written.
- The data is for the correct Profile Classes
- The data is for the correct line loss factor classes
- The data is for the correct measurement requirements
- That the combination of Supplier and GSP Group has a valid Base BM Unit. If not then the file will be loaded into the flat files and a warning produced.
- That the file, if it is for a Scottish GSP Group, will not be loaded if the Settlement date is before the BETTA start date.
- Any Standing Data changes resulting from the file load will be stored as an audit record.

Any invalid data will be reported to the Non-Half Hourly Data Aggregator system and the ISR Agent.

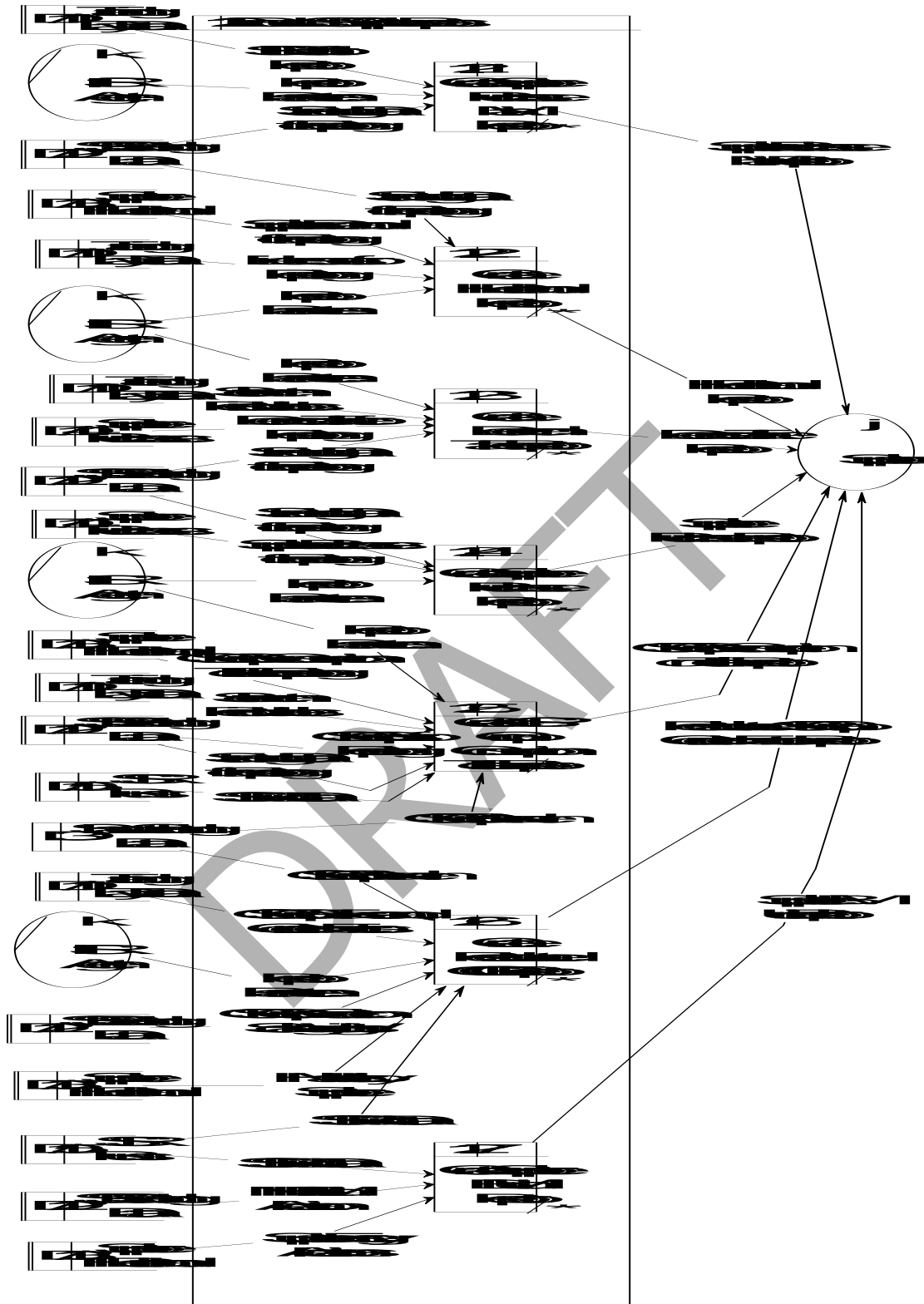
If the data is valid, the data will be written to the Trading Day Data datastore.

6.2.3.5 Process 1.1.5- Validate Revised GSP Takes

This process is no longer used.

DRAFT

6.2.4 Process 1.2 - Produce SSR Supplier Reports



6.2.4.1 Process 1.2.1 - Supplier Purchase Matrix report.

This process produces a report for each Supplier, containing details of the Supplier Purchase Matrix occurrences used in the calculation for the most recent settlements run.

6.2.4.2 Process 1.2.2 - HH Demand report

This process produces a report for each Supplier, containing details of all the half hourly demand for a Supplier by consumption component class. This will include the profiled and actual demand. If there is any NHH consumption for a GSP Group, then records for all NHH CCCs will be output for that GSP Group.

6.2.4.3 Process 1.2.3 - Deemed Take report

This process produces a report for each Supplier, containing details of the deemed take calculations, including GSP Group Correction.

6.2.4.4 Process 1.2.4 - Supplier Purchases report

This process produces a report for each Supplier, containing details of the Supplier Deemed Take and GSP Group Take for each Settlement Period and the settlement variables used to generate them. The Supplier Purchases values will be set to zero.

The Report includes both derived GSP Group totals and those supplied by the CDCA.

This process will be invoked after each settlement run.

6.2.4.5 Process 1.2.5 - GSP Group Consumption Totals report

This process produces a report for each Supplier, containing GSP Group consumption totals both before and after GSP correction, for GSP Groups in which the Supplier is active. This process will be invoked after each settlement run. If there is any NHH consumption for a GSP Group, then records for all NHH CCCs will be output for that GSP Group.

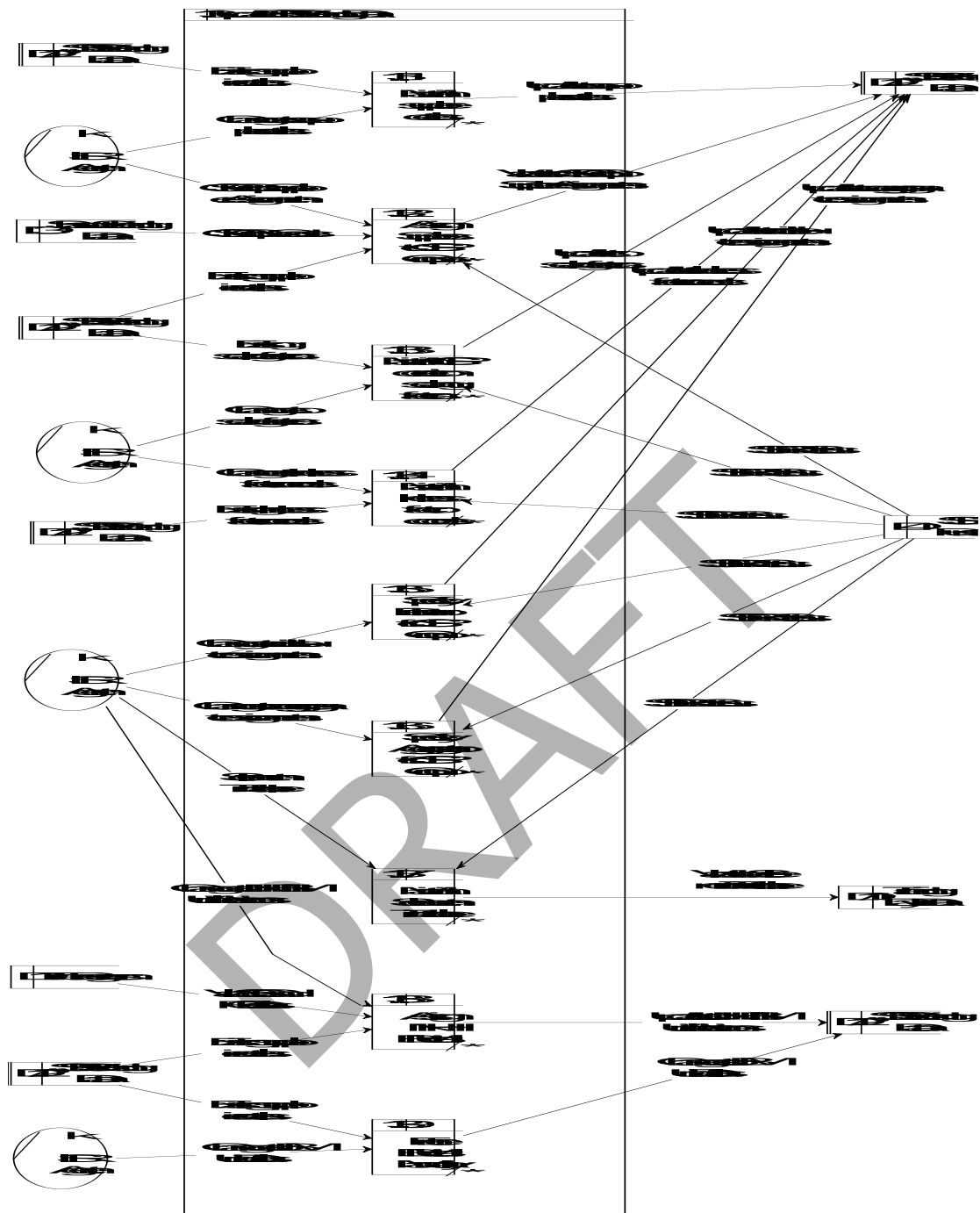
6.2.4.6 Process 1.2.6 – Create Recalculated GSP Group Correction Factors Report

This process is no longer used.

6.2.4.7 Process 1.2.7 – Supplier BM Unit report

This process produces a report for each Supplier containing details of the Supplier's valid BM Units, GSP Group/BM Unit/Profile Class/Standard Settlement Configuration mappings and consumption/generation by BM Unit and Consumption Component Class. If there is any NHH consumption for a GSP Group, then records for all NHH CCCs will be output for that GSP Group.

6.2.5 Process 1.3 - Update SSR Standing Data



6.2.5.1 Process 1.3.1 - Maintain Supplier Details

This process will allow the ISR Agent to enter and update details of Suppliers. The Id and Name will be specified for each Supplier.

The system will not allow a Supplier to be deleted if any consumption has been allocated to that Supplier.

Supplier details can be archived only when all consumption allocated to that Supplier has been archived.

6.2.5.2 Process 1.3.2 - Assign Suppliers to GSP Groups

This process will allow the ISR Agent to define and amend links between Suppliers and GSP Groups. An Effective From Date and optionally an Effective To Date will be specified for each link. The purpose of entering this data is to allow validation of SPM data received from data aggregators.

6.2.5.3 Process 1.3.3 - Maintain GSP correction Scaling Factors

This process will allow the GSP correction scaling factors used by the SSR system to be entered, updated and deleted where authorised via the appropriate change control procedure.

Each scaling factor will be for a particular Consumption Component Class and effective from date.

6.2.5.4 Process 1.3.4 - Maintain Line Loss Factor codes

This process will allow line loss factor classes to be entered, updated and deleted where authorised via the appropriate change control procedure.

- i. Note that this data will normally be loaded from a file prepared by the Market Domain Data Agent (see process 2.6).

6.2.5.5 Process 1.3.5 - Specify Distributor for GSP Group

This process will allow the Distributors in each GSP Group to be specified. The GSP Group Id, Distributor Id and Effective Date will be specified for each assignment.

There must always be at least one distributor assigned to a GSP Group.

The system will not allow a distributor assignment to be changed or deleted except where authorised via the appropriate change control procedure.

6.2.5.6 Process 1.3.6 - Specify Aggregator for GSP Group

This process will allow the Half Hourly and Non-Half Hourly Data Aggregator for each combination of GSP Group and Supplier to be specified. The GSP Group Id, Supplier Id, Data Aggregator Id, and Effective From and Effective To Date will be specified.

The system will not allow an aggregator assignment to be changed or deleted except where authorised via the appropriate change control procedure.

6.2.5.7 Process 1.3.7 - Maintain Settlement Timetable

This process will allow details of the published Settlement Timetable to be entered, updated and deleted. Settlements for a range of Settlement Dates, Settlement Codes, Planned SSR Run Dates and Payment Dates are generated.

The system will not allow a Settlement to be amended or deleted if any SSR Run or SSA Settlement Run for the Settlement Day have taken place, and have not yet been archived off.

Note that this data will normally be loaded from a file prepared by the Market Domain Data Agent (see process 1.5).

6.2.5.8 Process 1.3.8 – Assign NHH BM Units

A Valid Settlement Configuration Profile Class is allocated to a BM Unit for Supplier in GSP Group.

The user adds a new Non-Half Hourly BM Unit Allocation by specifying the GSP Group Id, Supplier Id, BM Unit Id and Effective From Settlement Date of the BM Unit for Supplier in GSP Group, the Valid Settlement Configuration Profile Class (VSCPC) and the Non-Half Hourly BM Unit Allocation Effective From Settlement Date {NHHBMUA} and optionally the Non-Half Hourly BM Unit Allocation Effective To Settlement Date {NHHBMUA}.

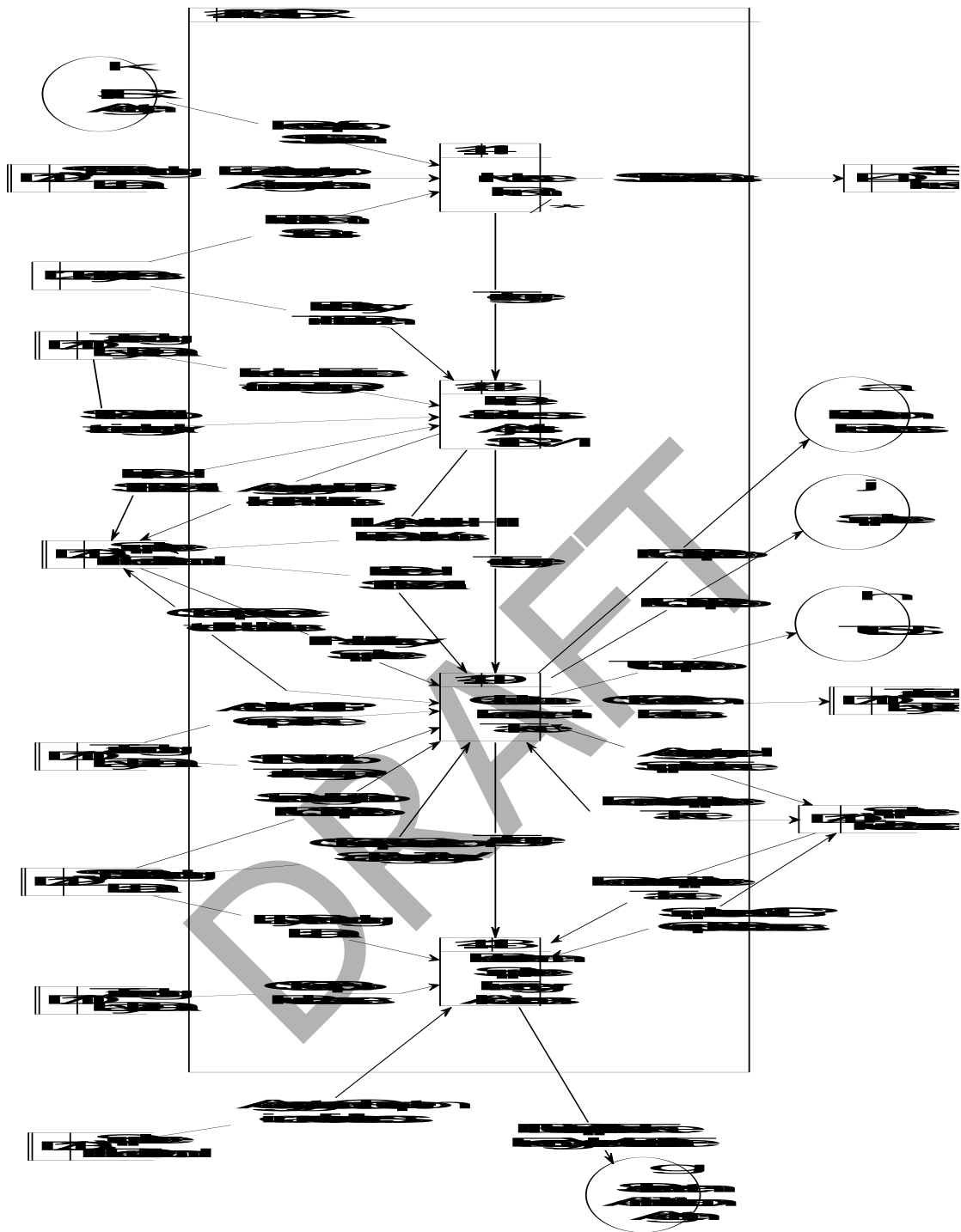
The Non-Half Hourly BM Unit Allocation is permitted if:

- the BM Unit for Supplier in GSP Group exists
- the Valid Settlement Configuration Profile Class exists
- the effective date range of the Non-Half Hourly BM Unit Allocation for a combination of GSP Group, Supplier and VSCPC does not overlap any other Non-Half Hourly BM Unit Allocation for the same GSP Group, Supplier and VSCPC (i.e. the combination of GSP Group, Supplier and VSCPC is assigned to only one BM Unit on any one settlement day)
- the effective date range of the Non-Half Hourly BM Unit Allocation is not outside the effective date range of the BM Unit for Supplier in GSP Group.
- the effective date range of the of the Non-Half Hourly BM Unit Allocation for a combination of GSP Group, Supplier and VSCPC has valid average fraction of yearly consumption data for that period.

6.2.5.9 Process 1.3.9 – Enter BM Units Manually

A BM Unit is manually entered for a Supplier in a GSP Group. The user enters the BM Unit Id, GSP Group Id, Supplier Id, Base BM Unit Flag, the Effective From Settlement Date and optionally the Effective To Settlement Date. Any GSP Group and Supplier combination can be chosen, not just those Suppliers trading in a GSP Group. For a Scottish GSP Group, the Effective From Settlement Date must be on or after the BETTA Start Date.

6.2.6 Process 1.4 - Run SSR



6.2.6.1 Process 1.4.1 - Invoke Run

This process will check that the necessary data has been collected for the Settlement Day, i.e. that the appropriate occurrences of the following data items exist:

Settlement;
 CDCA Data (GSP Group Take, CDCA Initial Settlement Run);
 Supplier Data Aggregation (half hourly data) for all assigned data aggregators;
 Supplier Data Aggregation (non-half hourly data) for all assigned data aggregators;
 Line Loss Factor Data; and
 Profile Production Run.

If any data is missing, determine the action to be taken from the following table. Otherwise, the SSR run will be started:

Data Item	Action
Line Loss Factors	This situation should not arise as Line Loss Factors are published by the distributor in advance and do not have a 'effective to' date. If the file does not contain data for a Line Loss Factor Class which is valid, the file will still be loaded, but any SSR runs requiring the missing data will use a standard default value of 1 (i.e. no line loss). This will be reported in an exceptions report.
Settlement	The ISRA Operator must select a Settlement Run (i.e. a Settlement Date and Settlement Code) entered in the Settlement Calendar, otherwise a run cannot be invoked.
CDCA Data (GSP Group Take, SSA Initial Settlement Run)	The run cannot proceed without consistent and complete CDCA Data. If such CDCA Data is not available, the ISRA Operator must select another Settlement Day from which the substitute CDCA data will be taken, as instructed by the Pool Executive Committee (PEC) or its nominated agent. The substitute GSP Group Take and SSA Initial Settlement Run data must all be consistent (i.e. for the same Settlement Day, Settlement Code and CDCA Set Number).
Non Half Hourly Aggregated Data	The ISRA Operator will be prompted to select the Data Aggregation data to be used as a default for all missing Data Aggregation files.
Half Hourly Aggregated Data	<p>If data from a HH Data Aggregator has not been received, the ISRA system will continue on the basis of the data selected by the ISR Agent, and will raise an exception report for any data it was expecting and had not received.</p> <p>ISRA will not automatically substitute data, but it must allow the ISR Agent to select a set of historic HH data for a specific Data Aggregator which is to be used for a specific run (e.g. data supplied for an earlier Settlement for the same Settlement Day; or data supplied for another 'appropriate' Settlement Day). The ISR Agent will determine what data should be substituted based on Agreed Procedures.</p> <p>If no substitute data can be found, the ISRA Operator can let the run proceed without any HH Aggregated Data.</p>
Profile Production Run	No default action is taken - the run will fail.

A report will be produced detailing the data used and warning of any missing data.

The ISRA system will check that the all files received from Data Aggregators are expected for the designated run. If there is an unexpected file, the system will give the ISR Agent the option of continuing with the run. If the ISR Agent continues with the SSR run, the ISRA

system will ignore the file and its data when performing the SSR run and will issue a warning message giving details.

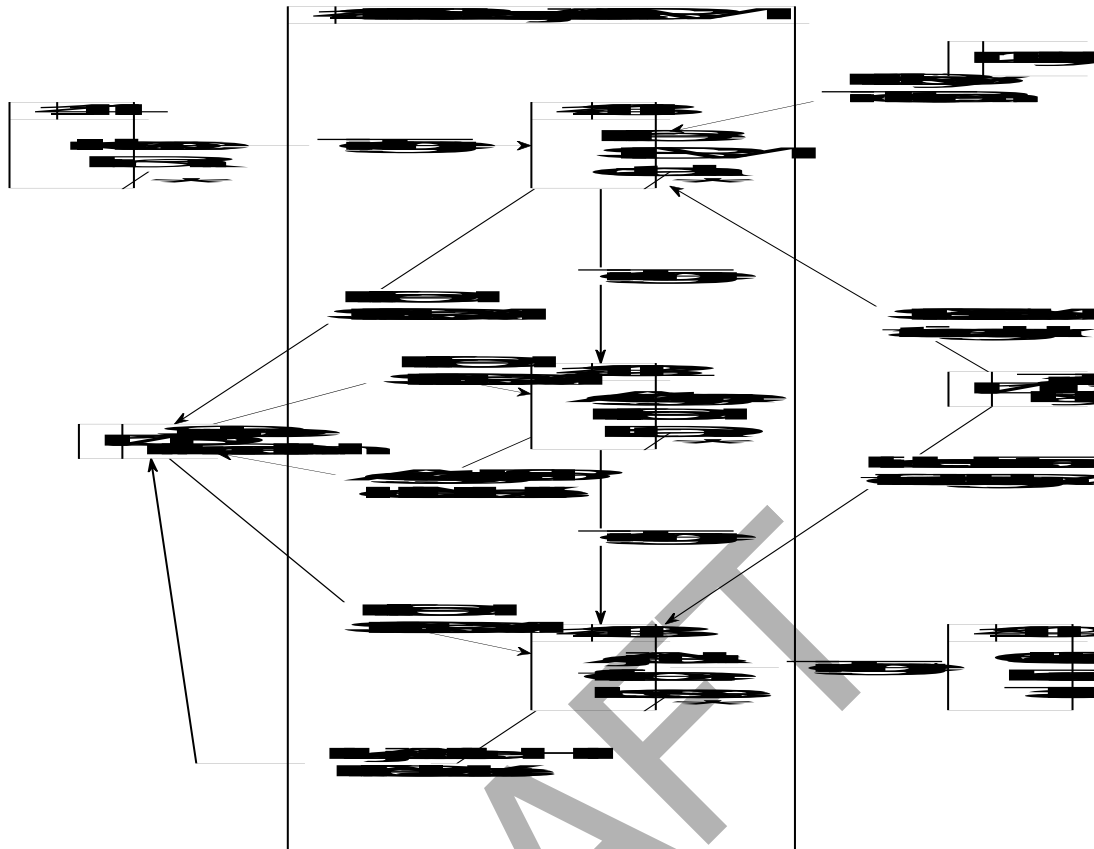
The ISRA system will check that the latest file that it has received from each Data Aggregator for each GSP Group for the SSR run contains data for all the Suppliers expected to be in the file. If there is a file that does not contain data for all expected Suppliers, the system will update the standing data and continue with the SSR run.

The ISRA system will check that the latest file it has received from each Data Aggregator for each GSP Group for the SSR Run only contains data from Suppliers expected to be in the file. If there is a file that contains data for unexpected Suppliers, the system will update the standing data and continue with the SSR run.

Except for the case where default data has been specified, the ISRA system should only use data from the latest Data Aggregation run for the Settlement Date, Settlement Code and GSP Group for each Data Aggregator.

DRAFT

6.2.7 Process 1.4.8 - Profile & Line Loss Adjust SPM



6.2.7.1 Process 1.4.8.1 - Profile SPM Data

This process applies the profiles to the Supplier purchase matrix data to produce half hourly consumption estimates for each Supplier and Settlement Class. The half hourly estimates are summed by Data Aggregator and written to the Supplier HH Demand datastore.

For each Supplier, calculate the estimated consumption for each half hour for each Supplier and Settlement Class:

- Suppliers' Profiled Consumption based on EACs':

$$SPC[Total\ EAC]_{sljtpm} = \sum_a (SPM[Total\ EAC]_{saptlm} \times PPCC_{ptj})$$

- Suppliers' Profiled Consumption based on AAs':

$$SPC[Total\ AA]_{sljtpm} = \sum_a (SPM[Total\ AA]_{saptlm} \times PPCC_{ptj})$$

- Suppliers' Profiled Consumption for unmetered supplies':

$$SPC[Total\ Unmetered]_{sljtpm} = \sum_a (SPM[Total\ Unmetered]_{saptlm} \times PPCC_{ptj})$$

6.2.7.2 Process 1.4.8.2 - Aggregate Profiled Data

This process aggregates the profiled values produced in EPD 1.4.8.1 into values for the following Consumption Component Classes for each BM Unit and Line Loss Factor Class. The appropriate BM Unit to aggregate the profiled SPM data into is derived from the BM Unit for Supplier in GSP Group entity and the Non-Half Hourly BM Unit Allocation entity. Where the Valid Profile Class Settlement Configuration from the profiled SPM data for each Supplier in the GSP Group has a BM Unit allocated for the Settlement Day, then this BM Unit is used. If there is no BM Unit allocated then the Base BM Unit for the Supplier in GSP Group is used. If the Valid Profile Class Settlement Configuration from the profiled SPM data for a Supplier in the GSP Group does not have a BM Unit allocated for the Settlement Day and the Supplier in GSP Group does not have a Base BM Unit defined, a warning message is logged in the Exception Report and those energy values are excluded from the SSR Run.

- For Consumption Class (n) = 'Profiled HH import based on EACs':

$$C_{nij} = \sum_{lmpt} SPC[Total\ EAC]_{ilmjpt}$$

where the SSC sum (m) is over only those SSCs with SSC Type set to "Import"

- For Consumption Class (n) = 'Profiled HH Export based on EACs':

$$C_{nij} = \sum_{lmpt} SPC[Total\ EAC]_{ilmjpt}$$

where the SSC sum (m) is over only those SSCs with SSC Type set to "Export"

- For Consumption Class (n) = 'Profiled HH import based on AAs':

$$C_{nij} = \sum_{lmpt} SPC[Total\ AA]_{ilmjpt}$$

where the SSC sum (m) is over only those SSCs with SSC Type set to "Import"

- For Consumption Class (n) = 'Profiled HH Export based on AAs':

$$C_{nij} = \sum_{lmpt} SPC[Total\ AA]_{ilmjpt}$$

where the SSC sum (m) is over only those SSCs with SSC Type set to "Export"

- For Consumption Class (n) = 'Profiled HH consumption for unmetered supplies':

$$C_{nij} = \sum_{lmpt} SPC[Total\ Unmetered]_{ilmjpt}$$

6.2.7.3 Process 1.4.8.3 - Adjust for Line Losses

This process applies the class line losses to the profiled consumption estimates calculated by process 1.8.1. This will be summed by BM Unit to create values for five line loss consumption classes (C). The appropriate BM Unit is derived from the BM Unit for Supplier in GSP Group entity and the Non-Half Hourly BM Unit Allocation entity. Where the Valid Profile Class Settlement Configuration from the profiled SPM data for each Supplier in the GSP Group has a BM Unit allocated for the Settlement Day, then this BM Unit is used. If there is no BM Unit allocated then the Base BM Unit for the Supplier in GSP Group is used. If the Valid Profile Class Settlement Configuration from the profiled SPM data for a Supplier in the GSP Group does not have a BM Unit allocated for the Settlement Day and the Supplier in GSP Group

does not have a Base BM Unit defined, a warning message is logged in the Exception Report and those energy values are excluded from the SSR Run.

- For consumption class (n) = 'Line losses due to profiled HH import based on EACs':

$$C_{nij} = \sum_l \left((LLF_{ilj} - 1) \times \sum_{pmt} (SPC_{[TotalEAC]_{ilmjpt}}) \right)$$

where the SSC sum is over only those SSCs with SSC Type set to "Import"

- For consumption class (n) = 'Line losses due to profiled HH export based on EACs':

$$C_{nij} = \sum_l \left((LLF_{ilj} - 1) \times \sum_{pmt} (SPC_{[TotalEAC]_{ilmjpt}}) \right)$$

where the SSC sum is over only those SSCs with SSC Type set to "Export"

- For consumption class (n) = 'Line losses due to profiled HH import based on AAs':

$$C_{nij} = \sum_l \left((LLF_{ilj} - 1) \times \sum_{pmt} (SPC_{[TotalAA]_{ilmjpt}}) \right)$$

where the SSC sum is over only those SSCs with SSC Type set to "Import"

- For consumption class (n) = 'Line losses due to profiled HH export based on AAs':

$$C_{nij} = \sum_l \left((LLF_{ilj} - 1) \times \sum_{pmt} (SPC_{[TotalAA]_{ilmjpt}}) \right)$$

where the SSC sum is over only those SSCs with SSC Type set to "Export"

- For consumption class (n) = 'Line losses due to profiled HH consumption for unmetered supplies':

$$C_{nij} = \sum_l \left((LLF_{ilj} - 1) \times \sum_{pmt} (SPC_{[TotalUnmetered]_{ilmjpt}}) \right)$$

6.2.8 Process 1.4.9 - Calculate Deemed Take



6.2.8.1 Process 1.4.9.1 - Calculate & Apply GSP Group Correction

This will, on a half hourly basis, adjust appropriate consumption components to ensure that the total consumption from this system equals the actual GSP Group Take provided by SSA.

The requirement as expressed in the Operational Framework (reference 1) is to apply GSP Group Correction only to Line Loss Factored profiled consumption. However, the system will support a more general mechanism, in which a weight W_n is specified for each Consumption Component Class n , specifying the degree to which it is to be corrected.

To calculate C_{njs} the values for each Consumption Component Class, BM Unit and Settlement Period in the Aggregated BM Unit Period Consumption entity are summed across BM Unit to create values for Consumption Component Class, Supplier and Settlement Period:

$$C_{nsj} = \sum_i C_{nij}$$

Where C_{nij} refers to values for all BM Units within a Consumption Component Class and Settlement Period which are assigned to a particular Supplier in the GSP Group.

The unadjusted consumption for Consumption Component Class n , C_{nj} , is given by summing C_{nsj} across Suppliers:

$$C_{nj} = \sum_s C_{nsj}$$

Any demand in the following Consumption Component Classes will be subtracted during the summation, as it is generation:

- half hourly Non-Pooled Generation for metering systems with metering system specific line loss
- half hourly Non-Pooled Generation for metering systems without metering system specific line loss
- line losses attributed to half hourly Non-Pooled Generation for metering systems with metering system specific line loss
- line losses attributed to half hourly Non-Pooled Generation for metering systems without metering system specific line loss

Next, for each Settlement Period in the trading day, the GSP Group Correction Factor CF_{gj} is calculated as follows:

$$\text{GSP Group Correction Factor}_j = 1 + \frac{\text{GSP Group Take}_j - \sum_n C_{nj}}{\sum_n C_{nj} \times W_n}$$

where C_{nj} is the unadjusted consumption for Consumption Component Class n , and W_n is the associated GSP Group Correction Scaling Factor. The rule given above for subtracting demand falling within 'generation' Consumption Component Classes must also be applied to this equation.

The GSP Correction Factor is then applied by setting the appropriate field (either Corrected Supplier Consumption or Corrected Line Loss Component) of each row in the Supplier HH Demand datastore as follows:

$$\text{Corrected Component}_{nj} = C_{nj} \times (1 + (CF_{gj} - 1) \times W_n)$$

Note: it is expected that the SSR system will initially be configured with values of W_n restricted to zero and one. GSP Correction will then not be applied at all to those components with zero scaling factors, and will be applied equally to the others.

If $\sum_n (C_{nj} \times W_n)$ equals zero, the system must fail with an error message.

6.2.8.2 Process 1.4.9.2 - Calculate Deemed Supplier Take

For each Supplier and each Settlement Period in the trading day being processed, calculate the Unadjusted Supplier Deemed Take as the sum of Corrected Supplier Consumption and Corrected Line Loss Component for all Demand Component Classes in the Supplier HH Demand datastore.

Any demand in the following Consumption Component Classes will be subtracted during the summation, as it is generation:

- half hourly Non-Pooled Generation for metering systems with metering system specific line loss
- half hourly Non-Pooled Generation for metering systems without metering system specific line loss
- line losses attributed to half hourly Non-Pooled Generation for metering systems with metering system specific line loss
- line losses attributed to half hourly Non-Pooled Generation for metering systems without metering system specific line loss

This Unadjusted Deemed Supplier Take is written to the Deemed Take datastore along with the GSP Group Id, the Supplier Id and the Settlement Period.

If any Supplier records a total output from any Non Pooled Generation, which they may have, which exceeds their take, the Supplier will register a negative Supplier Deemed Take.

This will be implemented by setting variables as follows:

Supplier Deemed Take = Unadjusted Supplier Deemed Take

$SPILL_j = 0$

$SGT_{sj} = 0$

$TGT_j = 0$

6.2.8.3 Process 1.4.9.3 - Adjust for Non-Pooled Generation Spill

This process is no longer used.

6.2.8.4 Process 1.4.9.2 - Calculate BM Unit SVA Gross Demand

For each Supplier, BM Unit and each Settlement Period in the trading day being processed calculate the BM Unit SVA Gross Demand as the sum of Corrected Supplier Consumption and Corrected Line Loss Component recorded for Active Import Component Classes in the Supplier HH Demand datastore.

6.2.8.46.2.8.5 Process 1.4.9.4 - Produce TUoS Report

This will produce a report of deemed Supplier take by Supplier. The report will include: SSR run date, SSR run number, SSR run type, Settlement Date, for each GSP Group a deemed take by Supplier (in MWh) for each half hour, and for each Supplier a split between half hourly and non-half hourly metering data at the BM Unit level. To support the calculation of dispute charges, the report will also include daily and period Supplier deemed take broken down into Corrected Supplier deemed take (deemed take attributable to supplies which are subject to group correction) and Non-Corrected Supplier deemed take.

6.2.8.56.2.8.6 Process 1.4.9.5 - Produce DUoS Report

This will produce a report of profiled SPM data by Settlement Class (summed over Data Aggregators) for Suppliers and Distributors. The Supplier report will contain the data for one Supplier only. The Distributor report will contain the data for all Suppliers associated with the Distributor in all the GSP Groups that they are active in.

The report will include: Profiled SPM total consumption (i.e. sum of actual, estimated and unmetered consumption) for each half hour per valid combination of Profile Class, Standard Settlement Configuration and Time Pattern Regime, per Line Loss Factor Class, per Supplier. The report also contains Correction Factor data.

6.2.9 Process 1.4.13 - Determine Supplier Energy Allocations

This process retrieves the deemed take from the Deemed Take datastore, and sets the Supplier Purchase per GSP Group per Supplier per half hour to zero. i.e.:

$$\text{Supplier Purchase}_{gsj} = \text{Deemed Supplier Take}_{gsj} * (1 + TLM_j) * (1 + LRM_j) * PSP_j$$

Where $TLM_j = 0$

$$LRM_j = 0$$

$$PSP_j = 0$$

Such that:

$$\sum_{sj} \text{Supplier Purchases}_{gsj} = 0$$

The Supplier energy allocations is then used to produce the BM Unit Supplier Take Energy Volume Data File which is sent to the Settlement Administration Agent.

The BM Unit Supplier Take Energy Data File contains details of Period Supplier Deemed Take for each Supplier and GSP Group in each Settlement Period. Each combination of Supplier and GSP Group is labelled with the BM Unit Id of the relevant base BM Unit.

6.2.10 Process 1.5 – Load Settlement Timetable

This process loads a file containing the Settlement Timetable as published by the Market Domain Data Agent. The file may contain additional details not required by the Supplier Settlement and Reconciliation and Daily Profile Production processes. No automatic deletions will be performed as part of this process.

The incoming data will be validated to ensure the following:

- Physical integrity of the file.
- Settlement Calendar data to be loaded must be the same or a later version than that in the system.

If validation is not successful, the file is rejected and an exception report is generated.

If validation is successful, the file is loaded into the system. For each Settlement details contained in the file, the following processing is performed:

- i. Updates to existing Settlements will not be permitted if there has been a corresponding SSR Run, or if SSA Data has been loaded for the Settlement.
- ii. Only the Payment Date and Planned SSR Run Date may be updated for existing Settlements.
- iii. The Planned SSR Run Date is an optional data item. If it is provided, it must be less than or equal to the Payment Date. If it is not provided, it will be defaulted to the Payment Date.
- iv. All Payment Dates are on or between the First Payment Date and Last Payment Date specified in the file.
- v. Any data processing which will update existing data on the system will be recorded as a warning in an exception report.

If any of the validation described above fails, a corresponding warning message will be written to the exception report, and the data for that Settlement not loaded. However, the loading of other valid Settlement data from the file will be allowed to continue.

6.2.11 Process 1.6 – Load BM Unit for Supplier in GSP Group Details

This process loads a file containing the BM Unit for a Supplier in a GSP Group details, as published by the Market Domain Data Agent. The file may contain additional details not required by the Supplier Settlement and Reconciliation and Daily Profile Production processes. No automatic deletions will be performed as part of this process.

The incoming data will be validated to ensure the following:

- Physical integrity of the file.

If validation is not successful, the file is rejected and an exception report is generated.

If validation is successful, the file is loaded into the system. For each Settlement details contained in the file, the following processing is performed:

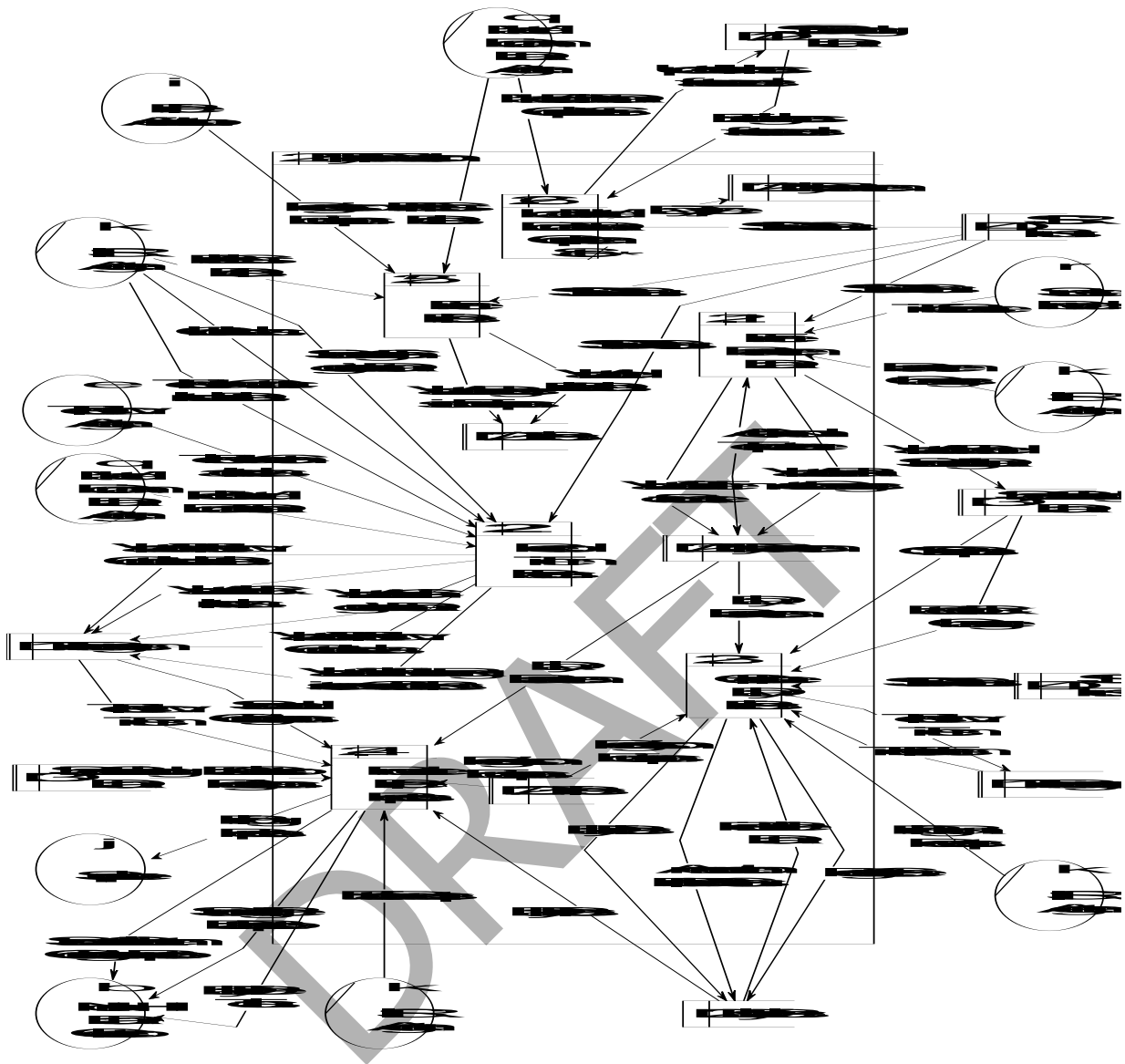
- The BM Unit for Supplier in GSP Group Effective Dates will be checked to ensure that they do not overlap with any other instances with the same BM Unit Id.
- The BM Unit can be associated with more than one Supplier and GSP Group combinations, but can be associated with only one combination on each Settlement Day.
- The Effective Date ranges of the Base BM Units for a combination of Supplier and GSP Group do not overlap.

- For a Scottish GSP Group, the Effective From Settlement Date must be on or after the BETTA Start Date

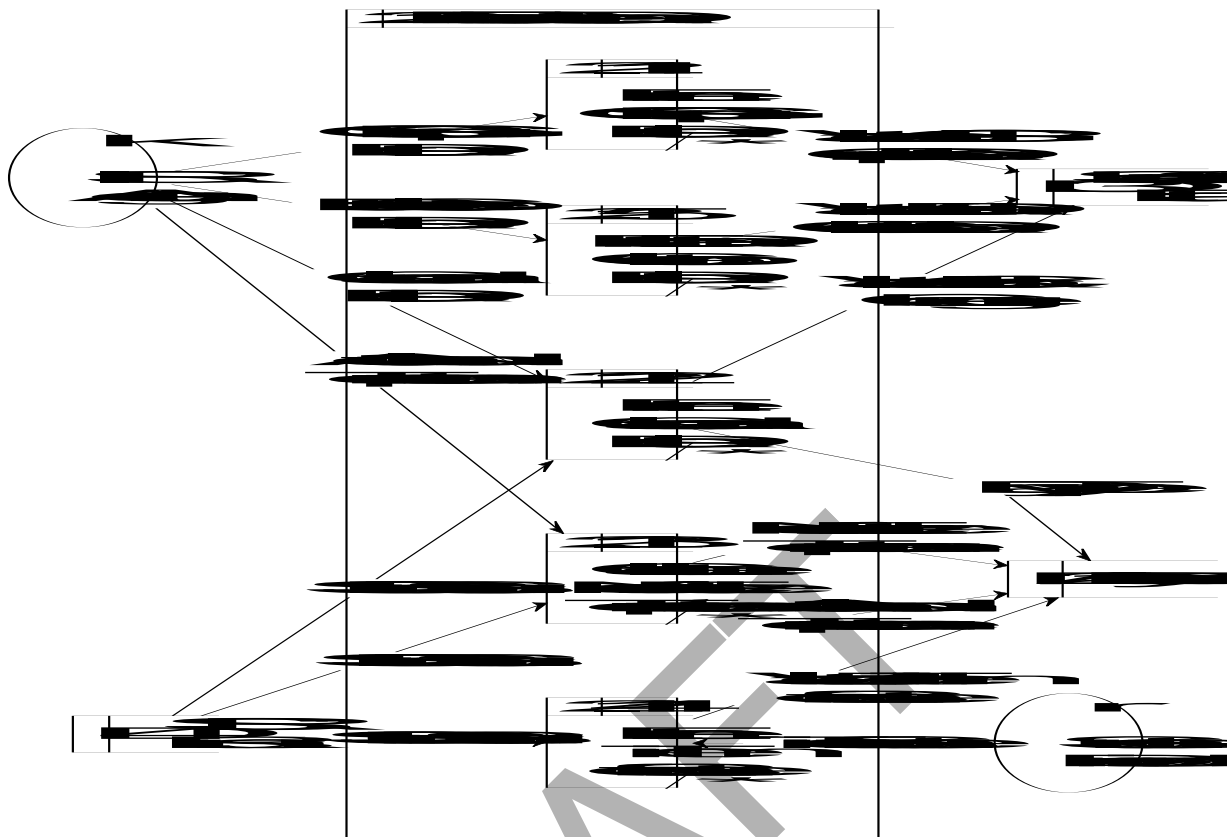
If any of the validation described above fails, a corresponding warning message will be written to the exception report, and the data for that Settlement not loaded (although processing will continue in order to detect any other errors in the file).

DRAFT

6.2.12 Process 2 - Daily Profile Production



6.2.13 Process 2.1 - Enter Parameter Data



6.2.13.1 Process 2.1.1 - Enter GSP Group Details

This process will allow the ISR Agent to add and delete entries from the list of valid GSP Groups. Not only are the Group Ids maintained but also the period of validity during which they are the responsibility of the ISR Agent.

When a GSP Group is deleted:

- i) the system will validate that there is no daily profile data for the GSP Group. Such data must be archived off before deleting the GSP Group.
- ii) the system will validate that there is no settlement data for the GSP Group. Such data must be archived before the GSP Group can be deleted.
- iii) the system will delete any regression equations defined only for the GSP Group. A warning prompt will be displayed in this case.

6.2.13.2 Process 2.1.2 - Enter Calendar Details

This process will allow the ISR Agent to enter or revise the following calendar data for any day for which no Final Initial Settlement Run has yet taken place.

- i) Day Type, Scottish Day Type and Season Id for each Settlement Day;
- ii) Clock Time Changes.

Note that Settlement Day data will normally be loaded from a file prepared by the Market Domain Data Agent (see process 2.6).

6.2.13.3 Process 2.1.3 - Calculate Noon Effective Temperature

This process will allow the ISR Agent to enter or revise the Noon Actual Temperature in degrees Fahrenheit for any day for which no Final Initial Settlement Run has yet taken place. A Noon Effective Temperature will be derived as follows:

$$NET_d = 0.57AT_d + 0.28AT_{d-1} + 0.15AT_{d-2}$$

6.2.13.4 Process 2.1.4 - Enter Time of Sunset


This process will allow the ISR Agent to upload a file of sunset times. The system will check that no Final Initial Settlement Run has yet taken place for any of the Settlement Days concerned.

6.2.13.5 Process 2.1.5 - Enter Data Collector Details

This process will allow the ISR Agent to specify details of Data Collectors, and for which GSP Groups they need to receive daily Profile Coefficient data.

DRAFT

6.2.14 Process 2.2 - Record Time Patterns



6.2.14.1

Process 2.2.1 - Enter Settlement Configurations

This process will allow the ISR Agent to enter, update and delete Standard Settlement Configurations. A Standard Settlement Configuration Id, Description and Standard Settlement Configuration Type will be specified for each configuration. If the Standard Settlement Configuration is teleswitched, a Tele-switch User Id and Tele-switch Group Id will be specified. The system will not permit the Tele-switch User Id and Tele-switch Group Id to be updated if there are Teleswitch Time Pattern Regimes associated with the same combination of Tele-switch User Id and Tele-switch Group Id. The Standard Settlement Configuration Type will default to 'I' (Import), but can be change to 'E' (Export). If the Standard Settlement Configuration Type flag is updated, a warning message is output to inform that the results of future SSR runs or reruns will be affected.

Note that Settlement Configuration data will normally be loaded from a file prepared by the Market Domain Data Agent (see process 2.2.7). This manual process is required as a backup, and possibly for minor amendments.

6.2.14.2 Process 2.2.2 - Enter Time Patterns

This process will allow the ISR Agent to enter, update and delete Time Pattern Regimes. Each regime will be identified by an Id. The ISR Agent will specify whether each regime is teleswitched or not. If it is, a Tele-switch User Id and Tele-switch Group Id will be specified. The system will not permit the Tele-switch User Id and Tele-switch Group Id to be updated if there are Standard Settlement Configurations associated with the same combination of Tele-switch User Id and Tele-switch Group Id.

The ISR Agent will specify if the Time Pattern Regime is in Clock (local) time or GMT. The system will not permit the GMT Indicator to be updated if the Time Pattern Regime is linked to a Standard Settlement Configuration via a Measurement Requirement.

Note that Time Pattern data will normally be loaded from a file prepared by the Market Domain Data Agent (see process 2.2.7). This manual process is required as a backup, and possibly for minor amendments.

6.2.14.3 Process 2.2.3 - Assign Time Patterns to Configurations

This process will allow the ISR Agent to assign and deassign Time Pattern Regimes to a Standard Settlement Configuration (i.e. create or delete occurrences of Measurement Requirement). The system will not permit the Time Pattern Regimes for a Standard Settlement Configuration to be amended if the Standard Settlement Configuration is assigned to any Profile Classes. The Tele-switch User Id and Tele-switch Group Id for a Teleswitch Time Pattern Regime must match that of the Standard Settlement Configuration. All Time Pattern Regimes assigned to the Standard Settlement Configuration must either all be in Clock (local) time or GMT, i.e. a mixture of Clock (local) time or GMT is not permitted.

Note that this data will normally be loaded from a file prepared by the Market Domain Data Agent (see process 2.2.7). This manual process is required as a backup, and possibly for minor amendments.

6.2.14.4 Process 2.2.4 - Assign Configurations to Profile Classes

This process will allow the ISR Agent to assign or deassign Standard Settlement Configurations to a Profile Class, or to update an existing link between them. Standard Settlement Configurations can only be assigned or unassigned to a Profile Class when this does not result in a change to the set of effective Valid Settlement Configuration Profile Classes for a Settlement Day which has already had a Final Initial Settlement Run.

When assigning a Standard Settlement Configuration to a Profile Class, the process will create an occurrence of Valid Settlement Configuration Profile Class, and an occurrence of Valid Measurement Requirement Profile Class for each Measurement Requirement of the Standard Settlement Configuration. If the Profile Class has the Switched Load Profile Class Indicator set, the user will also be required to specify which Measurement Requirements represent Switched Load (i.e. have the Switched Load Indicator set).

When deassigning a Standard Settlement Configuration from a Profile Class, the process will delete the Valid Settlement Configuration Profile Class and all dependent occurrences of Valid Measurement Requirement Profile Class, Daily Profile Coefficient, and Period Profile Class Coefficient.

Note that this data will normally be loaded from a file prepared by the Market Domain Data Agent (see process 2.2.7). This manual process is required as a backup, and possibly for minor amendments.

6.2.14.5 Process 2.2.5 - Enter Clock Intervals

This process will allow the ISR Agent to define the clock interval(s) associated with each Time Pattern Regime. The system will only allow Clock Intervals to be defined for non teleswitched time patterns. Each clock interval will be specified in terms of the following attributes:

- i) Start Date (day and month)
- ii) End Date (day and month)

- iii) Start Time
- iv) End Time
- v) Day of the Week

For example, a Time Pattern Regime for Summer Sunday afternoons might require a single Clock Interval with Start Date 1st June, End Date 31st August, Start Time 14:00, End Time 18:00, and day Sunday.

Note that this data will normally be loaded from a file prepared by the Market Domain Data Agent (see process 2.2.7). This manual process is required as a backup, and possibly for minor amendments.

6.2.14.6 Process 2.2.6 - Load Teleswitch Contact Intervals

This process loads a file of daily Teleswitch Contact Intervals (i.e. Teleswitch contact switching times) prepared by the Teleswitch Agent for a single 24 hour day (i.e. midnight to midnight in UTC / GMT). The file of Teleswitch Contact Intervals reflects the actual Teleswitch messages broadcast by the Central Teleswitch Control Unit (CTCU) to Suppliers' teleswitched metering systems for the day. Note that the data in one UTC file may affect two Settlement Dates. The process will validate that:

- i) the combination of Tele-switch User Id and Tele-switch Group Id are already defined within a Standard Settlement Configuration on the system. If it is not, the data will be loaded for possible future use, and the process will issue a warning report;
- ii) no Final Initial Settlement Run has yet taken place using any of the Teleswitch data. If it has, the data will be rejected;
- iii) the file contains data for every combination of Tele-switch User Id and Tele-switch Group Id associated with one or more Standard Settlement Configurations which are effective on the Settlement Day (as determined by the Effective From Settlement Dates of the Valid Settlement Configuration Profile Classes defined on the system). If it does not, the file is considered incomplete and will be rejected in full; and
- iv) for each unique Teleswitch Date, Teleswitch User, Teleswitch Group and Teleswitch Contact combination in a UTC file there is no overlapping or duplication of Teleswitch Contact Interval Effective Times. If there is, the whole file will be rejected.

If any data is rejected, the process will generate an exception report.

6.2.14.7 Process 2.2.7 - Load Pool Market Domain Data

This process reads a file of Standard Settlement Configuration data prepared by the Market Domain Data Agent, and loads any which are not already defined on the system or contain updates.

Standard Settlement Configuration and Time Pattern Regime data is processed according to the following:

- i) any amendment affecting a Settlement date for which a Final Initial Settlement Run has occurred must be authorised and, if successful, will generate an audit report. This excludes Effective To Settlement Date amendments to a date after the most recent Final Initial Settlement Run;
- ii) any data processing which will update data already defined on the system will be recorded as a warning in an exception report. This excludes Average Fraction of Yearly Consumption Effective To Settlement Date amendments provided the date does not precede the most recent Final Initial Settlement Run;
- iii) counts of the total number of records that are updated and entered in the system will be recorded in an exception report;
- iv) the file contains details of all existing Standard Settlement Configuration details and Time Pattern Regime details defined on the system. A single warning will be issued if a Standard Settlement Configuration or Time Pattern Regime and associated data is completely missing. Otherwise, individual warnings will be produced for all missing

associated data. These warning messages are reported in the exception Report and will not prevent the file from loading.

- v) the validation of the file will continue in the event of file rejection due to a validation failure, with appropriate messages written to the exception report. However, no changes will be applied to the system.

The following data will be specified for each Standard Settlement Configuration:

- i) Id, Description and Standard Settlement Configuration Type;
- ii) Time Pattern Regime Ids of the associated Measurement Requirements;
- iii) Profile Class Ids of the Profile Classes for which the Standard Settlement Configuration is valid with associated Effective From Date Settlement Date and Effective To Settlement Date;
- iv) Switched Load Indicators for each Measurement Requirement within each valid Profile Class;
- v) One or more sets of Average Fraction of Yearly Consumption data for each GSP Group and valid Profile Class;
- vi) Tele-switch User Id and Tele-switch Group Id for teleswitched Standard Settlement Configurations.

The process will load details of any Standard Settlement Configurations which are not already defined on the system, or which contain permitted updates. It will validate that:

- i) the Profile Class Ids are already defined on the system;
- ii) the Average Fractions of Yearly Consumption within each valid combination of Standard Settlement Configuration and Profile Class and GSP Group sum to one;
- iii) the Switched Load Indicator is set for one or more Measurement Requirements for each combination of a Standard Settlement Configuration with a Switched Load Profile Class;
- iv) the Switched Load Indicator is not set for any Measurement Requirement in any combination of a Standard Settlement Configuration with a non-Switched Load Profile Class;
- v) all Time Pattern Regimes linked to a Standard Settlement Configuration are either all in Clock (local) time or all in GMT;
- vi) if creating a Measurement Requirement, the combination of Tele-switch User Id and Tele-switch Group Id are the same for the Teleswitch Time Pattern Regime and Standard Settlement Configuration;
- vii) at least one Teleswitch Register Rule exists for every Teleswitch Time Pattern Regime;
- viii) there must be at least one Average Fraction of Yearly Consumption Set for a Valid Settlement Configuration Profile Class. However, the set(s) need not necessarily cover every Settlement Date for which the Valid Settlement Configuration Profile Class is effective;
- ix) the Average Fractions of Yearly Consumption within each valid combination of Standard Settlement Configuration and Profile Class and GSP Group do not overlap between identical combinations. Gaps between Average Fractions of Yearly Consumption sets related to a Valid Settlement Configuration Profile Class and its effective period are permitted.

The following changes are permitted for a Standard Settlement Configuration which is already defined on the system, subject to the specified validation:

- i) a change to the Standard Settlement Configuration description;
- ii) a change to the SSC Type;
 - if the SSC Type flag is updated, a warning message is output to inform that the results of future SSR runs or reruns will be affected;

- iii) a change to the Tele-switch User Id and Tele-switch Group Id;
 - if the Standard Settlement Configuration is linked to any Time Pattern Regimes via associated Measurement Requirements, then all Time Pattern Regimes associated with the Standard Settlement Configuration must change their Tele-switch User Id and/or Tele-switch Group Id during the file load;
- iv) new Measurement Requirements for the Standard Settlement Configuration;
 - provided that the Time Pattern Regime is already defined on the system, or has been created during the file load;
 - provided the Tele-switch User and Tele-switch Group Id are the same for the Tele-switched Time Pattern Regime and Standard Settlement Configuration, taking into account any updates to the Time Pattern Regime and/or Standard Settlement Configuration;
 - provided that all associated Time Pattern Regimes, taking into account any updates to the Time Pattern Regimes, are either all local time or all GMT, i.e. a mix of local time and GMT time is not allowed;
- v) new Valid Settlement Configuration Profile Classes and associated Valid Measurement Requirement Profile Classes;
 - provided that the Profile Class is already defined on the system;
 - provided that the file contains a Valid Measurement Requirement Profile Class for each Time Pattern Regime associated with the Standard Settlement Configuration;
 - provided that the file contains at least one valid set of Average Fractions of Yearly Consumption for every Valid Settlement Configuration Profile Class.
 - for Switched Load Profile Classes, one or more associated Valid Measurement Requirement Profile Classes has the Switched Load Indicator set;
 - for Non-switched Load Profile Classes, no associated Valid Measurement Requirement Profile Classes has the Switched Load Indicator set;
- vi) a change to the Effective To Date for one or more Valid Settlement Configuration Profile Classes;
- vii) a change to the Switched Load Indicator for one or more Valid Measurement Requirement Profile Classes;
 - for Switched Load Profile Classes, one or more associated Valid Measurement Requirement Profile Classes has the Switched Load Indicator set;
 - for Non-switched Load Profile Classes, no associated Valid Measurement Requirement Profile Classes has the Switched Load Indicator set;
- viii) one or more new sets of Average Fraction of Yearly Consumption data;
 - provided that the Average Fraction of Yearly Consumption Set for a combination of Standard Settlement Configuration, Profile Class, Time Pattern Regime and GSP Group do not overlap other identical combinations. Date gaps between Average Fraction of Yearly Consumption Sets related to a Valid Settlement Configuration Profile Class are permitted;
 - provided that the Average Fractions of Yearly Consumption within each valid combination of Standard Settlement Configuration, Profile Class, GSP Group and Effective From Date sum to one;
- ix) a change to the Average Fraction of Yearly Consumption Set's Effective To Settlement Date;
 - provided the Average Fraction of Yearly Consumption Set for a combination of Standard Settlement Configuration, Profile Class, Time Pattern Regime and GSP Group do not overlap other identical combinations. Date gaps between Average

Fraction of Yearly Consumption Sets relating to a specific Valid Settlement Configuration Profile Class are permitted;

- provided that the change does not affect the Average Fraction of Yearly Consumption coverage of a Non Half Hourly BM Unit Allocation. A warning will be logged if the change leaves any Non Half Hourly BM Unit Allocation without complete Average Fraction of Yearly Consumption coverage.
- x) a change to the Average Fraction of Yearly Consumption value for one or more Average Fraction of Yearly Consumption details
- provided that the Average Fractions of Yearly Consumption within each valid combination of Standard Settlement Configuration, Profile Class, GSP Group and Effective From Date still sum to one.

The file will also contain the following data for each Time Pattern Regime:

- i) the Time Pattern Regime Id;
- ii) the Teleswitch/Clock Indicator, specifying whether the Time Pattern is teleswitched or timeswitched;
- iii) if it is teleswitched, the Tele-switch User Id, Tele-switch Group Id and Teleswitch Register Rule(s) associated with a set of Teleswitch Contact Rules;
- iv) if it is timeswitched, one or more Clock Intervals, each defined in terms of the Day of the Week, Start and End Day and Month, and Start and End Time.
- v) the GMT Indicator, specifying whether the Time Pattern is in GMT or not.

The following changes are permitted for a Time Pattern Regime which is already defined on the system, subject to the specified validation:

- i) a change to the GMT Indicator:
 - if the Time Pattern Regime is linked to a Standard Settlement Configuration via an associated Measurement Requirement, then all Time Pattern Regimes associated with the Standard Settlement Configuration must also change their GMT Indicators during the file load;
- ii) a change to the Tele-switch Group Id and/or Tele-switch User Id:
 - provided that the new Tele-switch User and Tele-switch Group is either an existing combination for a Standard Settlement Configuration or will be an existing combination after the file load;
 - if the Time Pattern Regime is linked to a Standard Settlement Configuration via an associated Measurement Requirement, then all Time Pattern Regimes associated with the Standard Settlement Configuration and the Standard Settlement Configuration must change their Tele-switch Group id and/or Tele-switch User Id during the file load;
- iii) new Tele-switch Contact Rules;
 - provided there are no duplicate Register Rule Id and Tele-switch Contact Code combinations within the set of Tele-switch Contact Rules;
- iv) a change to the Tele-switch Contact Rule;
- v) new set of Clock Intervals for Clock-switched Time Pattern Regime.

The validation for automated amendment of Standard Settlement Configuration and Time Pattern Regime data will be the same as the validation for the manual data entry process, as defined in processes 2.2.1 to 2.2.6, 2.2.8 and 2.2.9.

6.2.14.8 Process 2.2.8 - Specify Average Fraction of Yearly Consumption

This process will allow the ISR Agent to specify the Average Fraction of Yearly Consumption (AFYC_{pt}) for each Valid Measurement Requirement Profile Class for a given combination of Valid Settlement Configuration Profile Class and GSP Group. The system will validate that the fractions specified sum to one and that there is Average Fraction of Yearly Consumption coverage for all Non Half Hourly BM Unit Allocations. An Effective Date will be specified for each set of data.

Note that this data will normally be loaded from a file prepared by the Market Domain Data Agent (see process 2.2.7). This manual process is required as a backup, and possibly for minor amendments.

6.2.14.9 Process 2.2.9 - Enter Teleswitch Register and Contact Rules

This process will allow the ISR Agent to browse, enter, update or delete a Teleswitch Register Rule and associated Teleswitch Contact Rule(s) for a Teleswitch Time Pattern Regime. At least one Teleswitch Register Rule must exist at all times for a Teleswitch Time Pattern Regime. Each Teleswitch Register Rule and associated Teleswitch Contact Rule will be specified in terms of the following attributes:

- i) Tele-switch Time Pattern Regime Id
- ii) Tele-switch Register Rule Id
- iii) Tele-switch Contact Code
- iv) Tele-switch Contact Rule

Note that this data will normally be loaded from a file prepared by the Market Domain Data Agent (see process 2.2.7). This manual process is required as a backup, and possibly for minor amendments.

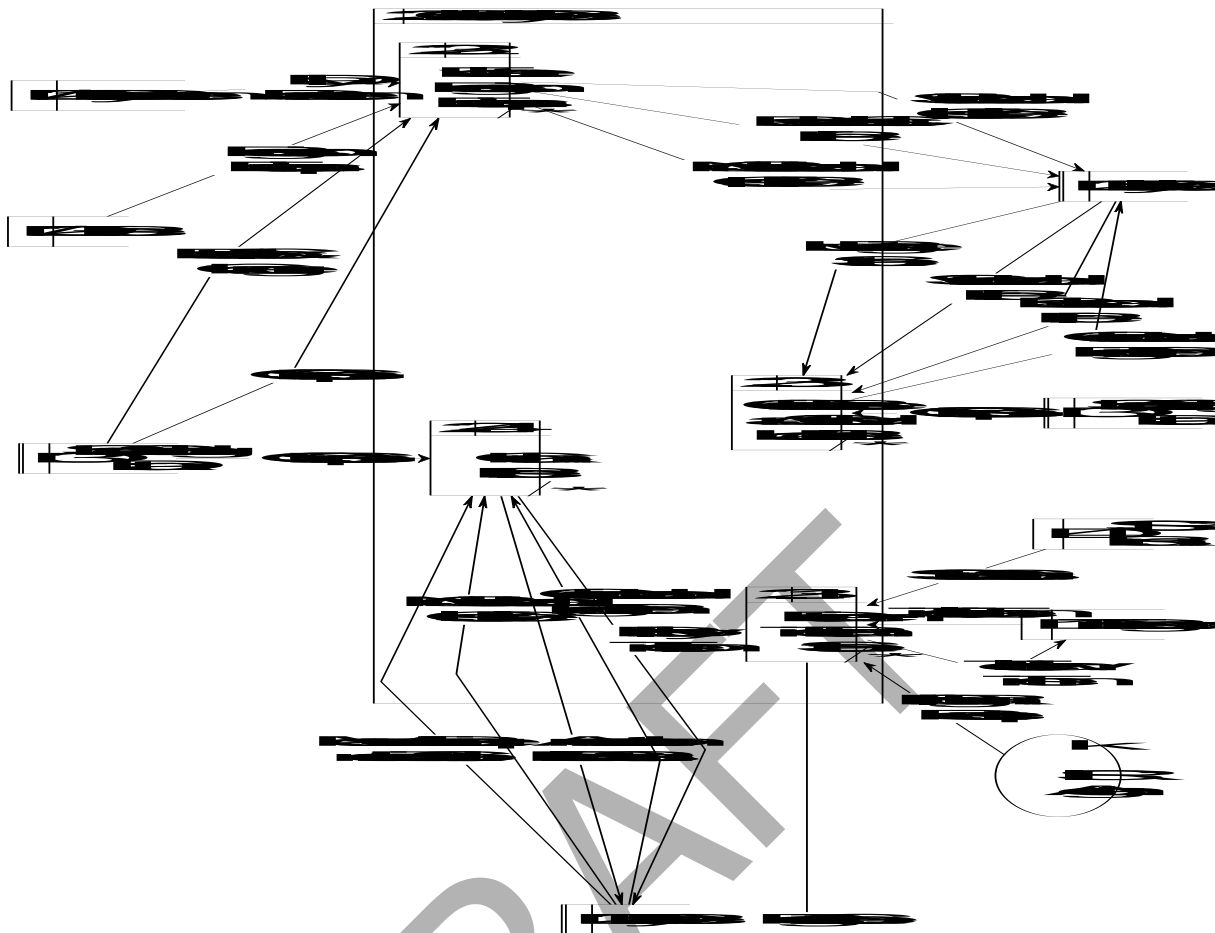
6.2.14.10 Process 2.2.10 - Enter Teleswitch Contact Interval Details

This process will allow the ISR Agent to browse, enter, update or delete details associated with a Teleswitch Contact Interval. Each Teleswitch Contact Interval will be specified in terms of the following attributes:

- i) Tele-switch User Id
- ii) Tele-switch Group Id
- iii) Start Date and Time {Tele-switch Contact Interval}
- iv) End Date and Time {Tele-switch Contact Interval}
- v) Tele-switch Contact Code
- vi) Tele-switch Contact State

Note that this data will normally be loaded from a file prepared by Teleswitch Agent (see process 2.2.6). This manual process is required as a backup, and possibly for minor amendments.

6.2.15 Process 2.3 - Calculate Daily Profiles



6.2.15.1 Process 2.3.1 - Determine Time Pattern State

This process is triggered by a request from the ISR Agent to calculate Profile Coefficients for a Settlement Day. If coefficients have already been calculated for the Settlement Day, the operator will be required to confirm that a recalculation is intended. The system will validate that the Final Initial Settlement Run has not yet taken place for the Settlement Day.

This process will convert the Clock Intervals and Teleswitch Intervals for each Time Pattern Regime into a vector of Period Register On State Indicators for the day.

The following processing will be performed:

6.2.15.1.1 Convert Teleswitch Contact Intervals to Teleswitch Intervals

This process will derive Teleswitch Intervals, i.e. the switching times for each active Settlement register, from the Teleswitch Contact Intervals provided by the Teleswitch Agent.

The processing performed is as follows:

- i) for each Teleswitch Group, identify the Standard Settlement Configuration(s) to which it relates from the set of Standard Settlement Configuration defined on the system;
- ii) identify the Time Pattern Regimes associated with each Standard Settlement Configuration from the set of Teleswitch Time Pattern Regimes defined on the system;
- iii) for each set found:
 - a) retrieve all Teleswitch Contact Intervals for the appropriate Teleswitch Group and Settlement Day;

b) process all these records in chronological order, using the Teleswitch Contact Rules and Teleswitch Register Rules to determine the state of the Time Pattern Regimes after the start of each Teleswitch Contact Interval;

c) store this information on the database as one or more Teleswitch Intervals.

An additional check is made for the erroneous condition where there are no Settlement registers recording consumption for an unrestricted Standard Settlement Configuration, as follows:

- i) for each teleswitched Standard Settlement Configuration, if all Measurement Requirements has its Switched Load Indicator set, then the Standard Settlement Configuration is restricted, otherwise the Standard Settlement Configuration is unrestricted;
- ii) if the Standard Settlement Configuration is unrestricted, then at least one Time Pattern Regime linked to the Standard Settlement Configuration must be switched on in every Settlement Period during the Settlement Day;
- iii) if the validation fails, an exception report is produced.

6.2.15.1.2 Round Clock Intervals and Teleswitch Intervals

This process will be performed for each Standard Settlement Configuration as follows:

Determine the Measurement Requirements and associated Clock Intervals and Teleswitch Intervals for the Standard Settlement Configuration. Consider in chronological order each spot time on which one or more of these Intervals starts or ends.

If the spot time is not a Settlement Period boundary, then determine the following for the set of Intervals 'I' which start or end at that spot time:

- i) the Unrounded Duration UD_i of each Interval, in minutes, prior to any rounding;
- ii) the Rounded Up Duration RUD_i of the Interval after rounding, calculated on the assumption that the spot time is rounded to the following Settlement Period boundary. If the Interval ends on the spot time in question, RUD_i is calculated using the rounded start time, which has already been calculated.

If the Interval starts on the spot time, then the end time has not yet been rounded, and so RUD_i must be calculated on the assumption that the end time will be rounded to the nearest Settlement Period boundary. If the end time is at 15 minutes past the hour, then it must be rounded back to the previous hour; if the end time is at 45 minutes past the hour, then it must be rounded forward to the next hour;

- iii) the Rounded Down Duration RDD_i of the Interval is calculated as for RUD_i , but on the assumption that the spot time is rounded to the previous Settlement Period boundary;

All Interval start and end times which fall on that spot time will then be rounded to the same Settlement Period boundary, according to the following rules:

- i) if the number of Intervals for which $RUD_i < 0$ is less than the number of Intervals for which $RDD_i < 0$, then round to the next Settlement Period boundary.

Conversely, if the number of Intervals for which $RUD_i < 0$ is greater than the number of Intervals for which $RDD_i < 0$, then round to the previous Settlement Period boundary; else;

- ii) if the number of Intervals for which $RUD_i = 0$ is less than the number of Intervals for which $RDD_i = 0$, then round to the next Settlement Period boundary.

Conversely, if the number of Intervals for which $RUD_i = 0$ is greater than the number of Intervals for which $RDD_i = 0$, then round to the previous Settlement Period boundary; else;

- iii) if $\sum_i (RUD_i - UD_i)^2 < \sum_i (RDD_i - UD_i)^2$, then round to the next Settlement Period boundary. Conversely, if $\sum_i (RUD_i - UD_i)^2 > \sum_i (RDD_i - UD_i)^2$, then round to the previous Settlement Period boundary; else;

- iv) round to the previous Settlement Period boundary.

After each spot time has been rounded, check whether any of the Intervals ending at that time now has a duration of zero. If so, advance the end time for that Interval to the next Settlement Period boundary.

6.2.15.1.3 Convert GMT Intervals to Local Time and Process Local Time Intervals during Clock Change Days

This process will take account of whether the Time Pattern Regime is GMT or clock (local) time and will convert GMT times to local half hours. It must also take account of the clock change (long and short) days.

6.2.15.2 Process 2.3.2 - Evaluate Regression Equations

The following processing is to be performed for each GSP Group.

Retrieve the date, day type, Scottish day type, time of sunset and noon effective temperature. Convert the time of sunset to the sunset variable i.e. minutes after 1800 GMT, which may be negative.

Based on the date and Season Id, retrieve the correct set(s) of regression equations for each Profile Class.

For England and Wales GSP Groups, select Regression Coefficients (a) whose Day Type matches the Day Type selected from Settlement Day, and (b) whose Scottish Regression Flag set to "No".

For Scottish GSP Groups, select Regression Coefficients (a) whose Day Type matches the Scottish Day Type selected from Settlement Day and, (b) whose Scottish Regression Flag is set to "Yes" (if the Settlement Date is greater than or equal to the BETTA Start Date, but less than or equal to the BETTA Regression Coefficients End Date), or whose Scottish Regression Flag is set to "No" (in all other cases).

Where Scottish Regression Coefficients (i.e. those with Scottish Regression Flag set to "Yes") are used in a DPP run, an entry will be created in the exception log to indicate this.

There will be one set of forty-eight regression equations for each Profile Class, plus one or more shorter sets for Switched Load Profile Classes. Retrieve also the Group Average Annual Consumption for each profile. (Note that these group averages are provided by the Profile Administrator as an average for all customers in the Profile Class.)

Evaluate each regression equations using the Day of the Week, sunset variable and noon effective temperature. Divide through to convert to Profile Coefficients:

$$\text{Profile Coefficient} = \frac{\text{Evaluated Regression Equation}}{\text{Group Average Annual Consumption} \times 2000}$$

If there is a clock change on the day, the system will manipulate those profiles with length 48 periods to the appropriate length, using the following algorithm:

For additional periods (eg. 25 hour day) use linear interpolation. If the extra hour(s) correspond to periods n to n+m then the profile coefficients (pcs) for these periods will be calculated as follows:

$$pc(n+i) = pc(n-1) + [pc(n+m+1)-pc(n-1)] * (i+1)/(m+2)$$

for $0 \leq i \leq m$.

As an example, if the clocks go back an hour at 2 a.m., the above formula would be used with n=5 and m=1 to derive values for the 5th and 6th Settlement Periods in the day.

The above formula doesn't cope with the clock going back at midnight, because pc(n+m+1) is undefined in this case. In this case, use linear extrapolation rather than linear interpolation, as follows:

$$pc(n+i) = pc(n-1) + [pc(n-1)-pc(n-2)] * (i+1).$$

For missing periods (eg. a 23 hour day), assume the profile coefficients for the remaining hours are unaltered, ie. the missing hour is removed and the profile coefficients for the remaining periods are the same as for a 24 hour day.

Any negative Basic Period Profile Coefficient should be reset to zero and a warning message written on a report to the ISR Agent.

6.2.15.3 Process 2.3.3 - Combine Base and Switched Load Profiles

This process creates a set of Combined Period Profile Coefficients for each combination of:

- i) GSP Group;
- ii) Settlement Day; and
- iii) Valid combination of Standard Settlement Configuration and Profile Class, for a Switched Load Profile Class.

For each of the above combination, a set of Average Fractions of Yearly Consumption (AFYCs) is required. If AFYCs are not available for a particular combination, that combination is omitted from the profiling run.

The algorithm is as follows:

- i) Identify the Valid Measurement Requirement Profile Classes which record the Switched Load. For each Valid Measurement Requirement Profile Class, retrieve the values of Period Time Pattern State Q_{ij} (0 for off, or 1 for on) for each Settlement Period. Perform the following sub-processes:
 - a) Create an unmodified switching pattern for the Switched Load by combining the values of Period Time Pattern State for each Settlement Period Q_{ij} for all the relevant Valid Measurement Requirement Profile Classes. A Settlement Period is considered to be "on" if one or more Period Time Pattern States retrieved is on; an "off" period is when none of the Period Time Pattern States retrieved is "on".
 - b) Create a modified switching pattern for the Switched Load, initially setting it to the same as the unmodified switching pattern, and then modifying it as follows:

Determine if the modified switching pattern satisfies any of the following conditions:

- the Switched Load is "on" for less than two half hours in the Settlement Day;
- the Switched Load is "on" for more than 47 half hours in the Settlement Day;
- the Switched Load is "on" for the entire Settlement Day.

If any of the above conditions are satisfied, then amend the modified switching pattern by applying the following rules:

- in the instance where the Switched Load is "off" all day, switch the first two half hours of the Settlement Day to "on";
- in the instance of where the Switched Load is "on" for only a single half hour, switch the next half hour to "on". If the single half hour is the last half hour, then switch the previous half hour to "on".
- in the instance where the Switched Load is "on" for more than 47 half hours, switch all the half hours after the 47th "on" period to "off";
- in the instance where the Switched Load is "on" all day (given the above case, this could only be on a short day), switch the last half hour to "off".

a) Using the modified switching pattern, label the "on" periods as follows:

- Identify the longest continuous block of "off" periods in the Settlement Date. In the case where the Settlement Day both begins and ends with "off" periods, this should be regarded as a single block for this purpose.
- Label the "on" periods in sequence, numbered from 1 upwards. The numbering usually starts from the first "on" period immediately following the

block of “off” periods identified above. If this block consists of separate periods at the start and end of the Settlement Day, start the numbering with the first “on” period of the Settlement Day. This will provide the total number of Settlement Periods in which any of the switched load registers is on.

- If there is no “off” period in the Settlement Day (i.e. switched load is on throughout the day), start the numbering with the first period of the Settlement Day.
 - If there is more than one continuous block of “off” periods with the same longest duration, identify the longest continuous block of “on” periods in the Settlement Day and start the numbering with the first period of this block.
 - If there is more than one continuous block of “on” periods with the same longest duration, identify the last such block occurring during the Settlement Day and start the numbering with the first period of this block.
- i) Using the modified switching pattern, count the number of “on” periods to obtain the duration, and retrieve the set of Basic Period Profile Coefficients with the same duration. If the Profile Class does not have a profile with the correct duration, then issue a warning message, and do not process this Standard Settlement Configuration further.
 - ii) Calculate a Switched Load Profile Coefficient for the regime by moving Profile Coefficients determined in (ii) into the low register “on” periods using the combined switching pattern and the sequence order determined in (i).
 - iii) Retrieve the set of Basic Period Profile Coefficients for the Base Load (i.e. the profile with the same duration as the Settlement Day itself).
 - iv) Using the modified switching pattern, calculate the fraction H_{pt} of the low register consumption for the regime that can be regarded as Base Load. This fraction is defined as the sum of the Base Load Profile Coefficients in the “on” periods in the Settlement Day, divided by the sum in the “off” periods in the Settlement Day.
 - v) Using the unmodified switching pattern, produce Low and Normal Register profile coefficients for the regime, by combining the Switched Load profile (calculated in iii), and the Base Load profile (calculated in iv), as follows:

In “On” Periods :

$$\begin{aligned} \text{Low Register Profile Coefficient} &= \text{Base Profile} * \text{Base Fraction} + \\ &\quad \text{Switched Profile} * \text{Switched Fraction} \\ \text{Normal Register Profile Coefficient} &= 0 \end{aligned}$$

In “Off” Periods :

$$\begin{aligned} \text{Low Register Profile Coefficient} &= 0 \\ \text{Normal Register Profile Coefficient} &= \text{Base Profile} * \text{Base Fraction} \end{aligned}$$

where the Base Fraction is the fraction of consumption for the regime that is attributable to Base Load, and the Switched Fraction is the fraction attributable to Switched Load. These fractions can be determined in terms of the Average Fractions of Yearly Consumption $AFYC_{pt}$ as follows:

$$\begin{aligned} \text{Base Fraction} &= (1 + H_{pt}) \times \sum_{\text{normal timeslots}} AFYC_{pt} \\ \text{Switched Fraction} &= \left(\sum_{\text{low timeslots}} AFYC_{pt} \right) - H_{pt} \times \sum_{\text{normal timeslots}} AFYC_{pt} \end{aligned}$$

where the normal timeslots are all those occurrences of Valid Measurement Requirement Profile Class which do not have the Switched Load Indicator set, and low timeslots are all those occurrences of Valid Measurement Requirement Profile Class which do have the Switched Load Indicator set.

Any negative Low or Normal Register Profile Coefficient should be reset to zero and a warning message written on a report to the ISR Agent.

6.2.15.4 Process 2.3.4 - Chunk Profiles

This process creates a set of Period Profile Class Coefficients for each combination of:

- i) GSP Group;
- ii) Settlement Day; and
- iii) Valid Measurement Requirement Profile Class.

The algorithm is as follows:

i) Retrieve the Profile Coefficients for the Settlement Day and Profile Class. If the Profile Class has the Switched Load Profile Class Indicator set, the appropriate coefficients are the Normal Register Profile Coefficients or the Low Register Profile Coefficients, depending upon whether the Switched Load Indicator is set for the Valid Measurement Requirement Profile Class. Otherwise, they are the Basic Period Profile Coefficients for the single Profile assigned to the Profile Class.

ii) Retrieve the occurrences of entity Period Time Pattern State, and the associated values of the Period Register On State Indicator, for the Valid Measurement Requirement Profile Class.

iii) For each Settlement Period, calculate the Period Profile Class Coefficients as follows:

$$PPCC_{ptj} = PC_{ptj} * Q_{tj} / AFYC_{pt}$$

iv) where PC_{ptj} are the coefficients determined in (i); Q_{tj} are the Period Register On State Indicators retrieved in (ii); and $AFYC_{pt}$ is the Average Fraction of Yearly Consumption for the Valid Measurement Requirement Profile Class.

v)

6.2.16 Process 2.4 - Produce Profile Reports**6.2.17 Process 2.4.1 - Produce Supplier & DC Profile Reports**

This process will produce the following reports:

- i) A Standing Profile Data report for one or all GSP Groups. Data items are as follows:
For each GSP Group and Profile Class
 GSP Group Id
 Profile Class Id
 Profile Class Description
 Switched Load Profile Class Indicator
For each GSP Group and Profile Class and Profile
 Profile Id
 Profile Description
 Effective From Settlement Date {PROF}
 Effective To Settlement Date {PROF}
For each GSP Group and Profile Class and Profile and Profile Regression Equation Set
 Day Type Id
 Season Id
 Group Average Annual Consumption
 Regression Coefficients x 48
- ii) A Daily Profile Data report for a given Settlement Day and one or all GSP Groups. Data items are as follows:
For each GSP Group
 GSP Group Id
 Time of Sunset
 Actual Noon Temperature
 Effective Noon Temperature
 Sunset Variable
For each GSP Group and Profile

- Profile Class Id
 Profile Id
 for each Settlement Period
 Period Profile Coefficient Value
For each GSP Group and Valid Settlement Configuration Profile Class
 Profile Class Id
 Standard Settlement Configuration Id
 for each Settlement Period
 Normal Register Profile Coefficient
 Low Register Profile Coefficient
For each GSP Group and Valid Measurement Requirement Profile Class
 Profile Class Id
 Standard Settlement Configuration Id
 Time Pattern Regime Id
 for each Settlement Period
 Profile Coefficient Value
 Period Register On State Indicator
- iii) A Standard Settlement Configuration report. Data items are as follows:
For each Valid Settlement Configuration Profile Class
 Profile Class Id
 Profile Class Description
 Switched Load Profile Class Indicator
 Standard Settlement Configuration Id
 Standard Settlement Configuration Description
For each Valid Measurement Requirement Profile Class
 Time Pattern Regime Id
 Switched Load Indicator
 Average Fraction of Yearly Consumption
 GMT Indicator
 Tele-switch/Clock Indicator
 Tele-switch User Id
 Tele-switch Group Id
 Tele-switch Switch Id
For each Clock Interval of each Valid Measurement Requirement Profile Class:
 Day of the Week Id
 Start Day
 Start Month
 End Day
 End Month
 Start Time
 End Time
For each Teleswitch Interval of each Valid Measurement Requirement Profile Class:
 Start Time
 End Time
- iv) A Teleswitch Contact Interval Data report. Data items are as follows:
For each Teleswitch Group:
 Tele-switch User Id
 Tele-switch Group Id
For each Teleswitch Contact Interval:
 Tele-switch Contact Code
 Start Date and Time {Tele-switch Contact Interval}
 End Date and Time {Tele-switch Contact Interval}
 Tele-switch Contact State


By default, Standing Profile Data reports and Standard Settlement Configuration reports will be sent to all Suppliers and Data Collectors. The Daily Profile Data reports will be sent only to Suppliers. The Teleswitch Contact Interval Data report will be generated for all Suppliers, but only distributed to them by the ISR Agent only upon their request.

6.2.18 Process 2.4.2 - Extract Data for EAC Calculator

This process will produce a data file for each Data Collector showing the daily total Profile Coefficient for every Valid Measurement Requirement Profile Class for a given Settlement Day and those GSP Groups to which the Data Collector is appointed. For those GSP Groups excluded from the Profile Production Run, it will include data from the most recent previous extract runs in the extract file. It will also allow the selection of EAC data for a Range of Settlement Days.

It will also allow the ISR Agent to produce a data file for a Data Collector showing the daily total Profile Coefficient for every Valid Measurement Requirement Profile Class for each Settlement Day in a range of Settlement Days, and for a specific GSP Group. This will be used when a new Data Collector is appointed to a MSID in the GSP Group and will be initiated by the ISRA Operator.

DRAFT

6.2.19 Process 2.5 - Enter Profiles**6.2.19.1 Process 2.5.1 - Enter Profile Details**

This process will allow the ISR Agent to enter, update and delete Profile Classes. An indicator will be entered to specify whether or not each Profile Class is a Switched Load Profile Class.

It will also read a file of Profile Classes prepared by the Market Domain Data Agent which will load new Profile Classes and any amendments to existing ones into the system.

The process will also allow one or more profiles to be defined for each Profile Class. A duration in Settlement Periods will be defined for each profile.

The system will validate profile data as follows:

- i) a non Switched Load Profile Class can only have one profile of duration 48 Settlement Periods;
- ii) no Final Initial Settlement Run has yet taken place for the Settlement Date of the Date Effective of the Profile and Profile Class;
- iii) a Switched Load Profile Class must have one profile of duration 48 Settlement Periods, and one or more profiles of duration less than 48 Settlement Periods.

6.2.19.2 Process 2.5.2 - Enter Regression Equations

This process will allow regression equations to be entered for each profile. The following data items will be required for each regression equation;

- i) Profile Class to which it applies;
- ii) season to which it applies;
- iii) effective date;
- iv) regression coefficients for the number of Settlement Periods given by the duration of the profile;
- v) Group Average Annual Consumption (MWh).

The system will validate that no Final Initial Settlement Run has yet taken place for the Settlement Date of the Date Effective of the regression equations.

6.2.20 Process 2.6 – Load Market Domain Data Complete Set

This process loads data from a file containing published Market Domain Data prepared by the Market Domain Data Agent. The file may contain additional details not required by the Supplier Settlement and Reconciliation and Daily Profile Production processes. No automatic deletions will be performed as part of this process.

The incoming data will be validated to ensure:

- Physical Integrity
- The data is from the Electricity Pool originator

If either of these conditions is not satisfied the data file will be rejected and the load will fail. A message is written to a log to indicate that the load has failed. An exception report is generated for the ISR Agent.

Once validated, Settlement Day, Line Loss Factor Class and BM Unit data is processed according to the following:

- i. any amendment affecting a Settlement date for which a Final Initial Settlement Run has occurred must be authorised and, if successful, will generate a Standing Data Audit report;
- ii. any data processing which will update existing data on the system will be recorded as a warning in an exception report;
- iii. counts of the number of record types that are updated and inserted will be recorded in an exception report;
- iv. the file contains details of all existing Settlement Day and Line Loss Factor Class Details defined on the system. A warning will be issued if Settlement Day and Line Loss Factor Class data is missing. These warning messages are reported in the exception report and will not prevent the file from loading.
- v. the processing of the file will continue in the event of file rejection due to a validation failure, with appropriate messages written to the exception report. However, no changes will be applied to the ISRA system.

The following data will be specified in the file for each Settlement Day:

- i. the Settlement Date of the data;
- ii. the Day Type Id associated with the Settlement Day;
- iii. the Season Id specifying the season associated with the Settlement date.

Validation will take place on the Settlement Day data to ensure that the Day Type Id and Season Id values are valid. No other specific validation is performed.

The following data will be specified in the file for each Line Loss Factor Class:

- i. Distributor Id of the Market Participant;
- ii. Market Participant Role Code;
- iii. Line Loss Factor Class Id;
- iv. Metering System Specific Line Loss Factor Class Indicator;
- v. Effective From Settlement Date of the Line Loss Factor Class;
- vi. Effective To Settlement Date of the Line Loss Factor Class.

The following validation will be performed on Line Loss Factor Class data:

- i. The Line Loss Factor Class must belong to a valid distributor.
- ii. If the combination of Line Loss Factor Class and Distributor already exists on the system then the date range for which the new combination is effective must not overlap the date range of the existing combinations.

- iii. Only General Line Loss Factor Classes Import/Export will be loaded (Metering System Specific Line Loss Factor Class Indicator type 'A' and 'C').
- iv. The Effective To Settlement Date must be greater than, or equal to, the Effective From Settlement Date.

If the Effective To Settlement Date is amended to an earlier date and this results in instances of Settlement Period Line Loss Factor falling outside the Effective Period of the Class, a warning message is written to the exception report.

DRAFT

6.3 External Entity Descriptions

ID	Ext. Entity	Description
d	Authorised Temperature Provider	The source for all the temperature data.
a	Distribution Business	The distributor who is responsible for the operation of a distribution network.
c	Electricity Pool	The Electricity Pool of England and Wales.
o	HH Data Aggregator	The system which aggregates meter readings or estimates of meter readings for all half hourly meters and the unmetered supplies which are treated as half hourly meters.
k	ISR Agent	The Pool approved agent responsible for operating the ISRA system.
q	Market Domain Data Agent	The Market Domain Data Agent provides a central point of co-ordination across the 1998 Trading Arrangements. It is responsible for the maintenance and distribution of Market Domain Data.
r	Sunset Provider	The body responsible for providing the time of sunset for each day.
p	Non-HH Data Aggregator	The system which aggregates EACs and AAs for all non half hourly meters and the unmetered supplies which are treated as non half hourly meters.
b	Non-HH Data Collector	An organisation Qualified in accordance with BSCP537 (Reference 21) to periodically collect and process meter readings and derive consumptions. ISRA only interfaces with non half hourly Data Collectors.
g	Settlement Administration Agent	The body responsible for energy allocations and associated systems to allow payments to be made to Trading Parties.
i	Profile Administrator	The Pool approved agent responsible for performing research into patterns of electricity usage.
f	Central Data Collection Agent	The agent responsible for the development and operation of the Central Data Collection systems.
j	Supplier	A supplier of electricity.
e	Teleswitch Agent	The Pool Agent responsible for providing a daily file of Teleswitch contact intervals reflecting the actual Teleswitch messages broadcast by the Central Teleswitch Control Unit to Suppliers' teleswitched metering systems for the day.
h	TUoS	Transmission Use of System. Calculates charges made by the Transmission Company for use of the super grid.

6.4 I/O Descriptions

The table below gives an elementary description of all the data flows into and out of the ISRA system, i.e. between ISRA and its external entities.

The attributes for each flow are listed in the data flow descriptions section of this document.

Data Flow Name	From	To	Comments
Actual GSP Group Take	External entity f Central Data Collection Agent	Process 1.1.1 Validate Settlements Data	The GSP group take for the Settlement Day, as calculated by the SSA, for each half hour of the Settlement Day.
Actual Noon Temperature	External entity k ISR Agent	Process 2.1.3 Calculate Noon Effective Temperature	The arithmetic average of noon temperature as measured at representative weather stations within the GSP Group area.
Average Fraction of Yearly Consumption	External entity k ISR Agent	Process 2.2.8 Specify Average Fraction of Yearly Consumption	The estimated fraction of consumption for a Profile Class and Measurement Requirement used in Profile Production, with the dates on which it is effective.
BM Unit Supplier Take Energy Volume Data File	Process 1.4.13.2 Generate BM Unit Supplier Take Energy Volume Data File	External Entity g Settlement Administration Agent	The Period Supplier Deemed Take for each BM Unit in each Settlement Period.
BM Unit Aggregated Half Hour Data File	External Entity o HH Data Aggregator	Process 1.1.3 Validate HH data	Contains details of half hourly energy volumes broken down by BM Unit.
Calendar Details	External entity k ISR Agent	Process 2.1.2 Enter Calendar Details	Contains details of the Clock Change dates and Day Types.
Changes to aggregator assignments	External entity k ISR Agent	Process 1.3.6 Specify Aggregator for GSP Group	Indicates to SSR which Data Aggregators will be providing data for which Suppliers.
Changes to NHH BM Unit allocations	External Entity k ISR Agent	Process 1.3.8 Assign NHH BM units	Updates the allocation of Valid Settlement Configuration Profile Class to a NHH BM Unit
Changes to BM Unit Details	External entity k ISR Agent External entity q Market Domain Data Agent	Process 1.3.9 Enter BM Units Manually	Updates BM Unit details.
Changes to distributor assignments	External entity k ISR Agent	Process 1.3.5 Specify Distributor for GSP Group	Allocates a Distributor to a GSP Group..
Changes to line loss factor codes	External entity k ISR Agent	Process 1.3.4 Maintain line loss factor codes	Updates to the list of Line Loss Factor Codes that SSR uses for validation.

Data Flow Name	From	To	Comments
Changes to scaling factors	External entity k ISR Agent	Process 1.3.3 Maintain GSP correction scaling factors	Updates to the GSP Group correction scaling factors.
Changes to supplier details	External entity k ISR Agent	Process 1.3.1 Maintain supplier details	Updates to the list of Suppliers for which SSR expects to receive data.
Clock Intervals	External entity k ISR Agent	Process 2.2.5 Enter Clock Intervals	Updates to the Time Pattern Regime details held in SSR.
Daily Profile Data Report	Process 2.4.1 Produce Supplier & DC Profile Reports	External entity j Supplier	A report for Suppliers detailing all of the Daily Profile Class Coefficients produced for the specified Settlement Day.
Daily Profile Total Extract	Process 2.4.2 Extract Data For EAC Calculator	External entity b Non-HH Data Collector	The sum of the daily Profiles for each Settlement Class for the Settlement Day. This is to enable the EAC calculation system to produce Annualised Advances. This extract is run as a one-off when a new DC is appointed to a GSP Group.
Daily Profile Totals	Process 2.4.2 Extract Data For EAC Calculator	External entity b Non-HH Data Collector	The sum of the daily Profiles for each Settlement Class for the Settlement Day. This is to enable the EAC calculation system to produce Annualised Advances.
Data Collector Details	External entity k ISR Agent	Process 2.1.5 Enter Data Collector Details	Changes to the Data Collectors and their appointments to GSP Groups.
Deemed Take Report	Process 1.2.3 Create Deemed Take Report	External entity j Supplier	For each Supplier, this report details their Deemed Take by GSP Group for each half hour as calculated by the most recent SSR run for the Settlement Day.
DUoS Report	Process 1.4.9.5 Produce DUoS Report	External entity j Supplier	
DUoS Report	Process 1.4.9.5 Produce DUoS Report	External entity a Distribution Business	
Extract Request	External entity k ISR Agent	Process 2.4.2 Extract Data For EAC Calculator	

Data Flow Name	From	To	Comments
GSP Group Consumption Totals Report	Process 1.2.5 Create GSP Group Consumption Totals Report	External entity j Supplier	This report contains GSP Group Consumption Totals for consumption component classes both before and after GSP Group correction. This report also contains Total MSID Counts for Consumption Component Classes. It is sent to Suppliers and only contains GSP Groups in which the Supplier was active on the settlement date and consumption component classes for which there was consumption.
GSP Group Details	External entity k ISR Agent	Process 2.1.1 Enter GSP Group Details	Updates to the list of GSP Group Ids processed by this instance of the SSR system and the periods of validity during which they are the responsibility of the ISR Agent.
GSP Group Supplier Assignment	External entity k ISR Agent	Process 1.3.2 Assign Suppliers to GSP Groups	Updates to the relationships between Suppliers and GSP Groups.
HH Demand Report	Process 1.2.2 Create HH Demand Report	External entity j Supplier	A report for each Supplier detailing the aggregated demand for each Consumption Component Class by GSP Group by half hour.
Line Loss Class Factors	External entity a Distribution Business	Process 1.1.2 Validate Line Loss Factors	The Line Loss Factors for each non metering system specific Line Loss Class.
LL Adjusted Aggregated Meter Data	External entity o HH Data Aggregator	Process 1.1.3 Validate HH Data	The aggregated meter readings and estimates as provided by the half hourly Data Collector.
Market Domain Data Complete Set	External entity q Market Domain Data Agent	Process 2.6 Load Market Domain Data Complete Set	The published Market Domain Data, i.e. the complete set of data which defines the environment of the Trading Arrangements.
Pool Market Domain Data	External entity q Market Domain Data Agent	Process 2.2.7 Load Pool Market Domain Data	Data distributed by the Market Domain Data Agent, which is required by ISRA.

Data Flow Name	From	To	Comments
Profile Class Assignments	External entity k ISR Agent	Process 2.2.4 Assign Configurations to Profile Classes	Details of which Standard Settlement Configurations are permitted for a Profile Class, and of the split of annual consumption between the Measurement Requirements.
Profile Class Details	External entity k ISR Agent External entity q Market Domain Data Agent	Process 2.5.1 Enter Profile Details	Details of Profile Classes and their associated Profiles, entered by the ISR Agent, or loaded via a file prepared by the Market Domain Data Agent.
Profiling Run Request	External entity k ISR Agent	Process 2.3.1 Determine Time Pattern State	A request issued to the system by the ISR Agent for daily profiles to be calculated for a Settlement Day.
Regression Equations	External entity i Profile Administrator	Process 2.5.2 Enter Regression Equations	A file of Regression Equations for use in demand profiling, prepared by the Profile Administrator.
Report Parameters	External entity k ISR Agent	Process 1.2.1 Create Supplier Purchase Matrix Report	Identifiers of the GSP Group, Supplier and Settlement Date for which a report is required.
Report Parameters	External entity k ISR Agent	Process 1.2.3 Create Deemed Take Report	Identifiers of the GSP Group, Supplier and Settlement Date for which a report is required.
Report Parameters	External entity k ISR Agent	Process 1.2.2 Create HH Demand Report	Identifiers of the GSP Group, Supplier and Settlement Date for which a report is required.
Report Parameters	External entity k ISR Agent	Process 1.2.4 Create Supplier Purchase Report	Identifiers of the GSP Group, Supplier and Settlement Date for which a report is required.
Report Parameters	External entity k ISR Agent	Process 1.2.5 Create GSP Group Consumption Totals Report	Identifiers of the GSP Group and Settlement Date for which a report is required.
Request for SSR Run	External entity k ISR Agent	Process 1.4.1 Invoke Run	The initiation of an SSR run for a specified Settlement Day.

Data Flow Name	From	To	Comments
Settlement Timetable	External entity k ISR Agent	Process 1.3.7 Maintain Settlement Timetable	Details of the overall Settlement timetable and the Settlement Codes, Planned SSR Run Dates and Payment Dates for each Settlement Date, entered by the ISR Agent.
Settlement Timetable	External entity q Market Domain Data Agent	Process 1.5 Load Settlement Timetable	Details of the overall Settlement timetable and the Settlement Codes, Planned SSR Run Dates and Payment Dates for each Settlement Date loaded from a file prepared by the Market Domain Data Agent.
Standard Configuration Details	External entity k ISR Agent	Process 2.2.1 Enter Settlement Configurations	Details of a Standard Settlement Configuration, entered by the ISR Agent.
Standard Settlement Configuration Report	Process 2.4.1 Produce Supplier & DC Profile Reports	External entity j Supplier	A report for suppliers of the Standard Settlement Configurations in effect on a given Settlement Day.
Standard Settlement Configuration Report	Process 2.4.1 Produce Supplier & DC Profile Reports	External entity b Non-HH Data Collector	A report for suppliers of the Standard Settlement Configurations in effect on a given Settlement Day.
Standing Profile Data Report	Process 2.4.1 Produce Supplier & DC Profile Reports	External entity j Supplier	A report of the Regression Equations used to produce profile data for a given Settlement Day.
Standing Profile Data Report	Process 2.4.1 Produce Supplier & DC Profile Reports	External entity b Non-HH Data Collector	A report of the Regression Equations used to produce profile data for a given Settlement Day.
Supplier BM Unit Report	Process 1.2.7 Create Supplier BM Unit Report	External Entity j Supplier	A report for each Supplier giving details of the Suppliers valid BM Units, GSP Group/BM Unit/PC/SSC mappings, and consumption/generation by BM unit and CCC.
Supplier Purchase Matrix Data	External entity p Non-HH Data Aggregator	Process 1.1.4 Validate SPM Data	Aggregated Estimated Annual Consumptions for a Supplier and GSP Group on a Settlement Day. This data is produced on request by a non-half hourly Data Aggregator.

Data Flow Name	From	To	Comments
Supplier Purchase Matrix Report	Process 1.2.1 Create Supplier Purchase Matrix Report	External entity j Supplier	A report indicating the aggregated Estimated Annual Consumption values used for an SSR Run and Supplier.
Supplier Purchase Report	Process 1.2.4 Create Supplier Purchase Report	External entity j Supplier	A report indicating Supplier Purchases by GSP Group for an SSR Run and Supplier.
Teleswitch Contact Interval Details	External entity k ISR Agent	Process 2.2.10 Enter Teleswitch Contact Intervals	Details of Teleswitch contact intervals, entered by the ISR Agent
Teleswitch Contact Interval Data Report	Process 2.4.1 Produce Supplier & DC Profile Reports	External entity j Supplier	A report of the Teleswitch Contact Intervals used during the DPP run for a given Settlement Day.
Teleswitch Contact Intervals	External entity e Teleswitch Agent	Process 2.2.6 Load Teleswitch Contact Intervals	A file of Teleswitch contact intervals, prepared by the Teleswitch Agent.
Teleswitch Register and Contact Rules	External entity k ISR Agent	Process 2.2.9 Enter Teleswitch Register and Contact Rules	Details of Teleswitch register and contact rules provided by Suppliers, entered by the ISR Agent.
Time of Sunset	External entity r Sunset Provider	Process 2.1.4 Enter Time of Sunset	A file of sunset times for a GSP Group, prepared by the ISR Agent.
Time Pattern Assignments	External entity k ISR Agent	Process 2.2.3 Assign Time Patterns to Configurations	Amendments to the list of Time Pattern Regimes which define a Standard Settlement Configuration, entered by the ISR Agent.
Time Pattern Details	External entity k ISR Agent	Process 2.2.2 Enter Time Patterns	Amendments to the standing Time Pattern Regime data, entered by the ISR Agent.
TUoS Report	Process 1.4.9.4 Produce TUoS Report	External entity h TUoS	A report of Deemed Take required by the TC in order to calculate Transmission Use of System Charges.
<u>BM Unit SVA Gross Demand Data File</u>	<u>Process 6.2.8.3 Produce BM Unit Gross Demand Data File</u>	<u>External entity g Settlement Administration Agent</u>	<u>A report of Gross Demand for each BM Unit required by the SAA for EMR reporting</u>

6.5 Data Flow Descriptions

6.5.1 Actual GSP Group Take

From/To:

External entity f Central Data Collection Agent
to Process 1.1.1 Validate Settlements Data

Data Items:

CDCA Set Number
CDCA Extract Number
GSP Group Id
GSP Group Take
CDCA Settlement Date
Settlement Period Id

6.5.2 Actual HH GSP Group Take

From/To:

Data store D1/1 Trading Day Data
to Process 1.4.9.1 Calc & Apply GSP Group Correction
Data store D1/1 Trading Day Data
to Process 1.4.9 Calculate Deemed Take

Data Items:

GSP Group Id
GSP Group Take
SSA Settlement Date
SSA Settlement Run Number
SSA Settlement Run Type Id
Settlement Period Id

6.5.3 Actual Noon Temperature

From/To:

Data store D2/1 Daily Parameters
to Process 2.1 Enter Parameter Data
External entity k ISR Agent
to Process 2.1.3 Calculate Noon Effective Temperature
Process 2.1.3 Calculate Noon Effective Temperature
to Data store D2/1 Daily Parameters

Data Items:

Actual Noon Temperature
GSP Group Id
Settlement Date

6.5.4 Aggregated Profiled HH Values

From/To:

Process 1.4.8.2 Aggregate Profiled Data
to Data store D1/3 Supplier HH Demand
Process 1.4.8 Profile & Line Loss Adjust SPM
to Data store D1/3 Supplier HH Demand

Data Items:

Aggregated Supplier Consumption
Consumption Component Class Id
Distributor Id
GSP Group Id
Line Loss Factor Class Id
SSR Run Number
Settlement Date
Supplier Id

6.5.5 Aggregated Consumption and Line Loss

From/To:

Data store D1/3 Supplier HH Demand
to Process 1.4 Run SSR

Data Items:

Aggregated Supplier Consumption
Aggregated Supplier Line Loss
Consumption Component Class Id

6.5.6 Aggregated Supplier Take

From/To:

Process 1.4 Run SSR
to Data store D1/4 Supplier Purchases
Process 1.4.9.2 Calculate Deemed Supplier Take
to Data store D1/4 Supplier Purchases

Data Items:

GSP Group Id
SSR Run Number
Settlement Date
Settlement Period Id
Supplier Id
Unadjusted Supplier Deemed Take

6.5.7 Amendment to Profile Run Status

From/To:

Process 2.3 Calculate Daily Profiles
to Data store D2 Daily Profiles
Process 2.3.4 Chunk Profiles
to Data store D2 Daily Profiles

Data Items:

GSP Group Id
Profile Production Run Number
Settlement Date

6.5.8 Average Fraction of Yearly Consumption

From/To:

External entity k ISR Agent
to Process 2.2.8 Specify Average Fraction of Yearly Consumption

Data Items:

Average Fraction of Yearly Consumption
Effective From Settlement Date {AFOYCS}
Effective To Settlement Date {AFOYCS}
GSP Group Id
Profile Class Id
Standard Settlement Configuration Id
Time Pattern Regime Id

6.5.9 Base Load Class Profile

From/To:

Process 2.3.2 Evaluate Regression Equations
to Data store D2 Daily Profiles

Data Items:

Period Profile Coefficient Value
Profile Class Id

Profile Id
 Profile Production Run Number
 Settlement Date
 Settlement Period Id

6.5.10 Base Load Profile

From/To:

Data store D2 Daily Profiles
 to Process 2.3.3 Combine Base and Switched Load Profiles

Data Items:

Period Profile Coefficient Value
 Profile Class Id
 Profile Id
 Settlement Date
 Settlement Period Id

6.5.11 BM Unit Supplier Take Energy Volume Data File

From/To:

Process 1 Supplier Settlement and Reconciliation
 to External entity g Settlement Administration Agent
 Process 1.4 Run SSR
 to External entity g Settlement Administration Agent
 Process 1.4.13.2 Generate BM Unit Supplier Take Energy Volume Data File
 to External entity g Settlement Administration Agent
 Process 1.4.13 Determine Supplier Energy Allocations
 to External entity g Settlement Administration Agent

Data Items

BM Unit Identifier
 CDCA Set Number
 CDCA Settlement Date
 GSP Group
 GSP Group Id
 Period BM Unit Total Allocated Volume
 Run Type Code
 Settlement Code
 Settlement Date
 Settlement Period Id
 SSR Run Date
 SSR Run Number
 Supplier Id

6.5.12 BM Unit Aggregated HH Data File

From/To:

External entity o HH Data Aggregator
 to Process 1 Supplier Settlement and Reconciliation
 External entity o HH Data Aggregator
 to Process 1.1 Marshal Incoming Data
 Process 1.1 Marshal Incoming Data
 to Data store D1/3 Supplier HH Demand
 External entity o HH Data Aggregator
 to Process 1.1.3 Validate HH Data
 Process 1.1.3 Validate HH Data
 to Data store D1/3 Supplier HH Demand

Data Items:

Aggregated BM Unit Energy
 Aggregated BM Unit Line Losses
 BM Unit Id

Consumption Component Class Id
 Data Aggregator HH MSID Count
 GSP Group
 Run Number
 Run Type Code
 Settlement Code
 Settlement Date
 Settlement Period Id
 Supplier Id

6.5.13 BM Unit SVA Gross Demand Data File

From/To:

Process 6.2.8.3 Produce BM Unit Gross Demand Data File
to External entity g Settlement Administration Agent

Data Items

BM Unit Identifier
CDCA Set Number
CDCA Settlement Date
GSP Group
GSP Group Id
BM Unit SVA Gross Demand
Run Type Code
Settlement Code
Settlement Date
Settlement Period Id
SSR Run Date
SSR Run Number
Supplier Id

6.5.136.5.14 Calculation Values

From/To:

Data store D1/3 Supplier HH Demand
 to Process 1.4 Run SSR
 Data store D1/3 Supplier HH Demand
 to Process 1.4 Run SSR

Constituent Data Flows:

Aggregated Profiled HH Values
 GSP Group Corrected HH values

6.5.146.5.15 Calendar Details

From/To:

External entity k ISR Agent
 to Process 2.1.2 Enter Calendar Details

Data Items:

Change Date
 Day Type Id
 GMT Time
 Post Change Local Time
 Season Id

6.5.156.5.16 Changes to aggregator assignments

From/To:

External entity k ISR Agent
 to Process 1.3.6 Specify Aggregator for GSP Group

Data Items:

Data Aggregation Type
 Data Aggregator Id
 Effective From Settlement Date {DAIGG}
 Effective To Settlement Date {DAIGG}
 GSP Group Id
 Supplier Id

~~6.5.16~~**6.5.17** Changes to distributor assignments

From/To:

External entity k ISR Agent
 to Process 1.3.5 Specify Distributor for GSP Group

Data Items:

Distributor Id
 Effective From Settlement Date {GGD}
 Effective To Settlement Date {GGD}
 GSP Group Id

~~6.5.17~~**6.5.18** Changes to BM Unit details

From/To:

External entity k ISR Agent
 to Process 1.3 Update SSR Standing Data
 External entity k ISR Agent
 to Process 1.3.9 Enter BM Units Manually
 External entity q MDD Agent
 to Process 1.3 Update SSR Standing Data

Data Items:

BM Unit Id
 Effective From Settlement Date {BMUIGG}
 GSP Group Id
 Supplier Market Participant Id
 Supplier Market Participant Role Code
 Effective To Settlement Date {BMUIGG}
 Base BM Unit Flag

~~6.5.18~~**6.5.19** Changes to line loss factor codes

From/To:

External entity k ISR Agent
 to Process 1.3.4 Maintain line loss factor codes

Data Items:

Distributor Id
 Effective From Settlement Date {LLFC}
 Line Loss Factor Class Id

~~6.5.19~~**6.5.20** Changes to NHH BM Unit allocations

From/To:

External entity k ISR Agent
 to Process 1.3.8 Assign NHH BM Units

Data Items:

BM Unit Id
 Effective From Settlement Date {BMUIGG}
 Effective From Settlement Date {NHHBMUA}
 Profile Class Id
 Standard Settlement Configuration Id
 Effective From Settlement Date {VSCPC}
 Effective To Settlement Date {NHHBMUA}

6.5.206.5.21 Changes to scaling factors

From/To:

External entity k ISR Agent
to Process 1.3.3 Maintain GSP correction scaling factors

Data Items:

Consumption Component Class Id
Effective From Settlement Date {GGCSF}
GSP Group Correction Scaling Factor

6.5.216.5.22 Changes to supplier details

From/To:

External entity k ISR Agent
to Process 1.3.1 Maintain supplier details

Data Items:

Supplier Id
Supplier Name

6.5.226.5.23 Clock Intervals

From/To:

External entity k ISR Agent
to Process 2.2 Record Time Patterns
External entity k ISR Agent
to Process 2.2.5 Enter Clock Intervals

Data Items:

Day of the Week Id
End Day
End Month
End Time
Start Time
Start Day
Start Month
Time Pattern Regime Id

6.5.236.5.24 Combined Load Regime Profile

From/To:

Process 2.3.3 Combine Base and Switched Load Profiles
to Data store D2 Daily Profiles
Data store D2 Daily Profiles
to Process 2.3.4 Chunk Profiles

Data Items:

Normal Register Profile Coefficient
Low Register Profile Coefficient
Profile Class Id
Profile Id
Profile Production Run Number
Settlement Date
Settlement Period Id

6.5.246.5.25 Daily Data for Reporting

From/To:

Data store D1/1 Trading Day Data
to Process 1.2 Produce SSR Supplier Reports

Constituent Data Flows:

Line Losses for Reporting
SPM Data for Report
GSP Group Takes and Correction Factors

Settlement Period Labels

6.5.256.5.26 **Daily Parameters**

From/To:

Data store D2/1 Daily Parameters
to Process 2.3 Calculate Daily Profiles
Data store D2/1 Daily Parameters
to Process 2.4 Produce Profile Reports
Data store D2/1 Daily Parameters
to Process 2.3.2 Evaluate Regression Equations
Data store D2/1 Daily Parameters
to Process 2.4.1 Produce Supplier & DC Profile Reports

Data Items:

Actual Noon Temperature
Day Type Id
GSP Group Id
Noon Effective Temperature
Season Id
Settlement Date
Time of Sunset

6.5.266.5.27 **Daily Price Data**

This Data Flow is no longer required.

6.5.276.5.28 **Daily Profile Data Report**

From/To:

Process 2.4.1 Produce Supplier & DC Profile Reports
to External entity j Supplier

Data Items:

Actual Noon Temperature
GSP Group Id
Low Register Profile Coefficient
Noon Effective Temperature
Normal Register Profile Coefficient
Period Profile Coefficient Value
Period Register On State Indicator
Profile Class Id
Profile Id
Profile Production Run Number
Standard Settlement Configuration Id
Sunset Variable
Time Pattern Regime Id
Time of Sunset

6.5.286.5.29 **Daily Profile Total Extract**

From/To:

Process 2.4.2 Extract Data For EAC Calculator
to External entity b Non-HH Data Collector

Data Items:

Data Collector Id
Daily Profile Coefficient
GSP Group Id
Profile Class Id
Profile Production Run Number
Settlement Date
Standard Settlement Configuration Id
Time Pattern Regime Id

6.5.296.5.30**Daily Profile Totals**

From/To:

Process 2 Daily Profile Production
to External entity b Non-HH Data Collector
Process 2.4 Produce Profile Reports
to External entity b Non-HH Data Collector
Process 2.4.2 Extract Data For EAC Calculator
to External entity b Non-HH Data Collector

Data Items:

Data Collector Id
Daily Profile Coefficient
GSP Group Id
Profile Class Id
Profile Production Run Number
Settlement Date
Standard Settlement Configuration Id
Time Pattern Regime Id

6.5.306.5.31**Daily Profiles**

From/To:

Data store D2 Daily Profiles
to Process 2.4 Produce Profile Reports
Process 2.3 Calculate Daily Profiles
to Data store D2 Daily Profiles
Data store D2 Daily Profiles
to Process 2.4.1 Produce Supplier & DC Profile Reports
Data store D2 Daily Profiles
to Process 2.4.2 Extract Data For EAC Calculator

Constituent Data Flows:

Base Load Class Profile
Combined Load Regime Profile
Non Switched Load Class Profile
Profiles by Timeslot
Switched Load Class Profile

6.5.316.5.32**Daily Standing Data**

This data flow is no longer used.

6.5.326.5.33**Data Aggregator Assignments**

From/To:

Data store D1/2 SSR Standing Data
to Process 1.4.1 Invoke Run

Data Items:

Data Aggregation Type
Data Aggregator Id
Effective From Settlement Date {DAIGG}
Effective To Settlement Date {DAIGG}
GSP Group Id
Supplier Id

6.5.336.5.34**Data Collector Details**

From/To:

External entity k ISR Agent
to Process 2.1.5 Enter Data Collector Details

Data Items:

Data Collector Id
Data Collector Name

Effective From Date {DCIGG}
Effective To Date {DCIGG}

6.5.346.5.35 Data Collector Registrations

From/To:

Data store D3 Shared Standing Data
to Process 2.4 Produce Profile Reports
Data store D3 Shared Standing Data
to Process 2.4.2 Extract Data For EAC Calculator
Data store D3 Shared Standing Data
to Process 2.4.1 Produce Supplier & DC Profile Reports

Data Items:

Data Collector Id
Data Collector Name

6.5.356.5.36 Dates of Clock Change

From/To:

Data store D3 Shared Standing Data
to Process 1 Supplier Settlement and Reconciliation
Data store D3 Shared Standing Data
to Process 2.3 Calculate Daily Profiles
Data store D3 Shared Standing Data
to Process 2.3.2 Evaluate Regression Equations
Data store D3 Shared Standing Data
to Process 1.1 Marshal Incoming Data
Data store D3 Shared Standing Data
to Process 1.1.1 Validate Settlements Data
Data store D3 Shared Standing Data
to Process 1.1.2 Validate Line Loss Factors
Data store D3 Shared Standing Data
to Process 1.1.3 Validate HH Data

Data Items:

Change Date
GMT Time
Post Change Local Time

6.5.366.5.37 Day Type

From/To:

Process 2.1.2 Enter Calendar Details
to Data store D2/1 Daily Parameters
Process 2.6 Load Market Domain Data Complete Set
to Data store D2/1 Daily Parameters

Data Items:

Day Type Id
Season Id
Settlement Date

6.5.376.5.38 Deemed Supplier Take

From/To:

Data store D1/4 Supplier Purchases
to Process 1.4 Run SSR

Data store D1/4 Supplier Purchases
to Process 1.4.9.4 Produce TUoS Report

Data store D1/4 Supplier Purchases
to Process 1.4.9 Calculate Deemed Take

Data Items:

GSP Group Id
Period Supplier Deemed Take
SSR Run Number
Settlement Date
Settlement Period Id
Supplier Id

~~6.5.38~~6.5.39**Deemed Take for Reporting**

From/To:

Data store D1/4 Supplier Purchases
to Process 1.2 Produce SSR Supplier Reports
Data store D1/4 Supplier Purchases
to Process 1.2.3 Create Deemed Take Report

Data Items:

Aggregated Supplier Consumption
GSP Group Id
Period Supplier Deemed Take
SSR Run Number
Settlement Date
Settlement Period Id
Supplier Id
Unadjusted Supplier Deemed Take

~~6.5.39~~6.5.40**Deemed Take Report**

From/To:

Process 1.2.3 Create Deemed Take Report
to External entity j Supplier

Data Items:

Aggregated Supplier Consumption
Aggregated Supplier Line Loss
Corrected Supplier Consumption
Corrected Supplier Line Loss
GSP Group Correction Factor
GSP Group Id
GSP Group Name
Period Supplier Deemed Take
SSR Run Date
SSR Run Number
SSR Run Type Id
Settlement Code
Settlement Date
Settlement Period Id
Settlement Period Label
Supplier Id
Supplier Name
Supplier Period Weighted Consumption
Total Period NPG Spill
Total Period Weighted Consumption
Unadjusted Supplier Deemed Take

~~6.5.40~~6.5.41**DUoS Report**

From/To:

Process 1 Supplier Settlement and Reconciliation
to External entity a Distribution Business
Process 1.4 Run SSR
to External entity a Distribution Business
Process 1.4 Run SSR

to External entity j Supplier
 Process 1.4.9 Calculate Deemed Take
 to External entity a Distribution Business
 Process 1.4.9 Calculate Deemed Take
 to External entity j Supplier
 Process 1.4.9.5 Produce DUoS Report
 to External entity j Supplier
 Process 1.4.9.5 Produce DUoS Report
 to External entity a Distribution Business

Data Items:

AA/EAC Indicator
 Actual/Estimated Indicator
 Consumption Component Class Id
 Consumption Component Indicator
 Daily Profiled SPM Total Annualised Advance
 Daily Profiled SPM Total EAC
 Data Aggregation Type
 Distributor Id
 Distributor Name
 GSP Group Correction Factor
 GSP Group Correction Scaling Factor
 GSP Group Id
 GSP Group Name
 Line Loss Factor Class Id
 Measurement Quantity Id
 Metered/Unmetered Indicator
 Pool Member Id
 Profile Class Id
 Profiled SPM Consumption (repeating group of 50)
 SPM Default EAC MSID Count
 SPM Total AA MSID Count
 SPM Total Annualised Advance Report Value
 SPM Total All EACs
 SPM Total EAC MSID Count
 SSR Run Date
 SSR Run Number
 SSR Run Type Id
 Settlement Code
 Settlement Code Description
 Settlement Date
 Settlement Period Id
 Settlement Period Label
 Standard Settlement Configuration Id
 Supplier Id
 Supplier Name
 Time Pattern Regime Id

6.5.416.5.42**Existing line loss factor codes**

From/To:

Data store D1/2 SSR Standing Data
 to Process 1.3.4 Maintain line loss factor codes
 Data store D1/2 SSR Standing Data
 to Process 2.6 Load Market Domain Data Complete Set

Data Items:

Distributor Id
 Line Loss Factor Class Id

6.5.426.5.43**Existing scaling factors**

From/To:

Data store D1/2 SSR Standing Data
to Process 1.3.3 Maintain GSP correction scaling factors

Data Items:

Consumption Component Class Id
Effective From Settlement Date {GGCSF}
GSP Group Correction Scaling Factor

6.5.436.5.44 Existing Supplier details

From/To:

Data store D1/2 SSR Standing Data
to Process 1.3.1 Maintain supplier details
Data store D1/2 SSR Standing Data
to Process 1.3.2 Assign Suppliers to GSP Groups
Data store D1/2 SSR Standing Data
to Process 1.3.8 Assign NHH BM Units
Data store D1/2 SSR Standing Data
to Process 1.3.9 Enter BM Units Manually

Data Items:

Supplier Id
Supplier Name

6.5.446.5.45 Extract Request

From/To:

External entity k ISR Agent
to Process 2.4.2 Extract Data For EAC Calculator
External entity k ISR Agent
to Process 2.4 Produce Profile Reports

Data Items:

Data Collector Id
GSP Group Id
Settlement Date

6.5.456.5.46 GSP Correction Factors

From/To:

Process 1.4 Run SSR
to Data store D1/1 Trading Day Data
Process 1.4.9.1 Calc & Apply GSP Group Correction
to Data store D1/1 Trading Day Data
Process 1.4.9 Calculate Deemed Take
to Data store D1/1 Trading Day Data

Data Items:

Consumption Component Class Id
GSP Group Correction Factor
GSP Group Id
SSR Run Date
SSR Run Number
Settlement Period Id

6.5.466.5.47 GSP Group Assignments

From/To:

External entity j Supplier
to External entity k ISR Agent

Constituent Data Flows:

Changes to aggregator assignments
Data Collector Details
GSP Group Supplier Assignment

6.5.476.5.48**GSP Group Codes**

From/To:

Data store D3 Shared Standing Data
to Process 1 Supplier Settlement and Reconciliation
Data store D3 Shared Standing Data
to Process 1.1 Marshal Incoming Data
Data store D3 Shared Standing Data
to Process 1.3 Update SSR Standing Data
Data store D3 Shared Standing Data
to Process 1.1.3 Validate HH Data
Data store D3 Shared Standing Data
to Process 1.1.1 Validate Settlements Data
Data store D3 Shared Standing Data
to Process 1.1.4 Validate SPM Data
Data store D3 Shared Standing Data
to Process 1.3.2 Assign Suppliers to GSP Groups

Data Items:

GSP Group Id

6.5.486.5.49**GSP Group Consumption Totals For Reporting**

From/To:

Data store D1/3 Supplier HH Demand
to Process 1.2.5 Create GSP Group Consumption Totals Report
Data store D1/3 Supplier HH Demand
to Process 1.2 Produce Supplier Reports

Data Items:

Aggregated Supplier Consumption
Aggregated Supplier Line Loss
Corrected Supplier Consumption
Corrected Supplier Line Loss
Supplier Id
MSID Count

6.5.496.5.50**GSP Group Consumption Totals Report**

From/To:

Process 1.2.5 Create GSP Group Consumption Totals Report
to External entity j Supplier

Data Items:

AA/EAC Indicator
Actual/Estimated Indicator
Aggregated Supplier Consumption
Aggregated Supplier Line Loss
Consumption Component Class Id
Consumption Component Indicator
Corrected Supplier Consumption
Corrected Supplier Line Loss
Data Aggregation Type
GSP Group Correction Scaling Factor
GSP Group Id
GSP Group Name
Measurement Quantity Id
Metered/Unmetered Indicator
SSR Run Date
SSR Run Number
SSR Run Type Id
Settlement Code
Settlement Date
Settlement Period Id

Settlement Period Label
 Supplier Id
 Supplier Name
 MSID Count

~~6.5.506.5.51~~ **GSP Group Corrected HH values**

From/To:

Process 1.4.9.1 Calc & Apply GSP Group Correction
 to Data store D1/3 Supplier HH Demand
 Data store D1/3 Supplier HH Demand
 to Process 1.4.9.2 Calculate Deemed Supplier Take
 Data store D1/3 Supplier HH Demand
 to Process 1.4.9 Calculate Deemed Take

Data Items:

Consumption Component Class Id
 Corrected Supplier Consumption
 Corrected Supplier Line Loss
 SSR Run Number
 Settlement Date
 Settlement Period Id
 Supplier Id

~~6.5.516.5.52~~ **GSP Group Correction Scaling Weights**

From/To:

Data store D1/2 SSR Standing Data
 to Process 1.4.9.1 Calc & Apply GSP Group Correction

Data store D1/2 SSR Standing Data
 to Process 1.4.9 Calculate Deemed Take

Data store D1/2 SSR Standing Data
 to Process 1.2 Produce SSR Supplier Reports

Data Items:

Consumption Component Class Id
 GSP Group Correction Scaling Factor

~~6.5.526.5.53~~ **GSP Group Details**

From/To:

External entity k ISR Agent
 to Process 2.1.1 Enter GSP Group Details

Data Items:

GSP Group Id

~~6.5.536.5.54~~ **GSP Group Name**

From/To:

Data store D3 Shared Standing Data
 to Process 1 Supplier Settlement and Reconciliation
 Data store D3 Shared Standing Data
 to Process 1.2.5 Create GSP Group Consumption Totals Report

Data store D3 Shared Standing Data
 to Process 1.2 Produce SSR Supplier Reports

Data Items:

GSP Group Name

~~6.5.546.5.55~~ **GSP Group Purchases**

This Data Flow is no longer used.

6.5.556.5.56 GSP Group Supplier Assignment

From/To:
 External entity k ISR Agent
 to Process 1.3.2 Assign Suppliers to GSP Groups

Data Items:
 Effective From Settlement Date {SIGG}
 Effective To Settlement Date {SIGG}
 GSP Group Id
 Supplier Id

6.5.566.5.57 GSP Group Takes

From/To:
 Data store D1/1 Trading Day Data
 to Process 1.1 Marshal Incoming Data

Data Items:
 GSP Group Take
 GSP Group Id
 Settlement Period Id
 Settlement Date
 Timestamp

6.5.576.5.58 GSP Groups

From/To:
 Data store D3 Shared Standing Data
 to Process 2.3 Calculate Daily Profiles
 Data store D3 Shared Standing Data
 to Process 2.3.2 Evaluate Regression Equations
 Data store D3 Shared Standing Data
 to Process 2.3.4 Chunk Profiles
 Data store D3 Shared Standing Data
 to Process 2.3.3 Combine Base and Switched Load Profiles

Data Items:
 GSP Group Id

6.5.586.5.59 GSP Groups For Reporting

From/To:
 Data store D1/2 SSR Standing Data
 to Process 1.2.5 Create GSP Group Consumption Totals Report
 Data store D1/2 SSR Standing Data
 to Process 1.2 Produce SSR Supplier Reports

Data Items:
 GSP Group Id
 GSP Group Correction Scaling Factor

6.5.596.5.60 HH Demand Report

From/To:
 Process 1.2.2 Create HH Demand Report
 to External entity j Supplier

Data Items:
 AA/EAC Indicator
 Actual/Estimated Indicator
 Aggregated Supplier Consumption
 Aggregated Supplier Line Loss
 CDCS Extract Number
 Consumption Component Class Id
 Consumption Component Indicator
 Corrected Supplier Consumption

Corrected Supplier Line Loss
Data Aggregation Type
Data Aggregator HH MSID Count
Data Aggregator Id
Data Aggregator Name
Distributor Id
GSP Group Correction Scaling Factor
GSP Group Id
GSP Group Name
Measurement Quantity Id
Metered/Unmetered Indicator
SSR Run Date
SSR Run Number
SSR Run Type Id
Settlement Code
Settlement Date
Settlement Period Id
Settlement Period Label
Supplier Id
Supplier Name

6.5.606.5.61**HH Values by Supplier**

From/To:

Data store D1/3 Supplier HH Demand
to Process 1.4 Run SSR
Data store D1/3 Supplier HH Demand
to Process 1.2 Produce SSR Supplier Reports
Data store D1/3 Supplier HH Demand
to Process 1.4.9.1 Calc & Apply GSP Group Correction
Data store D1/3 Supplier HH Demand
to Process 1.4.9 Calculate Deemed Take

Data Items:

Aggregated Supplier Consumption
Aggregated Supplier Line Loss
Consumption Component Class Id
GSP Group Id
SSR Run Number
Settlement Date
Settlement Period Id

6.5.616.5.62**Line Loss Class Factors**

From/To:

External entity a Distribution Business
to Process 1 Supplier Settlement and Reconciliation
External entity a Distribution Business
to Process 1.1 Marshal Incoming Data
External entity a Distribution Business
to Process 1.1.2 Validate Line Loss Factors

Data Items:

Distributor Id
Line Loss Factor
Line Loss Factor Class Id
Settlement Date
Settlement Period Id

6.5.626.5.63**Line Loss Class Id**

From/To:

Data store D1/2 SSR Standing Data

to Process 1.1.2 Validate Line Loss Factors
 Data store D1/2 SSR Standing Data
 to Process 1.1.4 Validate SPM Data

Data Items:

Distributor Id
 Line Loss Factor Class Id

~~6.5.63~~6.5.64**Line Loss Factors for Trading Day**

From/To:

Data store D1/1 Trading Day Data
 to Process 1.4.8.3 Adjust for Line Losses
 Data store D1/1 Trading Day Data
 to Process 1.4.8 Profile & Line Loss Adjust SPM

Data Items:

Distributor Id
 Line Loss Factor
 Line Loss Factor Class Id
 Settlement Date
 Settlement Period Id

~~6.5.64~~6.5.65**Line Losses for Reporting**

From/To:

Data store D1/1 Trading Day Data
 to Process 1.2.2 Create HH Demand Report

Data Items:

Distributor Id
 Line Loss Factor
 Line Loss Factor Class Id
 Settlement Date
 Settlement Period Id
 Settlement Period Label

~~6.5.65~~6.5.66**LL Adjusted Aggregated Meter Data**

From/To:

External entity o HH Data Aggregator
 to Process 1 Supplier Settlement and Reconciliation
 External entity o HH Data Aggregator
 to Process 1.1 Marshal Incoming Data
 Process 1.1 Marshal Incoming Data
 to Data store D1/3 Supplier HH Demand
 External entity o HH Data Aggregator
 to Process 1.1.3 Validate HH Data
 Process 1.1.3 Validate HH Data
 to Data store D1/3 Supplier HH Demand

Data Items:

Aggregated Supplier Consumption
 Aggregated Supplier Line Loss
 Consumption Component Class Id
 Data Aggregation Run Number
 Data Aggregation Type
 Data Aggregator HH MSID Count
 Data Aggregator Id
 GSP Group Id
 Settlement Code
 Settlement Date
 Settlement Period Id
 Supplier Id

6.5-666.5.67**LL Adjusted HH Profiled Values**

From/To:

Process 1.4 Run SSR
to Data store D1/3 Supplier HH Demand
Process 1.4.8.3 Adjust for Line Losses
to Data store D1/3 Supplier HH Demand
Process 1.4.8 Profile & Line Loss Adjust SPM
to Data store D1/3 Supplier HH Demand

Data Items:

Aggregated Supplier Consumption
Aggregated Supplier Line Loss
Consumption Component Class Id
GSP Group Id
SSR Run Number
Settlement Date
Supplier Id

6.5-676.5.68**Low Register State**

From/To:

Data store D2 Daily Profiles
to Process 2.3.3 Combine Base and Switched Load Profiles

Data Items:

Period Register On State Indicator
Settlement Date
Settlement Period Id
Time Pattern Regime Id

6.5-686.5.69**Market Domain Data**

From/To:

External entity q Market Domain Data Agent
to External entity k ISR Agent

Constituent Data Flows:

Clock Intervals
Calendar Details
GSP Group Details
Profile Class Details
Standing Configuration Data
Changes to distributor assignments
Changes to line loss factor codes
Changes to scaling factors
Changes to supplier details
Settlement Timetable
Teleswitch Register and Contact Rules

6.5-696.5.70**Market Domain Data Complete Set**

From/To:

External entity q Market Domain Data Agent
to Process 2 Daily Profile Production
External entity q Market Domain Data Agent
to Process 2.6 Load Market Domain Data Complete Set

Data Items:

Day Type Id
Distributor Id
Effective From Settlement Date {LLFC}
Effective To Settlement Date {LLFC}
Line Loss Factor Class Id
Market Participant Role Code
Metering System Specific Line Loss Factor Class Id

Settlement Date
Season Id

6.5.706.5.71 Measurement Requirement Period State

From/To:
Data store D2 Daily Profiles
to Process 2.3.4 Chunk Profiles

Data Items:
Period Register On State Indicator
Settlement Date
Settlement Period Id
Time Pattern Regime Id

6.5.716.5.72 NHH BM Unit Allocations

From/To:
Data Store D1/2 SSR Standing Data
To Process 1.2.7 Create Supplier BM Unit Report

Data Items:
BM Unit Id
Effective From Settlement Date {BMUIGG}
Effective From Settlement Date {NHHBMUA}
Profile Class Id
Standard Settlement Configuration Id
Effective From Settlement Date {VSCPC}
Effective To Settlement Date {NHHBMUA}

6.5.726.5.73 Non Switched Load Class Profile

From/To:
Process 2.3.2 Evaluate Regression Equations
to Data store D2 Daily Profiles
Data store D2 Daily Profiles
to Process 2.3.4 Chunk Profiles

Data Items:
Period Profile Coefficient Value
Profile Class Id
Profile Id
Profile Production Run Number
Settlement Date
Settlement Period Id

6.5.736.5.74 Noon Effective Temperature

From/To:
Process 2.1.3 Calculate Noon Effective Temperature
to Data store D2/1 Daily Parameters

Data Items:
GSP Group Id
Noon Effective Temperature
Settlement Date

6.5.746.5.75 Parameter Changes

From/To:
External entity k ISR Agent
to Process 2.1 Enter Parameter Data

Constituent Data Flows:
Actual Noon Temperature
Calendar Details
Data Collector Details

GSP Group Details

6.5.75~~6.5.76~~ **Period Profile Data**

From/To:
 Data store D2 Daily Profiles
 to Process 2.3 Calculate Daily Profiles

Constituent Data Flows:
 Base Load Profile
 Low Register State
 Measurement Requirement Period State
 Switched Load Profile

6.5.76~~6.5.77~~ **Pool Market Domain Data**

From/To:
 External entity q Market Domain Data Agent
 to Process 2 Daily Profile Production
 External entity q Market Domain Data Agent
 to Process 2.2 Record Time Patterns
 External entity q Market Domain Data Agent
 to Process 2.2.7 Load Pool Market Domain Data

Data Items:
 Average Fraction of Yearly Consumption
 Day of the Week Id
 Effective From Settlement Date {AFOYCS}
 Effective From Settlement Date {VSCPC}
 Effective To Settlement Date {AFOYCS}
 Effective To Settlement Date {VSCPC}
 End Day
 End Month
 End Time
 Start Time
 GMT Indicator
 GSP Group Id

 Profile Class Id
 Standard Settlement Configuration Desc
 Standard Settlement Configuration Id
 Standard Settlement Configuration Type
 Start Day
 Start Month
 Switched Load Indicator
 Tele-switch Contact Code
 Tele-switch Contact Rule
 Tele-switch Group Id
 Tele-switch Register Rule Id
 Tele-switch User Id
 Tele-switch/Clock Indicator
 Time Pattern Regime Id

6.5.77~~6.5.78~~ **Profile Class Assignments**

From/To:
 External entity k ISR Agent
 to Process 2.2.4 Assign Configurations to Profile Classes

Data Items:
 Profile Class Id
 Standard Settlement Configuration Id
 Switched Load Indicator
 Time Pattern Regime Id

6.5.786.5.79**Profile Class Details**

From/To:

External entity k ISR Agent
to Process 2.5 Enter Profiles
External entity k ISR Agent
to Process 2.5.1 Enter Profile Details

External entity q Market Domain Data Agent
to Process 2 Daily Profile Production

External entity q Market Domain Data Agent
to Process 2.5 Enter Profiles

External entity q Market Domain Data Agent
to Process 2.5.1 Enter Profile Details

Data Items:

Profile Class Description
Profile Class Id
Profile Description
Profile Id
Profile Settlement Periods
Effective From Settlement Date {PROF}
Effective To Settlement Date {PROF}
Switched Load Profile Class Ind

6.5.796.5.80 **Profile Run Status**

From/To:

Data store D2 Daily Profiles
to Process 1 Supplier Settlement and Reconciliation

Data store D2 Daily Profiles
to Process 1.4 Run SSR

Data store D2 Daily Profiles
to Process 1.4.1 Invoke Run

Data Items:

GSP Group Id
Profile Production Run Number
Settlement Date

6.5.806.5.81**Profiled SPM Data**

From/To:

Process 1.4.8.1 Profile SPM data
to Data store D1/3 Supplier HH Demand

Data store D1/3 Supplier HH Demand
to Process 1.4.8.2 Aggregate Profiled Data

Process 1.4.8 Profile & Line Loss Adjust SPM
to Data store D1/3 Supplier HH Demand

Process 1.4 Run SSR
to Data store D1/3 Supplier HH Demand

Data store D1/3 Supplier HH Demand
to Process 1.4.9 Calculate Deemed Take

Data store D1/3 Supplier HH Demand
to Process 1.4.9.5 Produce DUoS Report

Data store D1/3 Supplier HH Demand
to Process 1.4.8.3 Adjust for Line Losses

Data Items:

Distributor Id
GSP Group Id
Line Loss Factor Class Id
Measurement Quantity Id
Profile Class Id
Profiled SPM Total Annualised Advance

Profiled SPM Total EAC
 Profiled SPM Total Unmetered Consumption
 SSR Run Number
 Settlement Date
 Standard Settlement Configuration Id
 Supplier Id
 Time Pattern Regime Id

~~6.5.81~~6.5.82 Profiles by Time Pattern

From/To:

Data store D2 Daily Profiles
 to Process 1 Supplier Settlement and Reconciliation
 Data store D2 Daily Profiles
 to Process 1.4 Run SSR
 Data store D2 Daily Profiles
 to Process 1.4.8.1 Profile SPM data
 Data store D2 Daily Profiles
 to Process 1.4.8 Profile & Line Loss Adjust SPM

Data Items:

GSP Group Id
 Period Profile Coefficient Value
 Profile Class Id
 Settlement Date
 Settlement Period Id
 Standard Settlement Configuration Id
 Time Pattern Regime Id

~~6.5.82~~6.5.83 Profiles by Timeslot

From/To:

Process 2.3.4 Chunk Profiles
 to Data store D2 Daily Profiles

Data Items:

GSP Group Id
 Measurement Quantity Id
 Period Profile Coefficient Value
 Profile Production Run Number
 Settlement Date
 Settlement Period Id
 Time Pattern Regime Id

~~6.5.83~~6.5.84 Profiling Data

From/To:

External entity k ISR Agent
 to Process 2 Daily Profile Production

Constituent Data Flows:

Clock Intervals
 Extract Request
 Parameter Changes
 Profile Class Details
 Profiling Run Request
 Standing Configuration Data
 Teleswitch Contact Interval Details

~~6.5.84~~6.5.85 Profiling Reports

From/To:

Process 2 Daily Profile Production
 to External entity j Supplier
 Process 2.4 Produce Profile Reports

to External entity j Supplier
Constituent Data Flows:
Daily Profile Data Report
Standard Settlement Configuration Report
Standing Profile Data Report
Teleswitch Contact Interval Data Report

6.5.856.5.86 Profiling Run Request

From/To:
External entity k ISR Agent
to Process 2.3 Calculate Daily Profiles
External entity k ISR Agent
to Process 2.3.1 Determine Time Pattern State
Data Items:
Settlement Date
GSP Group Id

6.5.866.5.87 Profiling & line loss Data

From/To:
Data store D1/1 Trading Day Data
to Process 1.4 Run SSR
Constituent Data Flows:
Line Loss Factors for Trading Day
SPM data for trading day

6.5.876.5.88 Regime Identifiers

From/To:
Data store D1 Time Regimes
to Process 1 Supplier Settlement and Reconciliation
Data store D1 Time Regimes
to Process 1.1 Marshal Incoming Data
Data store D1 Time Regimes
to Process 1.1.4 Validate SPM Data
Data Items:
Profile Class Id
Standard Settlement Configuration Id
Time Pattern Regime Id

6.5.886.5.89 Register State

From/To:
Process 2.3 Calculate Daily Profiles
to Data store D2 Daily Profiles
Process 2.3.1 Determine Time Pattern State
to Data store D2 Daily Profiles
Data Items:
Period Register On State Indicator
Settlement Date
Settlement Period Id
Time Pattern Regime Id

6.5.896.5.90 Regression Equations

From/To:
External entity i Profile Administrator
to Process 2 Daily Profile Production
External entity i Profile Administrator
to Process 2.5 Enter Profiles

Data store D2/3 Profiles
 to Process 2.3 Calculate Daily Profiles
 Data store D2/3 Profiles
 to Process 2.4 Produce Profile Reports
 Data store D2/3 Profiles
 to Process 2.3.2 Evaluate Regression Equations
 Data store D2/3 Profiles
 to Process 2.4.1 Produce Supplier & DC Profile Reports
 External entity i Profile Administrator
 to Process 2.5.2 Enter Regression Equations

Data Items:

Day Type Id
 Effective From Settlement Date {PSET}
 GSP Group Id
 Group Average Annual Consumption
 Profile Class Id
 Profile Id
 Regression Coefficient
 Regression Coefficient Type
 Season Id
 Settlement Period Id

6.5.906.5.91**Report Parameters**

From/To:

External entity k ISR Agent
 to Process 1 Supplier Settlement and Reconciliation
 External entity j Supplier
 to External entity k ISR Agent
 External entity k ISR Agent
 to Process 1.2 Produce SSR Supplier Reports
 External entity k ISR Agent
 to Process 1.2.1 Create Supplier Purchase Matrix Report
 External entity k ISR Agent
 to Process 1.2.3 Create Deemed Take Report
 External entity k ISR Agent
 to Process 1.2.2 Create HH Demand Report
 External entity k ISR Agent
 to Process 1.2.4 Create Supplier Purchase Report
 External entity k ISR Agent
 to Process 1.2.5 Create GSP Group Consumption Totals Report

Data Items:

GSP Group Id
 Settlement Date
 Supplier Id

6.5.916.5.92**Request for SSR Run**

From/To:

External entity k ISR Agent
 to Process 1 Supplier Settlement and Reconciliation
 External entity k ISR Agent
 to Process 1.4 Run SSR
 External entity k ISR Agent
 to Process 1.4.1 Invoke Run

Data Items:

Data	Aggregation	Run	Number
Data	Aggregation Type		
Data	Aggregator		Id
GSP Group Id			
SSA Settlement Run Number			

SSA Settlement Run Type Id
SSR Run Type Id
Settlement Code
Settlement Date

~~6.5.926.5.93~~ **Sett Period Profile Data**

From/To:
Data store D2 Daily Profiles
to Process 2 Daily Profile Production
Constituent Data Flows:
Daily Profiles
Period Profile Data

~~6.5.936.5.94~~ **Settlement classes**

From/To:
Data store D1/2 SSR Standing Data
to Process 1.1 Marshal Incoming Data

~~6.5.946.5.95~~ **Settlement Data**

From/To:
External entity f Settlements Systems Administrator
to Process 1 Supplier Settlement and Reconciliation
External entity f Settlements Systems Administrator
to Process 1.1 Marshal Incoming Data
Constituent Data Flows:
Actual GSP Group Take

~~6.5.956.5.96~~ **Settlement Data for Run**

From/To:
Data store D1/1 Trading Day Data
to Process 1.4 Run SSR
Constituent Data Flows:
Actual HH GSP Group Take
Daily Price Data
SPM Totals for Trading Day

~~6.5.966.5.97~~ **Settlement Period Labels**

From/To:
Data store D1/1 Trading Day Data
to Process 1.2.3 Create Deemed Take Report
Data store D1/1 Trading Day Data
to Process 1.2.5 Create GSP Group Consumption Totals Report
Data Items:
Settlement Date
Settlement Period Id
Settlement Period Label

~~6.5.976.5.98~~ **Settlement Period Profile Data**

From/To:
Process 2 Daily Profile Production
to Data store D2 Daily Profiles
Constituent Data Flows:
Amendment to Profile Run Status
Register State

~~6.5.986.5.99~~ Settlement Timetable

From/To:

External entity q Market Domain Data Agent
to Process 1 Supplier Settlement and Reconciliation
External entity k ISR Agent
to Process 1.3.7 Maintain Settlement Timetable
External entity q Market Domain Data Agent
to Process 1.5 Load Settlement Timetable

Data Items:

Settlement Code
Settlement Date
Planned SSR Run Date
Payment Date

~~6.5.996.5.100~~ Shared Standing Data

From/To:

Data store D3 Shared Standing Data
to Process 2 Daily Profile Production

Constituent Data Flows:

Data Collector Registrations
Dates of Clock Change
GSP Groups

~~6.5.1006.5.101~~ [Split] Pool Funds Report

This Data Flow is no longer required. It is replaced by the BM Unit Supplier Take Energy Volume Data File.

~~6.5.1016.5.102~~ SPM Data for Report

From/To:

Data store D1/1 Trading Day Data
to Process 1.2.1 Create Supplier Purchase Matrix Report

Data Items:

Distributor Id
GSP Group Id
Line Loss Factor Class Id
Measurement Quantity Id
Profile Class Id
SPM Total Annualised Advance
SPM Total EAC
SPM Total Unmetered Consumption
Settlement Date
Standard Settlement Configuration Id
Supplier Id
Time Pattern Regime Id

~~6.5.1026.5.103~~ SPM data for trading day

From/To:

Data store D1/1 Trading Day Data
to Process 1.4.8.1 Profile SPM data
Data store D1/1 Trading Day Data
to Process 1.4.8 Profile & Line Loss Adjust SPM

Data Items:

Data Aggregator Id
Distributor Id
GSP Group Id
Line Loss Factor Class Id
Measurement Quantity Id

Profile Class Id
 SPM Total Annualised Advance
 SPM Total EAC
 SPM Total Unmetered Consumption
 SSR Run Number
 Settlement Date
 Standard Settlement Configuration Id
 Supplier Id
 Time Pattern Regime Id

~~6.5.103~~**6.5.104****SPM Totals for Trading Day**

From/To:

Data store D1/1 Trading Day Data
 to Process 1.4.9 Calculate Deemed Take
 Data store D1/1 Trading Day Data
 to Process 1.4.9.5 Produce DUoS Report

Data Items:

Line Loss Factor
 SPM Total AA MSID Count
 SPM Total Annualised Advance
 SPM Total EAC
 SPM Total EAC MSID Count
 SPM Total Unmetered Consumption
 SPM Total Unmetered MSID Count

~~6.5.104~~**6.5.105****SSR Reports**

From/To:

Process 1 Supplier Settlement and Reconciliation
 to External entity j Supplier
 Process 1.2 Produce SSR Supplier Reports
 to External entity j Supplier

Data Items:

Aggregated Supplier Consumption
 Aggregated Supplier Line Loss
 Corrected Supplier Consumption
 Corrected Supplier Line Loss
 Distributor Id
 GSP Group Correction Factor
 GSP Group Correction Scaling Factor
 GSP Group Id
 Line Loss Factor
 Line Loss Factor Class Id
 Measurement Quantity Id
 Pool Selling Price
 Profile Class Id
 SSR Run Date
 SSR Run Number
 SSR Run Type Id
 Settlement Date
 Settlement Period Id
 Settlement Period Label
 Supplier Id
 Supplier Name
 Transmission Loss Multiplier
 Transmission Losses Reconciliation Multiplier

Constituent Data Flows:

DUoS Report
 Deemed Take Report
 HH Demand Report

Supplier Purchase Matrix Report
 Supplier Purchase Report
 GSP Group Consumption Totals Report

6.5.1056.5.106**SSR Run Status**

From/To:

Process 1 Supplier Settlement and Reconciliation
 to Data store D4 SSR Runs
 Data store D4 SSR Runs
 to Process 2 Daily Profile Production
 Data store D4 SSR Runs
 to Process 2.2 Record Time Patterns
 Data store D4 SSR Runs
 to Process 2.1 Enter Parameter Data
 Data store D4 SSR Runs
 to Process 2.3 Calculate Daily Profiles
 Data store D4 SSR Runs
 to Process 2.5 Enter Profiles
 Data store D4 SSR Runs
 to Process 2.3.1 Determine Time Pattern State
 Data store D4 SSR Runs
 to Process 2.1.4 Enter Time of Sunset
 Data store D4 SSR Runs
 to Process 2.1.3 Calculate Noon Effective Temperature
 Data store D4 SSR Runs
 to Process 2.1.2 Enter Calendar Details
 Data store D4 SSR Runs
 to Process 2.2.1 Enter Settlement Configurations
 Data store D4 SSR Runs
 to Process 2.2.4 Assign Configurations to Profile Classes
 Data store D4 SSR Runs
 to Process 2.2.7 Load Pool Market Domain Data
 Process 1.4 Run SSR
 to Data store D4 SSR Runs
 Data store D4 SSR Runs
 to Process 1.3 Update SSR Standing Data
 Data store D4 SSR Runs
 to Process 2.5.1 Enter Profile Details
 Data store D4 SSR Runs
 to Process 2.5.2 Enter Regression Equations
 Data store D4 SSR Runs
 to Process 2.6 Load Market Domain Data Complete Set
 Data store D4 SSR Runs
 to Process 1.3.2 Assign Suppliers to GSP Groups
 Data store D4 SSR Runs
 to Process 1.3.3 Maintain GSP correction scaling factors
 Data store D4 SSR Runs
 to Process 1.3.4 Maintain line loss factor codes
 Data store D4 SSR Runs
 to Process 1.3.5 Specify Distributor for GSP Group
 Data store D4 SSR Runs
 to Process 1.3.6 Specify Aggregator for GSP Group
 Data store D4 SSR Runs
 to Process 1.3.7 Maintain Settlement Timetable
 Data store D4 SSR Runs
 to Process 1.5 Load Settlement Timetable
 Process 1.4.1 Invoke Run
 to Data store D4 SSR Runs

Data Items:

GSP Group Id
SSR Run Date
SSR Run Number
SSR Run Type Id
Settlement Date

~~6.5.106~~6.5.107 **SSR Run Data**

From/To:

Data store D1/5 SSR Runs
to Process 1.2.5 Create GSP Group Consumption Totals Report

Data store D1/5 SSR Runs
to Process 1.2 Produce SSR Supplier Reports

Data store D1/5 SSR Runs
to Process 1.2.7 Create Supplier BM Unit Report

Data Items:

Settlement Code
SSR Run Type Id
SSR Run Date
SSR Run Number
Settlement Date

~~6.5.107~~6.5.108 **Standard Configuration Details**

From/To:

External entity k ISR Agent
to Process 2.2.1 Enter Settlement Configurations

Data Items:

Standard Settlement Configuration Desc
Standard Settlement Configuration Id
Tele-switch Group Id
Tele-switch User Id
Standard Settlement Configuration Type

~~6.5.108~~6.5.109 **Standard Configurations**

From/To:

Data store D1 Time Regimes
to Process 2.4 Produce Profile Reports

Data store D1 Time Regimes
to Process 2.4.1 Produce Supplier & DC Profile Reports

Data Items:

Day of the Week Id
Effective From Settlement Date {VSCPC}
Effective To Settlement Date {VSCPC}
Standard Settlement Configuration Desc
Standard Settlement Configuration Id
Tele-switch Group Id
Tele-switch User Id

~~6.5.109~~6.5.110 **Standard Settlement Configuration Report**

From/To:

Process 2 Daily Profile Production
to External entity b Non-HH Data Collector

Process 2.4 Produce Profile Reports
to External entity b Non-HH Data Collector

Process 2.4.1 Produce Supplier & DC Profile Reports
to External entity j Supplier

Process 2.4.1 Produce Supplier & DC Profile Reports

to External entity b Non-HH Data Collector

Data Items:

Average Fraction of Yearly Consumption
 Day of the Week Id
 Effective From Settlement Date {VSCPC}
 Effective To Settlement Date {VSCPC}
 End Day
 End Month
 End Time
 End Time {Tele-switch Interval}
 Start Time
 Start Time {Tele-switch Interval}
 GMT Indicator
 Profile Class Description
 Profile Class Id
 Standard Settlement Configuration Desc
 Standard Settlement Configuration Id
 Start Day
 Start Month
 Switched Load Indicator
 Switched Load Profile Class Ind
 Tele-switch Group Id
 Tele-switch Switch Id
 Tele-switch User Id
 Tele-switch/Clock Indicator
 Time Pattern Regime Id

6.5.1106.5.111

Standing Configuration Data

From/To:

External entity k ISR Agent
 to Process 2.2 Record Time Patterns

Constituent Data Flows:

Average Fraction of Yearly Consumption
 Profile Class Assignments
 Standard Configuration Details
 Time Pattern Assignments
 Time Pattern Details
 Teleswitch Register and Contact Rules

6.5.1116.5.112

Standing Data Changes

From/To:

External entity k ISR Agent
 to Process 1 Supplier Settlement and Reconciliation
 External entity k ISR Agent
 to Process 1.3 Update SSR Standing Data

Constituent Data Flows:

Changes to aggregator assignments
 Changes to distributor assignments
 Changes to line loss factor codes
 Changes to scaling factors
 Changes to supplier details
 GSP Group Supplier Assignment
 Settlement Timetable

6.5.1126.5.113

Standing Data for DUoS Report

From/To:

Data store D1/2 SSR Standing Data
 to Process 1.4.9.5 Produce DUoS Report

Data store D1/2 SSR Standing Data
to Process 1.4.9 Calculate Deemed Take

Data Items:

AA/EAC Indicator
Actual/Estimated Indicator
Consumption Component Class Id
Consumption Component Indicator
Data Aggregation Type
Metered/Unmetered Indicator

~~6.5.113~~**6.5.114**

Standing Data for Reporting

From/To:

Data store D1/2 SSR Standing Data
to Process 1.2 Produce SSR Supplier Reports
Data store D1/2 SSR Standing Data
to Process 1.2.1 Create Supplier Purchase Matrix Report
Data store D1/2 SSR Standing Data
to Process 1.2.2 Create HH Demand Report
Data store D1/2 SSR Standing Data
to Process 1.2.3 Create Deemed Take Report
Data store D1/2 SSR Standing Data
to Process 1.2.4 Create Supplier Purchase Report
Data store D1/2 SSR Standing Data
to Process 1.2.5 Create GSP Group Consumption Totals Report

Data Items:

AA/EAC Indicator
Actual/Estimated Indicator
Change Date
Consumption Component Class Id
Consumption Component Indicator
Data Aggregation Type
Measurement Quantity Id
Metered/Unmetered Indicator
Pool Member Id
Post Change Local Time
Settlement Period Id
Supplier Id
Supplier Name

~~6.5.114~~**6.5.115**

Standing Data for Run

From/To:

Data store D1/2 SSR Standing Data
to Process 1.4 Run SSR

Constituent Data Flows:

Data Aggregator Assignments
GSP Group Correction Scaling Weights
Standing Data for DUoS Report

~~6.5.115~~**6.5.116**

Standing Data for Validation

From/To:

Data store D1/2 SSR Standing Data
to Process 1.3 Update SSR Standing Data

Constituent Data Flows:

Existing line loss factor codes
Existing scaling factors
Existing supplier details

~~6.5.116~~**6.5.117****Standing Profile Data Report**

From/To:

Process 2 Daily Profile Production
to External entity b Non-HH Data Collector
Process 2.4 Produce Profile Reports
to External entity b Non-HH Data Collector
Process 2.4.1 Produce Supplier & DC Profile Reports
to External entity j Supplier
Process 2.4.1 Produce Supplier & DC Profile Reports
to External entity b Non-HH Data Collector

Data Items:

Day Type Id
Effective From Settlement Date {PROF}
Effective To Settlement Date {PROF}
GSP Group Id
Group Average Annual Consumption
Profile Class Description
Profile Class Id
Profile Description
Profile Id
Regression Coefficient
Regression Coefficient Type
Season Id
Switched Load Profile Class Ind

~~6.5.117~~**6.5.118****Standing Regime Data**

From/To:

Data store D1 Time Regimes
to Process 2 Daily Profile Production

Constituent Data Flows:

Standard Configurations
Timeslot Times

~~6.5.118~~**6.5.119****Substitute SSA Data**

From/To:

External entity c Electricity Pool
to External entity k ISR Agent

~~6.5.119~~**6.5.120****Supplier and GSP Group Purchases**

From/To:

Process 1.4 Run SSR
to Data store D1/4 Supplier Purchases

Data store D1/4 Supplier Purchases
to Process 1.4.13 Determine Supplier Purchases

Data Items:

Daily GSP Group Purchases
GSP Group Id
Period GSP Group Purchases
Period Supplier Purchase Total
SSR Run Number
Settlement Date
Settlement Period Id
Supplier Id

6.5.1206.5.121

Supplier and Line Loss details

From/To:

Data store D1/2 SSR Standing Data
to Process 1.1 Marshal Incoming Data

Constituent Data Flows:

Line Loss Class Id
Supplier Codes

6.5.1216.5.122

Supplier BM Unit Report

From/To:

Process 1.2.7 Create Supplier BM Unit Report
to External entity j Supplier

Data items:

AA/EAC Indicator
Actual/Estimated Indicator
Aggregated BM Unit Energy
Aggregated BM Unit Line Losses
BM Unit Id
Consumption Component Class Id
Consumption Component Indicator
Corrected BM Unit Energy
Corrected BM Unit Line Losses
Daily Aggregated BM Unit Energy
Daily Aggregated BM Unit Line Losses
Daily Corrected BM Unit Energy
Daily Corrected BM Unit Line Losses
Daily DA HH MSID Count
Daily Period BM Unit Total Allocated Volume
Daily Uncorrected Period BM Unit Total Allocated Volume
Data Aggregation Type
Data Aggregator HH MSID Count
Data Aggregator Id
Data Aggregator Name
Base BM Unit Flag
Base BM Unit Reason Code
GSP Group
GSP Group Correction Scaling Factor
GSP Group Id
GSP Group Name
Measurement Quantity Id
Metered/Unmetered Indicator
Period BM Unit Total Allocated Volume
Profile Class Id
Report Parameters
Run Number
Run Type Code
Settlement Code
Settlement Code Description
Settlement Date
Settlement Period Id
Settlement Period Label
SSR Run BM Unit Id
SSR Run Date
SSR Run Number
SSR Run Type Id
Standard Settlement Configuration Id
Supplier Id
Supplier Name

Uncorrected Period BM Unit Total Allocated Volume
User Name

6.5.1226.5.123 Supplier Codes

From/To:
Data store D1/2 SSR Standing Data
to Process 1.1.4 Validate SPM Data
Data store D1/2 SSR Standing Data
to Process 1.1.3 Validate HH Data
Data Items:
GSP Group Id
Supplier Id

6.5.1236.5.124 Supplier Demand for Reporting

From/To:
Data store D1/3 Supplier HH Demand
to Process 1.2 Produce SSR Supplier Reports
Data store D1/3 Supplier HH Demand
to Process 1.2.2 Create HH Demand Report
Data Items:
Aggregated Supplier Consumption
Aggregated Supplier Line Loss
Consumption Component Class Id
Distributor Id
GSP Group Id
Line Loss Factor Class Id
Settlement Date
Settlement Period Id
Supplier Id

6.5.1246.5.125 Supplier Energy Allocations

From/To:
Data store 1/3 Supplier HH Demand
to Process 1.2 Produce SSR Supplier Reports
Data store D1/3 Supplier HH Demand
to Process 1.2.7 Create Supplier BM Unit Report
Data Items:
Aggregated Supplier Consumption
Aggregated Supplier Line Loss
Consumption Component Class Id
Distributor Id
GSP Group Id
Line Loss Factor Class Id
Settlement Date
Settlement Period Id
Supplier Id

6.5.1256.5.126 Supplier Purchase Matrix Data

From/To:
External entity p Non-HH Data Aggregator
to Process 1 Supplier Settlement and Reconciliation
External entity p Non-HH Data Aggregator
to Process 1.1 Marshal Incoming Data
External entity p Non-HH Data Aggregator
to Process 1.1.4 Validate SPM Data
Data Items:
Data Aggregation Run Number

Data Aggregator Id
Distributor Id
GSP Group Id
Line Loss Factor Class Id
Profile Class Id
SPM Default EAC MSID Count
SPM Default Unmetered MSID Count
SPM Total AA MSID Count
SPM Total Annualised Advance
SPM Total EAC
SPM Total EAC MSID Count
SPM Total Unmetered Consumption
SPM Total Unmetered MSID Count
Settlement Code
Settlement Date
Standard Settlement Configuration Id
Supplier Id
Time Pattern Regime Id

6.5.126**6.5.127**

Supplier Purchase Matrix Report

From/To:

Process 1.2.1 Create Supplier Purchase Matrix Report
to External entity j Supplier

Data Items:

Data Aggregation Run Number
Data Aggregator Id
Data Aggregator Name
Distributor Id
GSP Group Id
GSP Group Name
Line Loss Factor Class Id
Profile Class Id
SPM Default EAC MSID Count
SPM Default Unmetered MSID Count
SPM Total AA MSID Count
SPM Total Annualised Advance
SPM Total EAC
SPM Total EAC MSID Count
SPM Total Unmetered Consumption
SPM Total Unmetered MSID Count
SSR Run Date
SSR Run Number
SSR Run Type Id
Settlement Code
Settlement Date
Standard Settlement Configuration Id
Supplier Id
Time Pattern Regime Id

6.5.127**6.5.128**

Supplier Purchase Report

From/To:

Process 1.2.4 Create Supplier Purchase Report
to External entity j Supplier

Data Items:

Daily Supplier Purchase Total
Daily GSP Group Purchases
GSP Group Id
GSP Group Take

Period GSP Group Purchases
 Period Supplier Deemed Take
 Period Supplier Purchase Total
 Pool Member Id
 Pool Selling Price
 SSR Run Date
 SSR Run Number
 SSR Run Type Id
 Settlement Date
 Settlement Period Id
 Supplier Id

~~6.5.128~~6.5.129 **Supplier Purchases for Reporting**

From/To:
 Data store D1/4 Supplier Purchases
 to Process 1.2 Produce SSR Supplier Reports
 Data store D1/4 Supplier Purchases
 to Process 1.2.4 Create Supplier Purchase Report

Data Items:
 Daily GSP Group Purchases
 GSP Group Id
 Period GSP Group Purchases
 Period Supplier Purchase Total
 SSR Run Number
 Settlement Date
 Settlement Period Id
 Supplier Id

~~6.5.129~~6.5.130 **Switched Load Class Profile**

From/To:
 Process 2.3.2 Evaluate Regression Equations
 to Data store D2 Daily Profiles

Data Items:
 Period Profile Coefficient Value
 Profile Class Id
 Profile Id
 Profile Production Run Number
 Settlement Date
 Settlement Period Id

~~6.5.130~~6.5.131 **Switched Load Profile**

From/To:
 Data store D2 Daily Profiles
 to Process 2.3.3 Combine Base and Switched Load Profiles

Data Items:
 Period Profile Coefficient Value
 Profile Class Id
 Profile Id
 Settlement Date
 Settlement Period Id

~~6.5.131~~6.5.132 **Teleswitch Contact Interval Details**

From/To:
 External entity k ISR Agent
 to Process 2.2.10 Enter Teleswitch Interval Contact Details

Data Items:
 Start Date and Time {Tele-switch Contact Interval}
 End Date and Time {Tele-switch Contact Interval}

Tele-switch Contact Code
 Tele-switch Contact State
 Tele-switch Group Id
 Tele-switch User Id

6.5.1326.5.133 Teleswitch Contact Interval Data Report

From/To:
 Process 2.4.1 Produce Supplier and DC Profile Reports
 to External entity j Supplier

Data Items:
 End Date and Time {Tele-switch Contact Interval}
 Start Date and Time {Tele-switch Contact Interval}
 Tele-switch Contact Code
 Tele-switch Contact State
 Tele-switch Group Id
 Tele-switch User Id

6.5.1336.5.134 Teleswitch Contact Intervals

From/To:
 External entity e Teleswitch Agent
 to Process 2 Daily Profile Production
 External entity e Teleswitch Agent
 to Process 2.2 Record Time Patterns
 External entity e Teleswitch Agent
 to Process 2.2.6 Load Teleswitch Contact Intervals

Data Items:
 Date (Midnight to Midnight UTC)
 Effective Time(UTC)
 Start of Day Tele-switch On Indicator
 Tele-switch Contact Code
 Tele-switch On Indicator
 Tele-switch Contact State
 Tele-switch Group Id
 Tele-switch User Id

6.5.1346.5.135 Teleswitch Register and Contact Rules

From/To:
 External entity k ISR Agent
 to Process 2.2.9 Enter Teleswitch Register and Contact Rules

Data Items:
 Tele-switch Contact Code
 Tele-switch Contact Rule
 Tele-switch Group Id
 Tele-switch Register Rule Id
 Tele-switch Time Pattern Regime Id
 Tele-switch User Id

6.5.1356.5.136 Teleswitch Times

From/To:
 Process 2.3 Calculate Daily Profiles
 to Data store D1 Time Regimes
 Data store D1 Time Regimes
 to Process 2.4 Produce Profile Reports
 Process 2.3.1 Determine Time Pattern States
 to Data store D1 Time Regimes
 Data store D1 Time Regimes
 to Process 2.4.1 Produce Supplier and DC Profile Reports

Data Items:

End Time {Tele-switch Interval}
Settlement Date
Start Time {Tele-switch Interval}
Time Pattern Regime Id

~~6.5.136~~**6.5.137** **Temperature Data**

From/To:
External entity d Authorised Temperature Provider
to External entity k ISR Agent

~~6.5.137~~**6.5.138** **Time of Sunset**

From/To:
External entity r Sunset Provider
to Process 2 Daily Profile Production
External entity r Sunset Provider
to Process 2.1 Enter Parameter Data
External entity r Sunset Provider
to Process 2.1.4 Enter Time of Sunset
Data Items:
GSP Group Id
Settlement Date
Time of Sunset

~~6.5.138~~**6.5.139** **Time Pattern Assignments**

From/To:
External entity k ISR Agent
to Process 2.2.3 Assign Time Patterns to Configurations
Data Items:
Standard Settlement Configuration Id
Time Pattern Regime Id

~~6.5.139~~**6.5.140** **Time Pattern Details**

From/To:
External entity k ISR Agent
to Process 2.2.2 Enter Time Patterns
Data Items:
GMT Indicator
Tele-switch Group Id
Tele-switch User Id
Tele-switch/Clock Indicator
Time Pattern Regime Id

~~6.5.140~~**6.5.141** **Time Regime Data**

From/To:
Process 2 Daily Profile Production
to Data store D1 Time Regimes
Constituent Data Flows:
Teleswitch Times
Validated Clock Intervals
Validated Configuration Data
Validated Teleswitch Contact Interval Details
Validated Teleswitch Contact Intervals
Teleswitch Times

~~6.5.141~~**6.5.142** **Timeslot Times**

From/To:

Data store D1 Time Regimes
 to Process 2.3 Calculate Daily Profiles
 Data store D1 Time Regimes
 to Process 2.3.1 Determine Time Pattern State

Data Items:

Day Type Id
 End Date and Time {Tele-switch Contact Interval}
 End Time
 Start Time
 Season Id
 Start Date and Time {Tele-switch Contact Interval}
 Tele-switch Contact Code
 Tele-switch Contact State
 Tele-switch Group Id
 Tele-switch Register Rule Id
 Tele-switch User Id
 Time Pattern Regime Id

6.5.1426.5.143**Trading Day Data**

From/To:

Process 1.1 Marshal Incoming Data
 to Data store D1/1 Trading Day Data

Constituent Data Flows:

Validated GSP Group Take
 Validated Line Loss Factors
 Validated Price Data
 Validated SPM

6.5.1436.5.144**Trigger**

From/To:

Process 1.4.1 Invoke Run
 to Process 1.4.8.1 Profile SPM data
 Process 1.4.8.3 Adjust for Line Losses
 to Process 1.4.9 Calculate Deemed Take
 Process 1.4.9.5 Produce DUoS Report
 to Process 1.4.13 Determine Supplier Purchases
 Process 1.4.8 Profile & Line Loss Adjust SPM
 to Process 1.4.9.1 Calc & Apply GSP Group Correction
 Process 1.4.9.1 Calc & Apply GSP Group Correction
 to Process 1.4.9.2 Calculate Deemed Supplier Take
 Process 1.4.9.2 Calculate Deemed Supplier Take
 to Process 1.4.9.4 Produce TUoS Report

Process 1.4.1 Invoke Run
 to Process 1.4.8 Profile & Line Loss Adjust SPM
 Process 1.4.8 Profile & Line Loss Adjust SPM
 to Process 1.4.9 Calculate Deemed Take

Process 1.4.8.1 Profile SPM data
 to Process 1.4.8.2 Aggregate Profiled Data
 Process 1.4.8.2 Aggregate Profiled Data
 to Process 1.4.8.3 Adjust for Line Losses
 Process 1.4.9.4 Produce TUoS Report
 to Process 1.4.9.5 Produce DUoS Report

~~6.5.144~~6.5.145**TUoS Report (HH/NHH Split)**

From/To:

Process 1 Supplier Settlement and Reconciliation
to External entity h TUoS
Process 1.4 Run SSR
to External entity h TUoS
Process 1.4.9.4 Produce TUoS Report
to External entity h TUoS
Process 1.4.9 Calculate Deemed Take
to External entity h TUoS

Data Items:

BM Unit Id
Daily Corrected Supplier Deemed Take
Daily HH Allocated Volume
Daily NHH Allocated Volume
Daily Non-Corrected Supplier Deemed Take
Daily Supplier Deemed Take
Default BM Unit Flag
GSP Group Id
GSP Group Name
GSP Group Take
Period BMU HH Allocated Volume
Period BMU NHH Allocated Volume
Period Corrected Supplier Deemed Take
Period Non-Corrected Supplier Deemed Take
Period Supplier Deemed Take
SSR Run Date
SSR Run Number
SSR Run Type Id
Settlement Code
Settlement Date
Settlement Period Label
Supplier Id

~~6.5.145~~6.5.146**Updates to aggregator assignments**

From/To:

Process 1.3.6 Specify Aggregator for GSP Group
to Data store D1/2 SSR Standing Data

Data Items:

Data Aggregation Type
Data Aggregator Id
Effective From Settlement Date {DAIGG}
Effective To Settlement Date {DAIGG}
GSP Group Id
Supplier Id

~~6.5.146~~6.5.147**Changes to BM Unit Details**

From/To:

Process 1.3.9 Enter BM Units Manually
to Data store D1/2 SSR Standing Data

Data Items:

BM Unit Id
Effective From Settlement Date {BMUIGG}
GSP Group Id
Supplier Market Participant Id
Supplier Market Participant Role Code
Effective To Settlement Date {BMUIGG}
Base BM Unit Flag

6.5.1476.5.148 Updates to NHH BM Unit allocations

From/To:
Process 1.3.8 Assign NHH BM Units
to Data store D1/2 SSR Standing Data

Data Items:
BM Unit Id
Effective From Settlement Date {BMUIGG}
Effective From Settlement Date {NHHBMUA}
Profile Class Id
Standard Settlement Configuration Id
Effective From Settlement Date {VSCPC}
Effective To Settlement Date {NHHBMUA}

6.5.1486.5.149 Updates to distributor assignments

From/To:
Process 1.3.5 Specify Distributor for GSP Group
to Data store D1/2 SSR Standing Data

Data Items:
Distributor Id
Effective From Settlement Date {GGD}
Effective To Settlement Date {GGD}
GSP Group Id

6.5.1496.5.150 Updates to line loss factor codes

From/To:
Process 1.3.4 Maintain line loss factor codes
to Data store D1/2 SSR Standing Data
Process 2.6 Load Market Domain Data Complete Set
to Data store D1/2 SSR Standing Data

Data Items:
Distributor Id
Effective From Settlement Date {LLFC}
Line Loss Factor Class Id

6.5.1506.5.151 Updates to scaling factors

From/To:
Process 1.3.3 Maintain GSP correction scaling factors
to Data store D1/2 SSR Standing Data

Data Items:
Consumption Component Class Id
Effective From Settlement Date {GGCSF}
GSP Group Correction Scaling Factor

6.5.1516.5.152 Updates to Standing Data

From/To:
Process 1.3 Update SSR Standing Data
to Data store D1/2 SSR Standing Data

Constituent Data Flows:
Updates to aggregator assignments
Updates to distributor assignments
Updates to line loss factor codes
Updates to scaling factors
Updates to supplier details
Validated GSP Group Supplier Assignments

6.5.1526.5.153 Updates to supplier details

From/To:
Process 1.3.1 Maintain supplier details
to Data store D1/2 SSR Standing Data

Data Items:
Supplier Id
Supplier Name

6.5.1536.5.154 Validated Assignments

From/To:
Process 2.2.3 Assign Time Patterns to Configurations
to Data store D1 Time Regimes

Data Items:
Standard Settlement Configuration Id
Time Pattern Regime Id

6.5.1546.5.155 Validated Average Fraction of Yearly Consumption

From/To:
Process 2.2.8 Specify Average Fraction of Yearly Consumption
to Data store D1 Time Regimes

Data Items:
Average Fraction of Yearly Consumption
Effective From Settlement Date {AFOYCS}
Effective To Settlement Date {AFOYCS}
GSP Group Id
Profile Class Id
Standard Settlement Configuration Id
Time Pattern Regime Id

6.5.1556.5.156 Validated Clock Change

From/To:
Process 2.1.2 Enter Calendar Details
to Data store D3 Shared Standing Data

Data Items:
Change Date
GMT Time
Post Change Local Time

6.5.1566.5.157 Validated Clock Intervals

From/To:
Process 2.2 Record Time Patterns
to Data store D1 Time Regimes
Process 2.2.5 Enter Clock Intervals
to Data store D1 Time Regimes

Data Items:
Day of the Week Id
End Day
End Month
End Time
Start Time
Start Day
Start Month
Time Pattern Regime Id

6.5.1576.5.158 Validated Configuration Data

From/To:

Process 2.2 Record Time Patterns
to Data store D1 Time Regimes

Constituent Data Flows:

- Validated Assignments
- Validated Average Fraction of Yearly Consumption
- Validated Configuration Details
- Validated Pool Market Domain Data
- Validated Profile Class Assignments
- Validated Teleswitch Register and Contact Rules
- Validated Time Patterns

~~6.5.158~~**6.5.159** Validated Configuration Details

From/To:
Process 2.2.1 Enter Settlement Configurations
to Data store D1 Time Regimes

Data Items:

- Effective From Settlement Date {VSCPC}
- Effective To Settlement Date {VSCPC}
- Standard Settlement Configuration Desc
- Standard Settlement Configuration Id
- Tele-switch Group Id
- Tele-switch User Id

~~6.5.159~~**6.5.160** Validated Data Collector Details

From/To:
Process 2.1.5 Enter Data Collector Details
to Data store D3 Shared Standing Data

Data Items:

- Data Collector Id
- Data Collector Name
- Effective From Date {DCIGG}
- Effective To Date {DCIGG}

~~6.5.160~~**6.5.161** Validated GSP Group Details

From/To:
Process 2.1.1 Enter GSP Group Details
to Data store D3 Shared Standing Data

Data Items:

- GSP Group Id
- Effective From Date {IAA}
- Effective To Date {IAA}

~~6.5.161~~**6.5.162** Validated GSP Group Supplier Assignments

From/To:
Process 1.3.2 Assign Suppliers to GSP Groups
to Data store D1/2 SSR Standing Data

Data Items:

- Effective From Settlement Date {SIGG}
- Effective To Settlement Date {SIGG}
- GSP Group Id
- Supplier Id

~~6.5.162~~**6.5.163** Validated GSP Group Take

From/To:
Process 1.1.1 Validate Settlements Data
to Data store D1/1 Trading Day Data

Data Items:

Daily GSP Group Purchases
 GSP Group Id
 GSP Group Take
 Period GSP Group Purchases
 SSA Settlement Date
 SSA Settlement Run Number
 Settlement Period Id

~~6.5.163~~**6.5.164** Validated Line Loss Factors

From/To:
 Process 1.1.2 Validate Line Loss Factors
 to Data store D1/1 Trading Day Data

Data Items:
 Distributor Id
 Line Loss Factor
 Line Loss Factor Class Id
 Settlement Date
 Settlement Period Id

~~6.5.164~~**6.5.165** Validated Parameter Changes

From/To:
 Process 2.1 Enter Parameter Data
 to Data store D2/1 Daily Parameters

Constituent Data Flows:
 Day Type
 Noon Effective Temperature

~~6.5.165~~**6.5.166** Validated Pool Market Domain Data

From/To:
 Process 2.2.7 Load Pool Market Domain Data
 to Data store D1 Time Regimes

Data Items:
 Average Fraction of Yearly Consumption
 Day of the Week Id
 Effective From Settlement Date {AFOYCS}
 Effective From Settlement Date {VSCPC}
 Effective To Settlement Date {AFOYCS}
 Effective To Settlement Date {VSCPC}
 End Day
 End Month
 End Time
 Start Time
 GMT Indicator
 GSP Group Id
 Profile Class Id
 Standard Settlement Configuration Desc
 Standard Settlement Configuration Id
 Standard Settlement Configuration Type
 Start Day
 Start Month
 Switched Load Indicator
 Tele-switch Contact Code
 Tele-switch Contact Rule
 Tele-switch Group Id
 Tele-switch Register Rule Id
 Tele-switch User Id
 Tele-switch/Clock Indicator
 Time Pattern Regime Id

~~6.5.166~~6.5.167 Validated Price Data

This Data Flow is no longer required.

~~6.5.167~~6.5.168 Validated Profile Class Assignments

From/To:

Process 2.2.4 Assign Configurations to Profile Classes
to Data store D1 Time Regimes

Data Items:

Profile Class Id
Standard Settlement Configuration Id
Switched Load Indicator
Time Pattern Regime Id

~~6.5.168~~6.5.169 Validated Profile Details

From/To:

Process 2.5 Enter Profiles
to Data store D2/3 Profiles
Process 2.5.1 Enter Profile Details
to Data store D2/3 Profiles

Data Items:

Profile Class Description
Profile Class Id
Profile Description
Profile Id
Profile Settlement Periods
Effective From Settlement Date {PROF}
Effective To Settlement Date {PROF}
Switched Load Profile Class Ind

~~6.5.169~~6.5.170 Validated Regression Equations

From/To:

Process 2.5 Enter Profiles
to Data store D2/3 Profiles
Process 2.5.2 Enter Regression Equations
to Data store D2/3 Profiles

Data Items:

Day Type Id
GSP Group Id
Group Average Annual Consumption
Profile Class Id
Profile Id
Regression Coefficient
Regression Coefficient Type
Season Id
Settlement Date
Settlement Period Id

~~6.5.170~~6.5.171 Validated Settlement Timetable

From/To:

Process 1.3 Update SSR Standing Data
to Data store D1/1 Trading Day Data
Process 1.3.7 Maintain Settlement Timetable
to Data store D1/1 Trading Day Data
Process 1.5 Load Settlement Timetable
to Data store D1/1 Trading Day Data

Data Items:

Settlement Code

Settlement Date
Planned SSR Run Date
Payment Date

6.5.1716.5.172 Validated Shared Standing Data

From/To:
Process 2 Daily Profile Production
to Data store D3 Shared Standing Data
Process 2.1 Enter Parameter Data
to Data store D3 Shared Standing Data
Constituent Data Flows:
Validated Clock Change
Validated Data Collector Details
Validated GSP Group Details

6.5.1726.5.173 Validated SPM

From/To:
Process 1.1.4 Validate SPM Data
to Data store D1/1 Trading Day Data
Data Items:
Data Aggregator Id
Distributor Id
GSP Group Id
Line Loss Factor Class Id
Profile Class Id
SPM Total Annualised Advance
SPM Total EAC
SPM Total Unmetered Consumption
Settlement Date
Standard Settlement Configuration Id
Supplier Id
Time Pattern Regime Id

6.5.1736.5.174 Validated Teleswitch Contact Interval Details

From/To:
Process 2.2 Record Time Patterns
to Data store D1 Time Regimes
Process 2.2.10 Enter Teleswitch Contact Interval Details
to Data store D1 Time Regimes
Data Items:
End Date and Time {Tele-switch Contact Interval}
Start Date and Time {Tele-switch Contact Interval}
Tele-switch Contact Code
Tele-switch Contact State
Tele-switch Group Id
Tele-switch User Id

6.5.1746.5.175 Validated Teleswitch Contact Intervals

From/To:
Process 2.2 Record Time Patterns
to Data store D1 Time Regimes
Process 2.2.6 Load Teleswitch Contact Intervals
to Data store D1 Time Regimes
Data Items:
Date (Midnight to Midnight UTC)
Effective Time(UTC)
Start of Day Tele-switch On Indicator
Tele-switch Contact Code

Tele-switch On Indicator
 Tele-switch Contact State
 Tele-switch Group Id
 Tele-switch User Id

6.5.1756.5.176 Validated Teleswitch Register and Contact Rules

From/To:
 Process 2.2 Record Time Patterns
 to Data store D1 Time Regimes
 Process 2.2.9 Load Teleswitch Register and Contact Rules
 to Data store D1 Time Regimes

Data Items:
 Tele-switch Contact Code
 Tele-switch Contact Rule
 Tele-switch Group Id
 Tele-switch Register Rule Id
 Tele-switch Time Pattern Regime Id
 Tele-switch User Id

6.5.1766.5.177 Validated Time of Sunset

From/To:
 Process 2.1 Enter Time of Sunset
 to Data store D2/1 Daily Parameters
 Process 2.1.4 Enter Time of Sunset
 to Data store D2/1 Daily Parameters

Data Items:
 GSP Group Id
 Settlement Date
 Time of Sunset

6.5.1776.5.178 Validated Time Patterns

From/To:
 Process 2.2.2 Enter Time Patterns
 to Data store D1 Time Regimes

Data Items:
 GMT Indicator
 Tele-switch Group Id
 Tele-switch User Id
 Tele-switch/Clock Indicator
 Time Pattern Regime Id

6.5.1786.5.179 Valid SSC and PC Details

From/To:
 Data store D1 Time Regimes
 to Process 1.3.8 Assign NHH BM Units

Data Items:
 Profile Class Id
 Standard Settlement Configuration Id
 Switched Load Indicator
 Time Pattern Regime Id

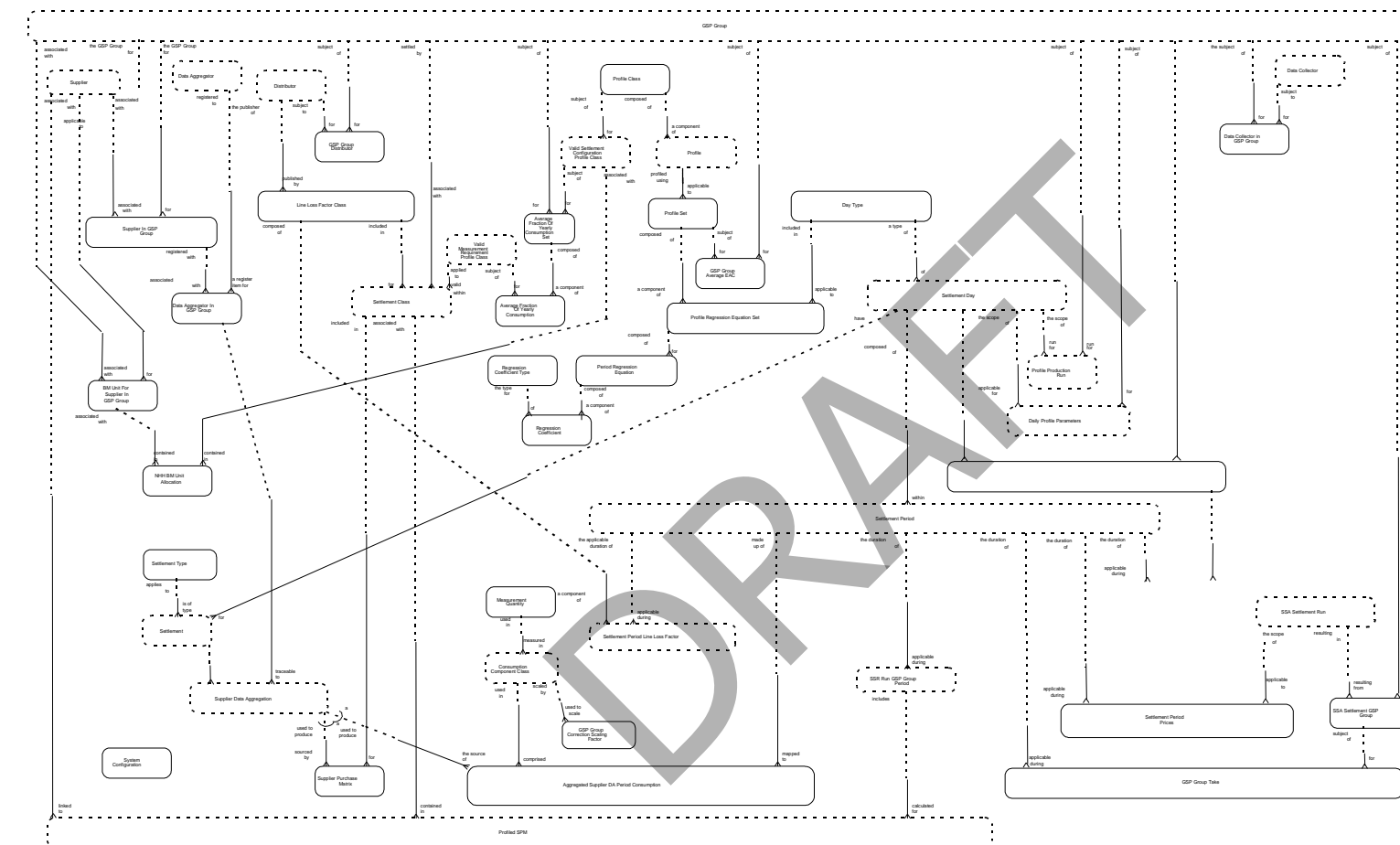
7 LOGICAL DATA STRUCTURE

7.1 Purpose and Scope

1. The ISRA Logical Data Model describes the data of interest to the Supplier Settlements and Reconciliation (SSR) and the Daily Profile Production Systems.
2. The model covers the groupings of data items which are required by ISRA to perform the processes within their scope and some entities which are required to define the structure and relationships of the data but which are not processed by ISRA. These latter entities will be processed by other 1998 component systems.
3. The model consists of:
 - 3.1. A Logical Data Structure (diagram);
 - 3.2. Entity Descriptions, including indications of the source of data items and where they are used;
 - 3.3. List of the main attributes for each entity. The primary key attributes are indicated by 'p', foreign key attributes are indicated by an asterisk (*) and optional attributes are indicated by 'o'.
 - 3.4. An Entity-Datastore cross reference in Section 8.

Descriptions of the data items populating the entities is given in Appendix B. A key to the LDS notation used in the diagram in Appendix C.

7.2 Initial Settlement and Reconciliation Agency



Entity Descriptions

7.2.1 Note to the reader

It can be seen that in the entity descriptions that are included in the Initial Settlement and Reconciliation Agency System data model, that the names of some of the data items are replicated. The replication occurrences take the form of the original data item name suffixed with a number - usually 1, 2 or 11. This is a feature of the Select SSADM Professional Version 4.01 CASE tool used to build the data model, in which primary keys in a master entity are automatically transferred to a detail entity as foreign keys.

For the purposes of understanding, the reader is advised to take note only of the first listed data item (to see whether it is prime/foreign/optional/ordinary) and to ignore any subsequently listed occurrences.

7.2.2 Aggregated Supplier DA Period Consumption

Description: The aggregated HH metered consumption, Non-Pooled Generation or line loss for a supplier, within a GSP Group, by BM Unit (optional), Consumption Component Class and Settlement Period. The BM Unit value is allowed to be optional as this metered consumption, Non-Pooled Generation or line loss will then be allocated to the Base BM Unit by the Settlement Run.

The Consumption Component Class determines what the Aggregated Supplier Consumption or Aggregated Supplier Line Loss actually represents.

Contains Attributes

p * GSP Group Id
 p * Data Aggregator Id
 p * Data Aggregation Run Number
 p * Supplier Id
 p * Settlement Date
 p * Settlement Code
 p * Settlement Period Id
 p * Consumption Component Class Id
 p * BM Unit Id as Specified by HH Data Aggregator
 Data Aggregator HH MSID Count
 o Aggregated BM Unit Energy
 o Aggregated BM Unit Line Losses
 * Data Aggregation Type
 * Settlement Date1

7.2.3 Aggregated BM Unit Period Consumption

Description: The aggregated profiled consumption or Line Loss derived for a BM Unit, by Consumption Component Class, for a Settlement Period. Aggregated consumption is calculated separately for each Consumption Component Class; the line loss consumption components are aggregated separately.

The Consumption Component Class determines which type the BM Unit consumption or line loss represents.

Corrected BM Unit Energy is derived by applying the GSP Group Correction Factor to the appropriate consumption components; Corrected Line Losses Component is derived by applying the GSP Group Correction Factor to the appropriate line loss components.

Contains attributes

p * SSR Run BM Unit Id
 p * Consumption Component Class Id
 p * GSP Group Id
 p * SSR Run Number
 p * Settlement Period Id
 p * Supplier Id
 p * Settlement Date
 p * Settlement Code
 Aggregated BM Unit Energy

Aggregated BM Unit Line Losses
 Corrected BM Unit Energy
 Corrected BM Unit Line Losses

7.2.4 Aggregated Supplier Period Consumption

Description: The aggregated profiled consumption or Line Loss derived for a supplier, within a GSP Group, by Consumption Component Class, for a Settlement Period. Aggregated consumption is calculated separately for each Consumption Component Class; the line loss consumption components are aggregated separately.

Aggregated supplier consumption is derived from one of:

- applying profiles to aggregated EACs and summing across Settlement Classes and Data Aggregators for each Supplier or
- applying profiles to aggregated Annualised Advances and summing across Settlement Classes and Data Aggregators, for each Supplier.

Aggregated Supplier Line Loss is derived from adjusting the profiled consumption for each Line Loss Class and summing across Settlement Classes and Data Aggregators, for the Supplier.

The Consumption Component Class determines which type the supplier consumption or line loss represents.

Corrected Supplier Consumption is derived by applying the GSP Correction Factor to the appropriate consumption components; Corrected Line Loss Component is derived by applying the GSP Group Correction Factor to the appropriate line loss components.

Contains Attributes

p * GSP Group Id
 p * Supplier Id
 p * Settlement Date
 p * Settlement Period Id
 p * Consumption Component Class Id
 p * SSR Run Number
 p * Settlement Code
 Aggregated Supplier Consumption
 Aggregated Supplier Line Loss
 Corrected Supplier Consumption
 Corrected Supplier Line Loss
 *

Settlement Date1

7.2.5 Average Fraction Of Yearly Consumption

Description: A specification of the average fraction of consumption which is attributed to a particular Measurement Requirement, in the context of a particular GSP Group, Standard Settlement Configuration and Profile Class.

Contains Attributes

p * GSP Group Id
 p * Profile Class Id
 p * Standard Settlement Configuration Id
 p * Time Pattern Regime Id
 p * Effective From Settlement Date {AFOYCS}
 * Profile Class Id1
 * Standard Settlement Configuration Id1
 * Effective From Settlement Date {VSCPC}
 Average Fraction of Yearly Consumption

7.2.6 Average Fraction Of Yearly Consumption Set

Description: A set of data specifying how, on average, consumption is split across registers for a particular GSP Group, Standard Settlement Configuration and Profile Class.

Contains Attributes

- p * GSP Group Id
- p * Profile Class Id
- p * Standard Settlement Configuration Id
- p Effective From Settlement Date {AFOYCS}
- o Effective To Settlement Date {AFOYCS}
- * Effective From Settlement Date {VSCPC}

7.2.7 Basic Period Profile Coefficient

Description: A profile coefficient which when applied to an annualised advance value (EAC or AA) supplies an estimate of consumption for a specific Settlement Period. A Basic Period Profile Coefficient is obtained by evaluating a Period Regression Equation for a Profile within a GSP Group, without modification for any particular time regime.

Contains Attributes

- p * GSP Group Id
- p * Profile Class Id
- p * Profile Id
- p * Settlement Date
- p * Settlement Period Id
- Period Profile Coefficient Value
- * Settlement Date1

7.2.8 BM Unit for Supplier in GSP Group

Description: The valid combination of BM Unit, Supplier and GSP Group.

Contains Attributes

- p BM Unit Id
- p Effective From Settlement Date {BMUIGG}
- * GSP Group Id
- * Supplier Market Participant Id
- * Supplier Market Participant Role Code
- o Effective To Settlement Date {BMUIGG}
- Base BM Unit Flag

7.2.9 Clock Interval

Description: The 'on' interval of a clock based Time Pattern Regime. Clock Intervals for a Time Pattern Regime are defined in terms of Date Blocks, Days of the Week and Time Blocks (GMT start and end times). The time blocks do not necessarily lie on a half hour boundary.

Contains Attributes

- p * Time Pattern Regime Id
- p * Start Time
- p * Day of the Week Id
- p * Start Day
- p * Start Month
- p * End Day
- p * End Month
- * End Time

7.2.10 Clock Time Change

Description: A change in the clock time protocol being used.

Contains Attributes

- p Change Date
- GMT Time
- Post Change Local Time

7.2.11 Clock Time Pattern Regime

Description: A Time Pattern Regime associated with a clock-switched Standard Settlement Configuration.

Contains Attributes

p Time Pattern Regime Id

7.2.12 Combined Period Profile Coefficient

Description: A profile coefficient which when applied to an annualised advance value (EAC or AA) supplies an estimate of consumption for a specific Settlement Period. A Combined Profile Coefficient is derived for each valid combination of Switched Load Profile Class (a Profile Class which has at least one switched load Profile) and Standard Settlement Configuration, and includes both the base and switched load components.

Contains Attributes

p * GSP Group Id

p * Profile Class Id

p * Standard Settlement Configuration Id

p * Settlement Date

p * Settlement Period Id

Normal Register Profile Coefficient

Low Register Profile Coefficient

* Settlement Date1

* Effective From Settlement Date {VSCPC}

7.2.13 Consumption Component Class

Description: The class of Half Hourly Consumption and Non-Pool Generation which has been calculated or aggregated. Consumption is summed/calculated in each of these different components in order that the GSP Group Correction Factor can be applied (or not, as required) to each. The classes are dependent upon valid combinations of the attributes specified, i.e. whether the consumption is:

- 1) for Half Hourly or Non Half Hourly
- 2) for Metered or Unmetered supply,
- 3) Actual / estimated consumption,
- 4) Based on AA or EAC calculation,
- 5) Metering System Specific Line Loss, Non Metering System Specific Line Loss or base consumption,
- 6) Active Import or Active Export.

The Half Hourly classes are further dependant upon whether the half hourly demand associated with a site is above or below 100kW. There will be two Consumption Component Classes for each Half Hourly Metered Consumption/Losses for actual or estimated readings; one for sites above 100kW, and one for sites below 100kW. Note that this relates to Active Import Consumption Component Classes only.

Initially, only combinations of the following will have the Scaling Factor set to 1 i.e. have the GSP Group Correction Factor applied:

Non-half hourly; metered or unmetered; actual/ estimated; EAC/AA; base consumption/non-metering system specific line loss; active import/ active export.

Contains Attributes

p Consumption Component Class Id

Data Aggregation Type

Metered/Unmetered Indicator

Actual/Estimated Indicator

AA/EAC Indicator

Consumption Component Indicator

- * Measurement Quantity Id

7.2.14 Daily Profile Coefficient

Description: The sum of all Period Profile Class Coefficients for a Settlement Day, within GSP Group, for a Profile Class and Measurement Requirement combination.

Contains Attributes

- p * GSP Group Id
- p * Settlement Date
- p * Profile Class Id
- p * Standard Settlement Configuration Id
- p * Time Pattern Regime Id
- Daily Profile Coefficient
- * Settlement Date1

7.2.15 Daily Profile Parameters

Description: For each GSP Group, values must be supplied for a number of parameters for each Settlement Day. These are substituted into the Period Regression Equations to calculate the Basic Period Profile Coefficients. The parameters include:

Deemed Time of Sunset

Actual Noon Temperature

The deemed time of sunset is known and can be specified up to a year in advance. Actual Noon Temperature cannot be specified until the day following the Settlement Day. Noon Effective Temperature is derived from the average of Actual Noon Temperature over a number of days.

Contains Attributes

- p * GSP Group Id
- p * Settlement Date
- Time of Sunset
- Actual Noon Temperature
- Noon Effective Temperature

7.2.16 Data Aggregator

Description: An organisation that is Qualified in accordance with BSCP537 (Reference 21) to perform half hourly or non half hourly data aggregation.

Contains Attributes

- p Data Aggregator Id
- Data Aggregator Name

7.2.17 Data Aggregator In GSP Group

Description: Record of Data Aggregator agreement to perform data aggregation for a supplier for an aggregation type by GSP Group.

Contains Attributes

- p * GSP Group Id
- p * Supplier Id
- p * Data Aggregator Id
- p Data Aggregation Type
- p Effective From Settlement Date {DAIGG}
- o Effective To Settlement Date {DAIGG}
- * Effective From Settlement Date {SIGG}

7.2.18 Data Collector

Description: An organisation that is Qualified in accordance with BSCP537 (Reference 21) to periodically collect and process meter readings and derive consumptions.

Contains Attributes
 p Data Collector Id
 Data Collector Name

7.2.19 Data Collector in GSP Group

Description: Record of a Data Collector being active in a GSP Group.

Contains Attributes
 p * Data Collector Id
 p * GSP Group Id
 p Effective From Date {DCIGG}
 o Effective To Date {DCIGG}

7.2.20 Date Block

Description: A block of dates within the year, forming part of the definition of a Clock Interval.

Contains Attributes
 p Start Day
 p Start Month
 p End Day
 p End Month

7.2.21 Day Of The Week

Description: A day of the week (e.g. Saturday), forming part of the definition of a Clock Interval.

Contains Attributes
 p Day of the Week Id

7.2.22 Day Type

Description: A type of day, used to determine which set of regression equations and which time patterns are valid on a specific Settlement Day.

Valid Initial Set: Saturday, Sunday, Weekday

Contains Attributes
 p Day Type Id

7.2.23 Distributor

Description: An organisation which owns and operates a distribution system.

Contains Attributes
 p Distributor Id

7.2.24 GSP Group

Description: A distinct electrical system, consisting of all or part of one or more distribution systems (each owned and operated by a LDSO) that are supplied from one or more Grid Supply Points for which the total supply into the GSP Group can be determined for each half hour. (OF410)

Contains Attributes
 p GSP Group Id
 GSP Group Name

7.2.25 GSP Group Average EAC

Description: The average Estimated Annual Consumption attributable to Metering Systems in a Profile Class, by profile within a GSP Group.

Contains Attributes

- p * GSP Group Id
- p * Profile Class Id
- p * Profile Id
- p * Effective From Settlement Date {PSET}
- p * Group Average Annual Consumption

7.2.26 GSP Group Correction Factor

Description: The factor by which the total deemed take for each Supplier, calculated by ISRA, must be corrected in order to equal the GSP Group Take from the GSPs in the GSP Group. The GSP Group Correction Factor for a Settlement Period is derived from the total take for the GSP Group and the aggregated consumption. The total take for a GSP Group for a Settlement Period is supplied by the SSA.

Contains Attributes

- p * GSP Group Id
- p * SSR Run Number
- p * Settlement Date
- p * Settlement Code
- p * Settlement Period Id
- p * GSP Group Correction Factor
- * Settlement Date1

7.2.27 GSP Group Correction Scaling Factor

Description: A specification of the degree to which a GSP Group Correction Factor is applied to a Consumption Component Class. Currently, the values are 0 (not applied) and 1 (applied). However, future values are accommodated for, such as between 0 and 1 (partially applied) and greater than 1 (over-applied).

Contains Attributes

- p * Consumption Component Class Id
- p Effective From Settlement Date {GGCSF}
- p GSP Group Correction Scaling Factor

7.2.28 GSP Group Distributor

Description: A Distributor operating in a GSP Group, from the specified Effective Date.

Contains Attributes

- p * GSP Group Id
- p Effective From Settlement Date {GGD}
- p * Distributor Id
- o Effective To Settlement Date {GGD}

7.2.29 GSP Group Take

Description: The summed metered consumption for all the GSPs - measured at GSP level - for a GSP Group in a half-hour Settlement Period. It is supplied by the SSA for each SSA Settlement Run.

Contains Attributes

- p * GSP Group Id
- p * Settlement Date
- p * SSA Settlement Run Number
- p * Settlement Period Id
- p * GSP Group Take
- p * Period GSP Group Purchases
- * Settlement Date1
- * Timestamp

7.2.30 ISR Agent Appointment

Description: The ISRA system holds details of all GSP Groups for which the ISR Agent operating the system is responsible. These may change over time.

Contains Attributes

p * GSP Group Id
 p * Effective From Date{IAA}
 o Effective To Date{IAA}

7.2.31 Line Loss Factor Class

Description: A classification of Line Loss Factors, drawn up by a Distributor and distributed via the Market Domain Data Agent, which represents a set of Line Loss Factors and the times for which they are applicable. Line Loss Factor Classes may be drawn up by the Distributor for general areas of their system and hence may be appropriate for many Metering Systems. Alternatively they may be drawn up by the Distributor for specific areas of their system and hence may only be appropriate for a small number (possibly only one) of Metering Systems. The latter type are referred to as Metering System Specific Line Loss Factor Classes. ISRA only maintains details of the general Line Loss Factor Classes.

Contains Attributes

p * Distributor Id
 p Line Loss Factor Class Id
 p Effective From Settlement Date {LLFC}
 o Effective To Settlement Date {LLFC}

7.2.32 Measurement Quantity

Description: A quantity which may be measured by registers of Metering Systems. Valid initial set is:

- i) Active kWh Import
- ii) Active kWh Export
- iii) Reactive kVArh Import
- iv) Reactive kVArh Export

Only the first two are relevant to Initial Settlement and Reconciliation.

Contains Attributes

p Measurement Quantity Id
 Direction Of Energy Flow

7.2.33 Measurement Requirement

Description: A Standard Settlement Configuration requirement for consumption to be measured during a Time Pattern Regime.

Contains Attributes

p * Standard Settlement Configuration Id
 p * Time Pattern Regime Id

7.2.34 Non-Half Hourly BM Unit Allocation

Description: A Valid Settlement Configuration Profile Class allocated to a BM Unit for Supplier in GSP Group.

Contains Attributes

p * BM Unit Id
 p * Effective From Settlement Date {BMUIGG}
 p Effective From Settlement Date {NHHBMUA}
 p * Profile Class Id

- p * Standard Settlement Configuration Id
- o Effective To Settlement Date {NHHBMUA}

7.2.35 Period Profile Class Coefficient

Description: A Profile Coefficient which when applied to an annualised advance value (EAC or AA) supplies an estimate of consumption for a specific Settlement Period. A Period Profile Class Coefficient is derived for a valid Profile Class within Time Pattern Regime, taking into account any switched load and chunking.

Contains Attributes

- p * GSP Group Id
- p * Settlement Date
- p * Settlement Period Id
- p * Profile Class Id
- p * Standard Settlement Configuration Id
- p * Time Pattern Regime Id
- Period Profile Coefficient Value
- * Settlement Date1

7.2.36 Period Regression Equation

Description: A Regression Equation and associated Regression Coefficients for a Settlement Period (1 to 50) within a Profile and GSP Group, for a season and day type combination. When evaluated using GSP Group and Settlement Date specific parameters, the regression equation produces a Period Profile Coefficient. The Regression Equation may change over time.

Contains Attributes

- p * Profile Class Id
- p * Profile Id
- p * Effective From Settlement Date {PSET}
- p * Day Type Id
- p * Season Id
- p * Settlement Period Id

7.2.37 Period Supplier Purchase

Description: The total value of purchases for a Supplier within a GSP Group, for a Settlement Period derived during a specific SSR Run for the Settlement Day.

Contains Attributes

- p * GSP Group Id
- p * SSR Run Number
- p * Supplier Id
- p * Settlement Date
- p * Settlement Code
- p * Settlement Period Id
- Period Supplier Deemed Take
- Period Supplier Purchase Total
- Unadjusted Supplier Deemed Take
- * Settlement Date1

7.2.38 Period Time Pattern State

Description: The state of a Time Pattern Regime during a Settlement Period, indicating whether the time pattern is 'On' or not. The indicator is derived from a Clock Interval or Teleswitch Interval.

Contains Attributes

- p * Time Pattern Regime Id
- p Standard Settlement Configuration Id
- p Settlement Date
- p Settlement Period Id

Period Register On State Indicator

7.2.39 Profile

Description: A pattern of consumption of electricity, by half hour, across a year. The shape of the profile is defined by sets of Profile Coefficients, which are derived by evaluating Regression Equations.

Profiles for Economy 7 Profile Classes are either for switched load or base load.

Contains Attributes

- p * Profile Class Id
- p Profile Id
- Profile Description
- Profile Settlement Periods
- Effective From Settlement Date {PROF}
- o Effective To Settlement Date {PROF}

7.2.40 Profile Class

Description: A group of customers whose consumption can be reasonably approximated to a common profile for Settlement purposes.

Valid initial set is:

domestic unrestricted

domestic economy 7

non-domestic unrestricted

non-domestic economy 7

four different load factor bands for non-domestic maximum demand meters.

Contains Attributes

- p Profile Class Id
- Profile Class Description
- Switched Load Profile Class Ind

7.2.41 Profile Production Run in GSP Group

Description: An occurrence of a run of the profile production process for a GSP Group and Settlement Day.

Contains Attributes

- p * GSP Group Id
- p * Settlement Date
- p Profile Production Run Number

7.2.42 Profile Regression Equation Set

Description: The set of regression equations for a profile, for a season and day type combination. The equations may change over time.

Contains Attributes

- p * Profile Class Id
- p * Profile Id
- p * Effective From Settlement Date {PSET}
- p * Day Type Id
- p * Season Id

7.2.43 Profile Set

Description: A set of data for a Profile, comprising one or more Profile regression Equation Sets, and a GSP Group Average EAC for each GSP Group.

Contains Attributes

- p * Profile Class Id
- p * Profile Id
- p Effective From Settlement Date {PSET}

7.2.44 Profiled SPM

Description: The set of data created by applying half hourly profiles to the EAC, AA and Unmetered Totals in a SPM.

Contains Attributes

- p * Supplier Id
- p * GSP Group Id
- p * Standard Settlement Configuration Id
- p * Time Pattern Regime Id
- p * Profile Class Id
- p * Distributor Id
- p * Line Loss Factor Class Id
- p * Settlement Date
- p * Settlement Code
- p * Settlement Period Id
- Profiled SPM Total Annualised Advance
- Profiled SPM Total EAC
- Profiled SPM Total Unmetered Consumption
- * Settlement Date1

7.2.45 Regression Coefficient

Description: Regression Coefficients derived from multiple ordinary least squares linear regression analyses of the effects of temperature, time of sunset and day of week on the average demand (kW) per customer in a defined group, at each half-hour of the day in different periods of the year. The effect of season is catered for by deriving a set for each season and therefore it does not appear as a parameter in the equation.

Contains Attributes:

- p * Profile Class Id
- p * Profile Id
- p * Effective From Settlement Date{PSET}
- p * Day Type Id
- p * Season Id
- p * Settlement Period Id
- p * Regression Coefficient Type
- Regression Coefficient

7.2.46 Regression Coefficient Type

Description: The types of Regression Coefficients derived from the analyses (see Regression Coefficients). The initial set are:

- Time of Sunset
- (Time of Sunset)²
- Noon Effective Temperature
- Day of Week 1
- Day of Week 2
- Day of Week 3
- Day of Week 4
- Constant

Contains Attributes

- p Regression Coefficient Type

7.2.47 Season

Description: A contiguous block of days having similar weather characteristics occurring at different times of the year.

Seasons do not vary between GSP groups.

Contains Attributes
 p Season Id

7.2.48 Settlement

Description: A calculation of the funds to be cleared between Suppliers and Generators in respect of electricity traded through the Pool. This includes settlement and reconciliation.

For each Settlement Day the Pool publishes a schedule of settlements. It may include target dates for completing the major business functions and running the various component 1998 systems (Data Processing, Data Aggregation, DPP, Existing Settlements and SSR).

Contains Attributes
 p Settlement Code
 p * Settlement Date
 Payment Date
 Planned SSR Run Date

7.2.49 Settlement Class

Description: The combination which defines the level at which non-Half Hourly Data Aggregators must supply aggregated EAC and AA values - that is for a Measurement Requirement, Profile and Line Loss Factor Class within a GSP Group.

Contains Attributes
 p * GSP Group Id
 p * Distributor Id
 p * Line Loss Factor Class Id
 p * Profile Class Id
 p * Standard Settlement Configuration Id
 p * Time Pattern Regime Id
 * Effective From Settlement Date {LLFC}

7.2.50 Settlement Day

Description: A day in local time (not GMT), of a certain day type, within a season, on which electricity is traded and settled.

Contains Attributes
 p Settlement Date
 * Day Type Id
 * Season Id

7.2.51 Settlement Period

Description: A half hour period within a Settlement Day.

Contains Attributes
 p * Settlement Date
 p Settlement Period Id
 Settlement Period Label

7.2.52 Settlement Period Line Loss Factor

Description: The Line Loss Factor to be applied for a Line Loss Factor Class during a Settlement Period. A Line Loss Factor is the factor by which consumption is multiplied to derive an estimate of consumption at GSP level. They have a value >1. Line Loss Factor values are determined by the distribution area and will be specified as varying from half hour to half hour, by day type, season and over time. For the purposes of Initial Settlement and

Reconciliation they are expressed here as a value by Settlement Period and Line Loss Factor Class.

Contains Attributes

p * Settlement Date
 p * Settlement Period Id
 p * Distributor Id
 p * Line Loss Factor Class Id
 Line Loss Factor
 * Effective From Settlement Date {LLFC}

7.2.53 SSA Settlement Run

Description: Records for the Preliminary, Provisional and Final SSA Runs. Used by the SSR Run to reference GSP Group Takes for the set of Settlement Periods in a Settlement Day.

Contains Attributes

p SSA Settlement Run Number
 p * Settlement Date
 SSA Settlement Run Type Id
 SSA Settlement Date
 CDCS Extract Number

7.2.54 SSA Settlement GSP Group

Description: Daily totals supplied by the SSA by GSP Group to enable ISRA to balance GSP group Purchases

Contains Attributes

p * SSA Settlement Run Number
 p * Settlement Date
 p * GSP Group Id
 Daily GSP Group Purchases

7.2.55 SSR Run in GSP Group

Description: An occurrence of a run of the SSR Initial Settlement or Reconciliation process for a GSP Group. Audit data will be held against each run.

Contains Attributes

p * GSP Group Id
 p * Settlement Code
 p * Settlement Date
 p SSR Run Number
 SSR Run Date
 * SSR Run Type Id
 * SSA Settlement Run Number
 * Profile Production Run Number
 * GSP Group Id1
 * Settlement Date1
 * Settlement Date2

7.2.56 SSR Run Type

Description: Type of SSR settlement or reconciliation run. Values might include Final Settlement, Provisional Reconciliation, Final Reconciliation, Dispute Final Settlement.

Contains Attributes

p SSR Run Type Id

7.2.57 Standard Settlement Configuration

Description: A standard configuration, supported by Initial Settlement and Reconciliation, which Metering Systems may assume, comprising a set of Time Pattern Regimes, which

together ensure that the Metering System is measuring consumption at all times and is not measuring more than once at any time.

Settlement Configurations only apply to Non HH Metering Systems, and can record consumption (active import) and generation (active export). A Standard Settlement Configuration comprises the set of Time Pattern Regimes which ensures that consumption is measured without duplication at all times.

A Standard Settlement Configuration which defines a teleswitched configuration must be assigned to a Teleswitch Group.

Contains Attributes

- p Standard Settlement Configuration Id
- o* Tele-switch User Id
- o* Tele-switch Group Id
- Standard Settlement Configuration Desc
- Standard Settlement Configuration Type

7.2.58 Supplier

Description: An organisation that may buy energy through the Pool and supply it to a customer - each supply to a customer being measured by a Metering System. Each such supply must be registered with the Pool through the Supplier's registration of the Metering System.

Contains Attributes

- p Supplier Id
- Supplier Name
- Pool Member Id

7.2.59 Supplier Data Aggregation

Description: A link entity tying a particular Data Aggregator for a Supplier within a GSP Group to a particular SSR Run.

Contains Attributes

- p * Supplier Id
- p * Data Aggregator Id
- p Data Aggregation Run Number
- p * Data Aggregation Type
- p * GSP Group Id
- p * Settlement Code
- p * Settlement Date
- * Effective From Settlement Date {DAIGG}
- Date and Time Sent {Aggregation Run}

7.2.60 Supplier Data Aggregation Used In SSR Run

Description: A link entity between the Supplier Data Aggregation and SSR Run entities to reflect that more than one SSR Run may be associated with each occurrence of Supplier Data Aggregation and vice versa.

Contains Attributes

- p * GSP Group Id
- p * Settlement Date
- p * Settlement Code
- p * SSR Run Number
- p * Supplier Id
- p * Data Aggregator Id
- p * Data Aggregation Run Number
- p * Data Aggregation Type
- * GSP Group Id1
- * Settlement Date1
- * Settlement Code1

7.2.61 Supplier In GSP Group

Description: The link entity between Suppliers and GSP Groups, reflecting that a Supplier can supply to one or more GSP Groups and that a GSP Group may have one or more Suppliers.

Contains Attributes

p * Supplier Id
 p * GSP Group Id
 p Effective From Settlement Date {SIGG}
 o Effective To Settlement Date {SIGG}

7.2.62 Supplier Purchase Matrix

Description: The Estimated Annual Consumption and Annualised Advance totals for a Supplier for: a GSP Group, Profile Class, Line Loss Factor Class and Measurement Class (collectively known as Settlement Class).

Contains Attributes

p * GSP Group Id
 p * Data Aggregator Id
 p * Data Aggregation Run Number
 p * Settlement Date
 p * Settlement Code
 p * Supplier Id
 p * Profile Class Id
 p * Distributor Id
 p * Line Loss Factor Class Id
 p * Time Pattern Regime Id
 p * Standard Settlement Configuration Id
 SPM Total EAC
 SPM Total Annualised Advance
 SPM Total Unmetered Consumption
 SPM Total EAC MSID Count
 SPM Total AA MSID Count
 SPM Total Unmetered MSID Count
 SPM Default EAC MSID Count
 SPM Default Unmetered MSID Count
 * Data Aggregation Type
 * GSP Group Id1

7.2.63 Teleswitch Contact

Description: One of the logical contacts within each teleswitched meter. The values of Teleswitch Contact Codes permitted by the current teleswitching infrastructure are 'A', 'B', 'C' and 'D'.

Contains Attributes

p Tele-switch Contact Code

7.2.64 Teleswitch Contact Interval

Description: An interval of time during which a particular Teleswitch Contact is in a particular state within all metering systems in a particular Teleswitch Group.

Contains Attributes

p* Tele-switch User Id
 p* Tele-switch Group Id
 p* Tele-switch Contact Code
 p Start Date and Time {Tele-switch Contact Interval}
 End Date and Time {Tele-switch Contact Interval}
 Tele-switch Contact State

7.2.65 Teleswitch Contact Rule

Description: The relationship between a Teleswitch Contact and a Teleswitch Register Rule. The Teleswitch Contact Rule can take one of two values:

- 0 = the Teleswitch Register Rule is only satisfied if the Teleswitch Contact is off;
- 1 = the Teleswitch Register Rule is only satisfied if the Teleswitch Contact is on.

Contains Attributes

- p* Tele-switch Time Pattern Regime Id
- p* Tele-switch Register Rule Id
- p* Tele-switch Contact Code
- Tele-switch Contact Rule

7.2.66 Teleswitch Group

Description: A group of metering systems which are controlled by the same teleswitch messages, such that the contacts defined in the metering systems switch at the same times (except for an element of random switching diversity, which is not currently modelled by the settlement process). Each group is controlled by a particular user. There are a maximum of 16 users allowed by the Teleswitch infrastructure, and a maximum of 256 groups per user.

Contains Attributes

- p Tele-switch User Id
- p Tele-switch Group Id

7.2.67 Teleswitch Interval

Description: The 'on' interval of a Teleswitch Time Pattern Regime. Teleswitch Intervals for a Time Pattern Regime are defined for specific Settlement Day and Time Block (start and end times). The time blocks may not be on a half hour boundary. Teleswitch Intervals are derived from Teleswitch Contact Intervals using Teleswitch Register Rules and Teleswitch Contact Rules. If a Teleswitch Contact Interval spans a Settlement Day boundary, it will result in a number of occurrences of Teleswitch Interval.

Contains Attributes

- p* Settlement Date
- p* Time Pattern Regime Id
- p Start Time {Tele-switch Interval}
- End Time {Tele-switch Interval}

7.2.68 Teleswitch Register Rule

Description: A rule defining when a Teleswitch Time Pattern Regime is on. Most Teleswitch Time Pattern Regimes will have a single Teleswitch Register Rule, with a number of Teleswitch Contact Rule details, allowing the coding of rules such as "register 1 is on when contact A is on and contact B is off".

Defining more than one Teleswitch Register Rule means that the Teleswitch Time Pattern Regime is on when any of the rules is satisfied. This allows the definition of more complex rules such as "register 1 is on when contact D is on, or contact A is on and contact B is off". A Tele-switch Register Rule Id is a number which distinguishes between the different rules associated with a Teleswitch Time Pattern Regime.

Contains Attributes

- p* Tele-switch Time Pattern Regime Id
- p Tele-switch Register Rule Id

7.2.69 Teleswitch Time Pattern Regime

Description: A Time Pattern Regime associated with a teleswitched Standard Settlement Configuration. A Teleswitch Time Pattern Regime can only belong to one Teleswitch Group.

Contains Attributes

- p Time Pattern Regime Id

- * Tele-switch User Id
- * Tele-switch Group Id

7.2.70 Time Block

Description: A block of time wholly within one GMT Day.

Contains Attributes

- p Start Time
- p End Time

7.2.71 Time Pattern Regime

Description: A pattern of time representing the periods in a day when a Meter or Settlement Register is recording consumption. Each Time Pattern Regime is either statically controlled by a pre-defined set of Clock Intervals or dynamically controlled through teleswitching.

Contains Attributes

- p Time Pattern Regime Id
- GMT Indicator
- Tele-switch/Clock Indicator

7.2.72 Valid Measurement Requirement Profile Class

Description: A Measurement Requirement within a valid Standard Settlement Configuration and Profile Class set. One or more Measurement Requirement in the set may measure switched load i.e. have the Switched Load Indicator set.

Contains Attributes

- p * Profile Class Id
- p * Standard Settlement Configuration Id
- p * Time Pattern Regime Id
- p * Effective From Settlement Date {VSCPC}
- Switched Load Indicator
- * Standard Settlement Configuration Id1

7.2.73 Valid Settlement Configuration Profile Class

Description: A rule defining the valid Standard Settlement Configurations for a Profile Class.

Contains Attributes

- p * Profile Class Id
- p * Standard Settlement Configuration Id
- p Effective From Settlement Date {VSCPC}
- o Effective To Settlement Date {VSCPC}

8 ENTITY/DATASTORE CROSS REFERENCE

The table below gives cross - references from each entity in the Logical Data Model to the data stores and data

The naming conventions for the datastores are:

- Dn is for data shared between SSR and DPP
- D1/n is for data used only by SSR
- D2/n is for data used only by DPP

ID	Data Store	Description	Entities
D1	Time Regimes	Standing data defining the Standard Settlement Configurations supported by ISRA.	Average Fraction Of Yearly Consumption, Average Fraction Of Yearly Consumption Set, Clock Interval, Clock Time Pattern Regime, Date Block, Day Of The Week, Measurement Requirement, Season, Standard Settlement Configuration, Teleswitch Contact, Teleswitch Contact Interval, Teleswitch Contact Rule, Teleswitch Group, Teleswitch Interval, Teleswitch Register Rule, Teleswitch Time Pattern Regime, Time Block, Time Pattern Regime, Teleswitch Time Pattern Regime, Valid Measurement Requirement Profile Class, Valid Settlement Configuration Profile Class
D1/1	Trading Day Data	SSR data for each Settlement Day and/or GSP Group.	GSP Group Correction Factor, GSP Group Take, , Settlement, Settlement Period Line Loss Factor, Settlement Period, SSA Settlement GSP Group,

ID	Data Store	Description	Entities
			Supplier Purchase Matrix
D1/2	SSR Standing Data	Standing data required for SSR processing.	Consumption Component Class, Data Aggregator, Data Aggregator In GSP Group, Distributor, GSP Group Correction Scaling Factor, GSP Group, BM for Supplier in GSP Group, Distributor, Line Loss Factor Class, Measurement Quantity, NHH BM Unit Allocation, Settlement Class, Supplier, Supplier In GSP Group
D1/3	Supplier HH Demand	Supplier demand broken down by consumption component.	Aggregated Supplier DA Period Consumption, Aggregated Supplier Period Consumption, Profiled SPM, Aggregated BM Unit Period Consumption
D1/4	Supplier Purchases	Total Supplier Purchases for each Settlement Period.	Period Supplier Purchase
D2	Daily Profiles	Consumption profiles calculated daily for each GSP Group from regression equations.	Basic Period Profile Coefficient, Combined Period Profile Coefficient, Daily Profile Coefficient, Period Profile Class Coefficient, Period Time Pattern State, Profile Production Run In GSP Group
D2/1	Daily Parameters	Noon effective temperature, time of sunset, and other daily parameters used for evaluating regression equations in each GSP Group.	Daily Profile Parameters, Day Type, Settlement Day
D2/3	Profiles	Profile classes and the associated regression equations.	GSP Group Average EAC, Period Regression Equation, Profile, Profile Class, Profile Regression Equation Set, Profile Set,

ID	Data Store	Description	Entities
			Regression Coefficient, Regression Coefficient Type
D3	Shared Standing Data	Standing data relating to GSP Groups and Clock Changes, which are relevant both to SSR and to Daily Profile Production.	Clock Time Change, Data Collector, Data Collector in GSP Group, GSP Group, ISR Agent Appointment
D4	SSR Runs	Data related to controlling runs of the SSR system.	SSA Settlement Run, SSR Run In GSP Group, SSR Run Type, Supplier Data Aggregation, Supplier Data Aggregation Used In SSR Run

DRAFT

9 FUNCTION DESCRIPTIONS AND EVENTS

9.1 Function Descriptions

9.1.1 Archive ISRA data

Description: Allows the removal of data from the system once the Archive Criteria have been met.

Triggered by Event

Archive SSR Daily Data

Archive Daily Profiles

Implemented By Process

None

9.1.2 Calculate Daily Profiles

Description: This system calculates Profile Coefficients for a given Settlement Day, by evaluating regression equations and carrying out algorithmic profiling and chunking.

Triggered by Event

Profiling Run

Implemented By Process

Combine Base and Switched Load Profiles

Evaluate Regression Equations

Chunk Profiles

Determine Time Pattern State

9.1.3 Define Average Fractions of Yearly Consumption

Description: This function allows the average fraction of consumption for each Measurement Requirement for a given combination of Standard Settlement Configuration, Profile Class and GSP Group to be defined.

Triggered by Event

Set of Average Consumption Fractions Deleted

Set of Average Consumption Fractions Entered

Set of Average Consumption Fractions Updated

Implemented By Process

Specify Average Fraction of Yearly Consumption

9.1.4 Define BM Units For Supplier In GSP Group

Description: This function is invoked by an ISRA user to allow details of BM Units For Supplier In GSP Group for a given combination of Supplier and GSP Group to be defined and maintained.

Triggered by Event

BM Unit for Supplier and GSP Group Deleted

BM Unit for Supplier and GSP Group Entered

BM Unit for Supplier and GSP Group Updated

Implemented By Process

Enter BM Unit Manually

9.1.5 Define Calendar

Description: This function allows the Day Type, Scottish Day Type and any clock change to be specified for each Settlement Day.

Triggered by Event

Day Type Specified for Settlement Day

Clock Change Deleted

Clock Change Entered

Clock Change Updated

Implemented By Process
Enter Calendar Details

9.1.6 Define Data Collectors

Description: This function allows details of Data Collectors and the GSP Groups for which they require daily Profile Coefficient totals to be defined and maintained.

Triggered by Event
Data Collector Appointed to GSP Group
Data Collector in GSP Group Deleted
Data Collector Deleted
Data Collector Details Entered
Data Collector Details Updated

Implemented By Process
Enter Data Collector Details

9.1.7 Define GSP Correction Scaling Factors

Description: This function allows the GSP Group Correction scaling factor for each consumption component to be maintained.

Triggered by Event
GSP Correction Scaling Factors Deleted
GSP Correction Scaling Factors Entered
GSP Correction Scaling Factors Updated

Implemented By Process
Maintain GSP correction scaling factors

9.1.8 Define GSP Group

Description: This function allows the list of valid GSP Group codes to be maintained and the periods of validity during which they are the responsibility of the ISR Agent.

Triggered by Event
GSP Group Deleted
GSP Group Entered
Implemented By Process
Enter GSP Group Details

9.1.9 Define Line Loss Codes

Description: This function allows the list of valid line loss factor codes to be maintained.

Triggered by Event
Line Loss Factor Codes Deleted
Line Loss Factor Codes Entered
Line Loss Factor Codes Updated

Implemented By Process
Maintain line loss factor codes

9.1.10 Define Profiles

Description: This function allows the details of Profile Classes and their corresponding profiles to be maintained.

Triggered by Event
Profile Class Deleted
Profile Class Entered
Profile Class Updated
Profile Deleted
Profile Entered
Profile Updated

Implemented By Process

Enter Profile Details

9.1.11 Define Settlement Timetable

Description: This function allows details of planned Settlements to be defined.

Triggered by Event

- Settlement Deleted
- Settlement Entered
- Settlement Updated

Implemented By Process

- Maintain Settlement Timetable

9.1.12 Define Standard Settlement Configurations

Description: This function allows details of Standard Settlement Configurations and their corresponding Measurement Requirements to be defined.

Triggered by Event

- Standard Settlement Configuration Deleted
- Standard Settlement Configuration Entered
- Standard Settlement Configuration Updated
- Time Pattern Assigned to Standard Sett Config
- Time Pattern Deassigned From Standard Sett Config

Implemented By Process

- Enter Settlement Configurations
- Assign Time Patterns to Configurations

9.1.13 Define Supplier

Description: This function allows Supplier details to be defined and maintained.

Triggered by Event

- Supplier Details Deleted
- Supplier Details Entered
- Supplier Details Updated

Implemented By Process

- Maintain supplier details

9.1.14 Define Time Patterns

Description: This function allows time patterns and their associated standing data to be defined.

Triggered by Event

- Teleswitch Register and Contact Rules Deleted
- Teleswitch Register and Contact Rules Entered
- Teleswitch Register and Contact Rules Updated
- Time Pattern Regime Deleted
- Time Pattern Regime Entered
- Time Pattern Regime Updated
- Clock Interval Deleted
- Clock Interval Entered

Implemented By Process

- Enter Teleswitch Register and Contact Rules
- Enter Time Patterns
- Enter Clock Intervals

9.1.15 Enter Teleswitch Contact Interval Data

Description: This function allows Teleswitch contact intervals to be defined and maintained. It is a manual backup facility for Load Teleswitch Switching Times.

Triggered by Event

Teleswitch Switching Times Available
 Implemented By Process
 Enter Teleswitch Contact Interval Details

9.1.16 Enter Temperature

Description: This system calculates the Noon Effective Temperature for a Settlement Day and GSP Group from the Actual Noon Temperature entered by the operator.

Triggered by Event
 Actual Noon Temperature Entered
 Implemented By Process
 Calculate Noon Effective Temperature

9.1.17 Extract EAC Data

Description: This function produces an extract file containing daily totals of Profile Coefficients for each valid combination of Profile Class and Measurement Requirement on a Settlement Day.

Triggered by Event
 None
 Implemented By Process
 Extract Data For EAC Calculator

9.1.18 Extract Selected EAC Data

Description: This function allows the ISR Agent to produce an extract file containing daily totals of Profile Coefficients for each valid combination of Profile Class and Measurement Requirement for each Settlement Day in a range of Settlement Days and specified GSP Group.

Triggered by Event
 None
 Implemented By Process
 Extract Data For EAC Calculator

9.1.19 Load Aggregated Half Hour Data

Description: This function validates the aggregated half hourly data from the host PES and loads it into the ISR system.

Triggered by Event
 Aggregated Half Hour Data Available
 Implemented By Process
 Validate HH Data

9.1.20 Load BM Unit Registration Data

Description: This function validates and loads BM Unit for Supplier in GSP Group information as prepared by the Market Domain Data Agent, into the ISRA system. The file contains newly created BM Units for Supplier in GSP Group and any updates required to existing BM Units for Supplier in GSP Group. The loading mechanism does not support deletes of BM Units for Supplier in GSP Group which will be done manually.

Triggered by Event
 BM Unit for Supplier in GSP Group Loaded
 Implemented By Process
 Load Market Domain Data Complete Set

9.1.21 Load GSP Group Take

Description: This process validates the GSP Group take data from the CDCA and loads it into the ISR system.

Triggered by Event
GSP Group Take Available
Implemented By Process
Validate Settlements Data

9.1.22 Load Market Domain Data Complete Set

Description: This function validates Settlement Day data with associated Day Types and Seasons along with Line Loss Factor Class data prepared by the Market Domain Data Agent, and loads it into the ISR system.

Triggered by Event
Market Domain Data Complete Set loaded
Implemented By Process
Load Market Domain Data Complete Set

9.1.23 Load Teleswitch Switching Times

Description: This function validates the file of Teleswitch contact intervals prepared by the Teleswitch Agent and loads it into the ISR system.

Triggered by Event
Teleswitch Switching Times Available
Implemented By Process
Load Teleswitch Contact Intervals

9.1.24 Load Line Loss Factor Data

Description: This function validates the Line Loss Factors from the distribution business and loads them into the ISR system.

Triggered by Event
Line Loss Factors Available
Implemented By Process
Validate Line Loss Factors

9.1.25 Load Pool Market Domain Data

Description: This function validates a file of Standard Settlement Configurations and associated data prepared by the Market Domain Data Agent, and loads it into the ISR system.

Triggered by Event
Pool Market Domain Data Loaded
Implemented By Process
Load Pool Market Domain Data

9.1.26 Load Regression Equations

Description: This function allows regression equations to be entered for each profile.

Triggered by Event
Regression Equation Deleted
Regression Equation Entered
Regression Equation Updated
Implemented By Process
Enter Regression Equations

9.1.27 Load Settlement Timetable

Description: This function validates the Settlement Timetable prepared by the Market Domain Data Agent, and loads it into the ISR system.

Triggered by Event

Settlement Timetable loaded
Implemented By Process
Load Settlement Timetable

9.1.28 Load Sunset Data

Description: This function allows a file of sunset times to be loaded into the database.

Triggered by Event
Sunset Data Loaded
Implemented By Process
Enter Time of Sunset

9.1.29 Load Supplier Purchase Matrix Data

Description: This function validates the Supplier Purchase Matrix from the Non-Half Hourly Data Aggregator and loads it into the SSR system.

Triggered by Event
SPM Data Available
Implemented By Process
Validate SPM Data

9.1.30 Produce Profile Reports

Description: This function produces reports showing details of the profile calculations.

Triggered by Event
None
Implemented By Process
Produce Supplier & DC Profile Reports

9.1.31 Specify Aggregator for GSP Group

Description: This function allows the list of aggregators from which ISRA expects aggregated data to be maintained. This data is used to validate that all the aggregators have provided data and to validate that a data aggregator is sending the correct type of aggregated data for the correct Supplier.

Triggered by Event
Aggregator Assigned to GSP Group
Aggregator Assignment Deleted
Implemented By Process
Specify Aggregator for GSP Group

9.1.32 Specify Distributor for GSP Group

Description: This function allows distributors, and their assignments to GSP Groups, to be maintained. This data is used to validate the incoming line loss data

Triggered by Event
Distributor Assigned to GSP Group
Distributor Assignment Deleted
Distributor Deleted
Distributor Entered
Distributor Updated
Implemented By Process
Specify Distributor for GSP Group

9.1.33 Specify Non-Half Hourly BM Unit Allocation

Description: This function is invoked by an ISRA user to allow details of Non-Half Hourly BM Unit Allocations to be maintained.

Triggered by Event

- Non-Half Hourly BM Unit Allocation Entered
- Non-Half Hourly BM Unit Allocation Updated
- Non-Half Hourly BM Unit Allocation Deleted
- Implemented By Process
- Assign NHH BM Units

9.1.34 Specify Profile Class and SSC Combinations

Description: This function allows the valid combinations of Profile Class and Standard Settlement Configuration to be defined. It also allows the average split of annual consumption over each measurement requirement to be defined.

- Triggered by Event
 - Standard Sett Config Assigned To Profile Class
 - Standard Sett Config Deassigned From Profile Class
 - Assignment to Profile Class Updated
- Implemented By Process
 - Assign Configurations to Profile Classes

9.1.35 Specify Suppliers Trading in GSP Group

Description: This function allows the list of Suppliers trading in each GSP Group to be maintained. This data is used to validate that data for all Suppliers have been received from the data aggregators prior to performing Settlement calculations.

- Triggered by Event
 - Supplier Finishes Trading in GSP Group
 - Supplier Starts Trading in GSP Group
- Implemented By Process
 - Assign Suppliers to GSP Groups

9.1.36 Run SSR

Description: Performs a full Settlements or Reconciliation run. Validates all the required data is available, profiles the non-half hourly meters and produces a deemed take for each half hour for each Supplier

- Triggered by Event
 - SSR Run Event
- Implemented By Process
 - Profile SPM data
 - Aggregate Profiled Data
 - Adjust for Line Losses
 - Calc & Apply GSP Group Correction
 - Calculate Deemed Supplier Take
 - Adjust for Non Pool Generation Spill
 - Produce TUoS Report
 - Produce DUoS Report
 - Apply PSP, TLM and LRM to Deemed Take
 - Invoke Run

9.2 Enquiry Descriptions

9.2.1 BM Unit Supplier Take Energy Volume Data Report Requested

Description: A BM Unit Supplier Take Energy Volume Data Report is requested by either a user or automatically following the completion of a Settlement Run.

9.2.2 EAC Data Extract

Description: The operator requests an extract of daily Profile Coefficient totals for a particular settlement day, for use in calculating annualised advances and EACs.

9.2.3 SSR Report Run

Description: The operator of the SSR system requests the production of Supplier reports for a settlement day.

9.2.4 Supplier Profile Reports

Description: The ISR Agent requests production of profiling reports for a Settlement Day.

9.2.5 Standing Data Update Report

Description: The ISR Agent requests a Standing Data Update Report with reference to either an individual Supplier or for all Suppliers, over a specified timeframe of user defined change dates.

11.0

9.3 Entity Event Matrix - Supplier Settlement & Reconciliation

	Entities																													
	Agg BM Unit Period Cons	Agg Supplier Period Cons	BM Unit for Supplier in GSP Group	Cons Component Class	Data Aggregator	Distributor	GSP Group Corr Factor	GSP Group Distributor	GSP Group Take	SSR Run In GSP Group	SSR Run Type	Line Loss Factor Class	NHH BMU Allocation	Period Supplier Purchase	Settlement	Settlement Class	Settlement Period LIF Class	Settlement Period Prices	SSA Settlement in GSP Group	SSA Settlement Run	Supplier	Supplier Data Aggregation Run	Supplier in GSP Group	Supplier Purchase Matrix	Supplier Time Change	Period Prof Class Coef	Settlement Day	Settlement Period		
Events																														
BM Unit for Supplier in GSP Group Deleted			D										D								R									
BM Unit for Supplier in GSP Group Entered			C																		R									
BM Unit for Supplier in GSP Group Updated			U										R								R									
BM Unit Registration Data Loaded			CU										R								R									
GSP Group Take Available									C									C	CU	CU	R					R	R			
Settlement Price Data Available																			C	CU						R	R			
Line Loss Factors Available									R				R						CU							R	R			
Aggregated Half Hour Data Available			CU	R	R		R														R		CU			R	R			
SPM Data Available				R			R																	U			R			
Supplier Details Entered				C																	C									
Supplier Details Updated																					U									
Supplier Details Deleted				D									D								D									
Supplier Starts Trading in GSP Group																								C						
Supplier Finishes Trading in GSP Group																								D						
Aggregator Assigned to GSP Group						C																								
Aggregator Assignment Deleted						D																								
Distributor Assigned to GSP Group										CU																				
Distributor Assignment Deleted										D																				
GSP Correction Scaling Factors Entered										C																	R			
GSP Correction Scaling Factors Updated										U																	R			
GSP Correction Scaling Factors Deleted										D																				
Line Loss Factor Codes Entered											R			C													R			
Line Loss Factor Codes Updated											R			U													R			
Line Loss Factor Codes Deleted											R			D													R			
NHH BM Unit Allocation Deleted				R										D							R						R			
NHH BM Unit Allocation Entered				R										C							R						R			
NHH BM Unit Allocation Updated				R										U							R						R			
Settlement Entered															C															
Settlement Updated															U															
Settlement Deleted															D															
Settlement Timetable Loaded															CU															
Archive SSR Daily Data	D	D	D	D			D			D	D		D	D	D			D	D	D	D	D	D		D			R		
SSR Run	CR	CR	R	R	R			C	R	R	C	R	R	R	CR	CR			R	R	R	R	C		R	R	R	R	U	R
System Installation				C								C																		

Note that the following entities are operational masters which are shown on the data model for purposes of logical completeness, but have no actual processing associated with them, and hence no events: Data Aggregator, Distributor, and Settlement Class.

Note that the following entities are read-only, because no requirement to update them has been identified: Consumption Component Class and SSR Run Type. The matrix shows them as being created by a dummy System Installation event.

DRAFT

9.4 Entity Event Matrix - Daily Profile Production

[illegible]

Note that the following entities are operational masters which are shown on the data model for purposes of logical completeness, but have no actual processing associated with them, and hence no events: Date Block, Day of the Week, and Time Block.

Note that the entity Teleswitch Contact is not updated nor deleted. They are present from inception and are not subsequently changed as any such fundamental change to requirements would significantly change the whole of the definition of requirements defined in this document.

9.5 System Events

Actual Noon Temperature Entered

The actual noon temperature is entered for a Settlement Day and GSP Group.

Aggregated Half Hour Data Available

The half hourly data aggregator makes a file of data available for a particular GSP Group, supplier and settlement day.

Aggregator Assigned to GSP Group

An aggregator (either half hourly or non-half hourly) is specified for a particular GSP Group and supplier. This event will occur, for example, at the start of trading in April 1998; or when a supplier changes the aggregator appointed for a GSP Group.

Aggregator Assignment Deleted

The link between an aggregator and a GSP Group is removed from the system. This event will occur, for example, when an assignment is entered in error; or when an assignment is subject to the Archive Criteria.

Archive Daily Profiles

The decision is taken to archive all the profile production data relating to a settlement day which is subject to the Archive Criteria.

Archive SSR Daily Data

The decision is taken to archive all the Supplier Settlement and Reconciliation data relating to a settlement day which is subject to the Archive Criteria.

Assignment to Profile Class Updated

The data for an existing combination of profile class and standard settlement configuration is updated.

BM Unit for Supplier and GSP Group Deleted

The user selects a Supplier and a GSP Group, and then selects an existing association to a BM Unit to be removed. The instance of BM Unit for Supplier in GSP Group is physically deleted along with any dependent occurrences of Non-Half Hourly BM Unit Allocation. Any GSP Group and Supplier combination can be chosen, not just those Suppliers trading in a GSP Group.

BM Unit for Supplier and GSP Group Entered

A BM Unit is entered for a Supplier in a GSP Group.

BM Unit for Supplier and GSP Group Updated

The user selects a Supplier and a GSP Group, and then selects an existing association to a BM Unit to be updated.

BM Unit Registration Data Loaded

A file containing BM Unit Registration Data is loaded.

Clock Change Deleted

A clock change is deleted from the system. This may be because it was originally entered in error; or it is subject to the Archive Criteria.

Clock Change Entered

A new clock change is entered onto the system.

Clock Change Updated

The details of a clock change already defined to the system are updated.

Clock Interval Deleted

One of the clock intervals defined for a time pattern regime is deleted. Typically this event would occur only if a clock interval was wrongly entered by the operator. The normal method of deleting a clock interval would be to delete the entire time pattern regime when it was no longer required.

Clock Interval Entered

One of the clock intervals for a time pattern regime is entered onto the system.

Data Collector Appointed to GSP Group

A Data Collector becomes active in a GSP Group, and therefore requires daily profile coefficient totals for that GSP Group.

Data Collector in GSP Group Deleted

A Data Collector ceases to be active in a GSP Group, and therefore no longer requires daily profile coefficient totals for that GSP Group.

Data Collector Deleted

A Data Collector is removed from the system. This event will occur, for example, when a Data Collector code is entered in error; or when the Data Collector is no longer active and therefore no longer requires daily profile coefficient totals.

Data Collector Details Entered

Details of a new Data Collector are entered onto the system.

Data Collector Details Updated

Details of an existing Data Collector are updated.

Day Type Specified for Settlement Day

The operator specifies the Day Type and Season Id for a Settlement Day.

Distributor Deleted

A distributor is removed from the system.

Distributor Entered

A new distributor is entered into the system.

Distributor Updated

Details of an existing distributor are updated.

Distributor Assigned to a GSP Group

A distributor is assigned to a GSP Group. This event will occur, for example, at the start of trading in April 1998 and when they begin to operate in a new GSP Group.

Distributor Assignment Deleted

The link between a distributor and a GSP Group is removed from the system. This event will occur, for example, when an assignment is entered in error.

GSP Correction Scaling Factors Deleted

The GSP Correction Scaling factor for a particular component and period of time is removed from the system. This event will occur, for example, when a scaling factor is entered in error; or when the period of time to which the scaling factor applies is subject to the Archive Criteria.

GSP Correction Scaling Factors Entered

A new GSP Correction Scaling Factor is entered on the system. This event will occur when the scaling factor for a consumption component changes.

GSP Correction Scaling Factors Updated

The value of a GSP Correction scaling factor is amended (without the period it covers changing). This event is only likely to occur if the value was originally entered in error.

GSP Group Deleted

A GSP Group is deleted from the system. This event may occur if GSP Groups are reorganised; or if a GSP Group is entered in error.

GSP Group Entered

A new GSP Group is entered onto the system. This may occur both at the start of trading, and subsequently if GSP Groups are reorganised.

GSP Group Take Available

A file of GSP Group Take data becomes available from the existing settlement system.

Line Loss Factor Codes Deleted

A line loss factor class code is removed from the system. This event will occur, for example, when the class was entered in error; or when it is subject to the Archive Criteria.

Line Loss Factor Codes Entered

A new line loss factor class is defined to the system.

Line Loss Factor Codes Updated

Details of an existing line loss factor class are amended.

Line Loss Factors Available

The file of line loss factor values for a Distributor becomes available from the relevant Host PES Distribution Business.

Market Domain Data Complete Set Loaded

Settlement Day and Line Loss Factor Class details read from the file of published Market Domain Data prepared by the Market Domain Data Agent is loaded into the ISR system.

Non Half Hourly BM Unit Allocation Entered

A Non-Half Hourly BM Unit Allocation is entered.

Non Half Hourly BM Unit Allocation Updated

A Non-Half Hourly BM Unit Allocation is updated.

Non Half Hourly BM Unit Allocation Deleted

A Non-Half Hourly BM Unit Allocation is deleted.

Pool Market Domain Data Loaded

A file of Standard Settlement Configurations and associated data prepared by the Market Domain Data Agent is loaded into the ISR system.

Profile Class Deleted

A profile class is removed from the system. This event will occur, for example, when a profile class is entered in error; or when the profile class is subject to the Archive Criteria.

Profile Class Entered

A new profile class is entered onto the system.

Profile Class Updated

Details of an existing profile class are updated.

Profile Deleted

A profile is removed from the system. This event will occur, for example, when a profile is entered in error; or when the profile is subject to the Archive Criteria.

Profile Entered

A new profile is entered onto the system.

Profile Updated

Details of an existing profile are updated.

Profiling Run

The ISR Agent requests that profiles are calculated for a given Settlement Day.

Regression Equation Deleted

A regression equation is removed from the system. This event will occur, for example, when the regression equation is subject to the Archive Criteria.

Regression Equation Entered

A file of regression equation data is loaded onto the system.

Regression Equation Updated

A file of regression equation data is reloaded, overwriting the original data.

Set of Average Consumption Fractions Deleted

A set of Average Fraction of Yearly Consumption values are removed from the system. This event will occur, for example, when the data was entered in error; or when it is subject to the Archive Criteria.

Set of Average Consumption Fractions Entered

A set of Average Fraction of Yearly Consumption values are entered onto the system for a combination of Standard Settlement Configuration, Profile Class, and GSP Group.

Set of Average Consumption Fractions Updated

A set of Average Fraction of Yearly Consumption values are entered onto the system for a combination of Standard Settlement Configuration, Profile Class, and GSP Group.

Settlement Deleted

Details of a planned Settlement are removed from the system.

Settlement Entered

A planned Settlement is defined on the system.

Settlement Timetable Loaded

Details of the overall Settlement Timetable and the Settlement Codes, Planned SSR Run Dates and Payment Dates for each Settlement Date prepared by the Market Domain Data Agent is loaded into the ISR system.

Settlement Updated

Details of a planned Settlement are updated.

SPM Data Available

A file of aggregated annual consumption data becomes available from a non-half hourly aggregator system.

SSR Run Event

The operator of the SSR system requests that an SSR Run be carried out for a particular settlement day and selected GSP Groups.

Standard Sett Config Assigned To Profile Class

A particular combination of standard settlement configuration and profile class is specified as valid.

Standard Sett Config Deassigned From Profile Class

A particular combination of standard settlement configuration and profile class, which had previously been specified as valid, is removed from the system. This may be because it was originally marked as valid in error; or because it is subject to the Archive Criteria.

Standard Settlement Configuration Deleted

A standard settlement configuration is removed from the system. This event will occur, for example, when a standard settlement configuration is entered in error; or when the standard settlement configuration is subject to the Archive Criteria.

Standard Settlement Configuration Entered

A new standard settlement configuration is entered onto the system.

Standard Settlement Configuration Updated

Details of an existing standard settlement configuration are updated.

Sunset Data Loaded

A file of sunset times for a GSP Group are loaded into the system.

Supplier Details Deleted

A supplier is removed from the system. This event will occur, for example, when a supplier code is entered in error; or when the supplier is subject to the Archive Criteria.

Supplier Details Entered

Details of a new supplier are entered onto the system.

Supplier Details Updated

Details of an existing supplier are updated.

Supplier Finishes Trading in GSP Group

A supplier indicates that it is no longer trading in a particular GSP Group (and will therefore not be submitting aggregated data).

Supplier Starts Trading in GSP Group

A supplier indicates that it has started trading in a particular GSP Group (and will therefore be submitting aggregated data).

System Installation

Dummy event, representing the setting up of each instance of the system to include fixed data such as SSR Run Types.

Teleswitch Contact Interval Deleted

A Teleswitch contact interval is removed from the system.

Teleswitch Contact Interval Entered

Details of a new Teleswitch contact interval are entered onto the system.

Teleswitch Contact Interval Updated

Details of an existing Teleswitch contact interval are updated.

Teleswitch Switching Times Available

A file of Teleswitch contact intervals (Teleswitch switching times) prepared by the Teleswitch Agent is loaded into the ISR system.

Teleswitch Register and Contact Rules Deleted

A Teleswitch register rule and its associated Teleswitch contact rule(s) are removed from the system.

Teleswitch Register and Contact Rules Entered

Details of a new Teleswitch register rule and its associated Teleswitch contact rule(s) are entered onto the system.

Teleswitch Register and Contact Rules Updated

Details of an existing Teleswitch register rule and its associated Teleswitch contact rule(s) are updated.

Time Pattern Assigned to Standard Sett Config

A time pattern is assigned to a standard settlement configuration. This event will typically occur as part of the process of defining a new standard settlement configuration.

Time Pattern Deassigned From Standard Sett Config

A time pattern is deassigned from a standard settlement configuration, thus deleting a measurement requirement from the system. This event will typically occur only if an error is made while defining a standard settlement configuration. Measurement Requirements will normally be deleted by deleting the associated standard settlement configuration when it is no longer required.

Time Pattern Regime Deleted

A time pattern regime is removed from the system. This event will occur, for example, when a time pattern regime is entered in error; or when the time pattern regime is subject to the Archive Criteria.

Time Pattern Regime Entered

A new time pattern regime is entered onto the system.

Time Pattern Regime Updated

Details of an existing time pattern regime are updated.

10 USER ROLES

10.1 User Catalogue

1. The User Catalogue defines all on-line Users of the required system and the tasks associated with them.

Job Title	Job Activities Description
ISR Agent	<p>Administrator of ISRA system for specified GSP Groups. The activities of this job cover all aspects of the operation of these GSP Groups. This includes the following:</p> <ul style="list-style-type: none"> • maintaining standing data for the system • monitoring and support of the operation of the system • monitoring the support of the operation of the interfaces • system monitoring for performance and capacity • checking the collection of data for a run • checking the electronic collection of daily data • entering manually collected data • initiating Settlement runs • initiating Reconciliation runs • initiating reporting runs • managing audit, security and control • managing backup, recovery and archive

10.2 User Roles

1. The User Roles define, at the highest level, the different roles performed, the jobs performed and the job descriptions.

User Role	Job Title	Activities
ISRA Operator	ISR Agent	<ul style="list-style-type: none">• checking the collection of data for a run• checking the electronic collection of daily data• entering manually collected data• initiating Settlement runs• initiating Reconciliation runs• initiating reporting runs
ISRA System Manager	ISR Agent	<ul style="list-style-type: none">• system monitoring for performance and capacity• managing audit, security and control• managing backup, recovery and archive
ISRA Operations Supervisor	ISR Agent	<ul style="list-style-type: none">• maintaining standing data for the system• monitoring and support of the operation of the system• monitoring the support of the operation of the interfaces

The User Role Function Matrix will be available after the Logical Design stage.

10.3 Organisational Roles

1. The New Electricity Trading Arrangements identify a number of 'roles' which may be undertaken by different organisations. These are not users of the ISRA system, but they are related to ISRA in that they are external entities and as such sources or recipients of data from ISRA.

1998 Role	Organisation	NETA Functions
ISR Agent	ISR Agent(s)	<ul style="list-style-type: none"> Daily Profile Production Initial Settlement Calculation Reconciliation Calculation
Non-HH Data Collector	Host PES (to 31/3/2000) Data Collectors	<ul style="list-style-type: none"> Data Collection Data Processing EAC Calculation Meter Advance Derivation
Non-HH Data Aggregator	Host PES (to 31/3/2000) Data Aggregators	<ul style="list-style-type: none"> Supplier Data Aggregation
HH Data aggregator	Data Aggregators	<ul style="list-style-type: none"> HH Data Aggregation
Settlement Administration Agent (SAA)	IMServ	<ul style="list-style-type: none"> Determination of energy information, imbalance and balancing and total mechanism charges and payments.
Central Data Collection Agent	IMServ	Administration of the Central Data Collection System
Profile Administrator	Electricity Association Services Ltd (EASL)	<ul style="list-style-type: none"> Load research and provision of Regression Equations
PRS Agent	PRS Agent(s)	<ul style="list-style-type: none"> Administration and operation of PRS
Supplier	Host REC Energy Supplier Non-Host Energy Supplier	<ul style="list-style-type: none"> Energy Supplier
Transmission Use of System Administrator (TUoS)	TC Use of System	<ul style="list-style-type: none"> Calculation of Transmission Use of System charges
ISRA Auditor	Pool Auditor	<ul style="list-style-type: none"> Examining database data Examining exception and log runs Examining audit trails

1998 Role	Organisation	NETA Functions
Market Domain Data Agent	ISR Agent	<ul style="list-style-type: none"> Maintenance and distribution of Market Domain Data
Electricity Pool Administrator (Pool)	Chief Executive's Office	<ul style="list-style-type: none"> Provision of Pool statistics
Teleswitch Agent	Electricity Association Services Ltd (EASL)	<ul style="list-style-type: none"> Provision of Teleswitch Data Service
Central Registration Agent	IMserv	<ul style="list-style-type: none"> Administration and operation of the Central Registration System.
Distributor	Distribution Business	<ul style="list-style-type: none"> Distributes electricity

DRAFT

APPENDIX A DEFINITION OF TERMS

This section is now in the 1998 Programme Glossary of Terms, reference 10.

DRAFT

APPENDIX B DATA CATALOGUE

This section contains a brief description of each data item or attribute used within the Data Flow Model and the Logical Data Model. The full definition of each data item will be available after the Logical Design stage.

AA/EAC Indicator

Bi-state indicator defining, for a non-half hourly metered Consumption Component Class, whether the profiled consumption is based on an Annualised Advance or an Estimated Annual Consumption.

Actual Noon Temperature

The arithmetic average of noon temperature as measured at representative weather stations within the GSP Group area.

Actual/Estimated Indicator

Bi-state indicator showing whether a Consumption Component Class pertains to actual or estimated half hourly meter data.

Aggregated Supplier Consumption

The sum of the Supplier Consumption for a GSP Group prior to GSP Group Correction. Values are unsigned.

Aggregated BM Unit Energy

The total consumption for a BM Unit for Supplier in GSP Group within a Consumption Component Class within a Settlement Period before GSP Group Correction is applied.

Aggregated BM Unit Line Losses

The total line and transformer loss incurred transferring energy between the GSPs and customers for a BM Unit for Supplier in GSP Group within a Consumption Component Class within a Settlement Period before GSP Group Correction is applied

Aggregated Supplier Line Loss

The total line and transformer loss incurred transferring energy between the GSPs and customers for a Supplier within a GSP Group. Values are unsigned.

Average Fraction of Yearly Consumption

The estimated fraction of consumption for metering systems in the Profile Class and Standard Settlement Configuration which belongs to the particular Measurement Requirement.

BM Unit Id

The basic unit of trade for Balancing Mechanism action. A BM Unit is the smallest number of Meter Points for which metered data is available to the Settlement Administration Agent.

CDCA Set Number

The unique set number generated for a CDCA settlement run within a Settlement Day. This data item replaces data item 'SSA Settlement Run Number' for Settlement Days from the start of the NETA. For backwards compatibility, the attributes and logical format of the SSA Settlement Run Number are retained for this data item.

CDCA Settlement Date

The Settlement Date for which a CDCA settlement run is performed. This data item replaces data item 'SSA Settlement Date' for Settlement Days from the start of the NETA. For backwards compatibility, the attributes and logical format of the SSA Settlement Date are retained for this data item.

CDCA Extract Number

The CDCA Extract Number used as a basis of the Settlement Run. This data item replaces data item 'CDCS Extract Number' for Settlement Days from the start of the NETA. For backwards compatibility, the attributes and logical format of the CDCS Extract Number are retained for this data item.

Change Date

The date on which clocks go forward or back to cater for daylight saving time.

Consumption Component Class Id

The unique identifier for a Consumption Component Class.

Consumption Component Indicator

A tri-state data item which shows whether a Consumption Component Class can be categorised by:

- a) Metering System Specific Line Loss,
- b) Class Specific Line Loss,
- c) Consumption.

Corrected BM Unit Energy

For a half hour period, the amount of energy attributed to a BM Unit for Supplier In GSP Group within a Consumption Component Class after GSP Group Correction has been applied.

Corrected Supplier Consumption

For a half hour period, the amount of energy attributed to a Supplier, within a Consumption Component Class, after GSP Group Correction has been applied.

Corrected BM Unit Line Losses

For a half hour period, the deemed line loss which has been attributed a BM Unit for Supplier in GSP Group within a Consumption Component Class.

Corrected Supplier Line Loss

For a half hour period, the deemed line loss which has been attributed to a Supplier, within a Consumption Component Class.

Daily Corrected BM Unit Energy

A derived item for the daily Corrected BM Unit Energy for a BM Unit for Supplier in GSP Group within a Consumption Component Class for a Settlement Day. It is derived from:

Sum (over all Settlement Periods in a day) Corrected BM Unit Energy.

Daily Corrected BM Unit Line Losses

A derived item for the daily Corrected BM Unit Line Losses for BM Unit for Supplier in GSP Group within a Consumption Component Class for a Settlement Day. It is derived from:

Sum (over all Settlement Periods in a day) Corrected BM Unit Line Losses.

Daily Corrected Supplier Deemed Take

A derived item for the daily corrected supplier Deemed Take for a Supplier in a GSP Group, for a Settlement Day. It is derived from:

Sum (over all Settlement Periods in a Settlement Day) Period Corrected Supplier Deemed Take.

Daily Uncorrected Period BM Unit Total Allocated Volume

A derived item for the daily uncorrected BM Unit total allocated volume for a BM Unit for a Settlement Day. It is derived from:

Sum (over all Settlement Periods in a day) Uncorrected Period BM Unit Total Allocated Volume.

Daily Non-Corrected Supplier Deemed Take

A derived item for the daily non-corrected supplier Deemed Take for a Supplier in a GSP Group, for a Settlement Day. It is derived from:

Sum (over all Settlement Periods in a Settlement Day) Period Non-Corrected Supplier Deemed Take.

Daily Profile Coefficient

The daily totalled coefficient after the following adjustment has been made: Daily adjustment (different for each GSP Group) according to daily profile variables from the Authorised Temperature Provider i.e. Noon Effective Temperature, Time of Sunset and Type of Day (Sunday, Bank Holiday, etc.)

Daily Profiled SPM Total Annualised Advance

A derived data item created by summing the "Profiled SPM Total Annualised Advance" for a Settlement Class over all Settlement Periods.

Daily Profiled SPM Total EAC

A derived data item created by summing all "Profiled SPM Total EAC" and "Profiled SPM Total Unmetered Consumption" for a Settlement Class over all Settlement Periods.

Daily Supplier Deemed Take

A derived item for the daily supplier Deemed Take for a Supplier in a GSP Group, for a Settlement Day. It is derived from:

Sum (over all Settlement Periods in a Settlement Day) Period Supplier Deemed Take.

Daily Supplier Purchase Total

A derived item for the daily total purchases by a Supplier in a GSP Group, for a Settlement Day, derived from:

Sum (over all Settlement Periods in a Day) Period Supplier Purchase Total.

Data Aggregation Run Number

The unique number allocated to a data aggregation run by a Data Aggregator.

Data Aggregation Type

An indicator of what type of aggregation a particular Data Aggregator is performing - half hourly or non-half hourly.

Data Aggregator HH MSID Count

The count of half hourly metering systems by Consumption Component Class and Supplier. The count is supplied by the Data Aggregator with which those Metering Systems are registered.

Data Aggregator Id

The unique national identifier for a Data Aggregator company.

Data Collector Id

The unique national identifier for a Data Collection company.

Data Collector Name

The name of a Data Collection company.

Date and Time Sent {Aggregation Run}

The date and time at which a Data Aggregator company sends Data Aggregation Run data to the ISRA system.

Date (Midnight to Midnight UTC)

A calendar date, covering 24 hours from midnight to midnight in UTC.

Day of the Week Id

The identifier for a day of the week.

Day Type Id

System identifier for the type of settlement day, e. g.:

Saturday

Sunday

Weekday

Direction Of Energy Flow

A bi-state data item indicating whether the energy flow is import or export. Energy consumption is (Active) Import or Non-Pooled Generation is (Active) Export.

Distributor Id

The unique national identifier of a Distributor.

Distributor Name

Name to expand data item Distributor Id

Effective From Date {DCIGG}

The inclusive calendar date from which a Data Collector begins operating in a GSP Group.

Effective From Date {IAA}

The inclusive calendar date from which ISR Agent Appointment begins for a GSP Group.

Effective From Settlement Date {AFOYCS}

The inclusive Settlement Date from which an Average Fraction of Yearly Consumption Set becomes effective.

Effective From Settlement Date {BMUIGG}

The inclusive Settlement Date from which a BM Unit for a Supplier and GSP Group combination becomes effective.

Effective From Settlement Date {DAIGG}

The inclusive Settlement Date from which a Data Aggregator begins operating in a GSP Group.

Effective From Settlement Date {GGD}

The inclusive Settlement Date from which a Distributor begins operating for a GSP Group.

Effective From Settlement Date {LLFC}

The inclusive Settlement Date from which a Line Loss Factor Class becomes effective.

Effective From Settlement Date {NHHBMUA}

The inclusive Settlement Date from which a Valid Settlement Configuration Profile Class is allocated to a BM Unit for Supplier in GSP Group.

Effective From Settlement Date {PSET}

The inclusive Settlement Date from which a Profile Regression Equation Set becomes effective.

Effective From Settlement Date {PROF}

The inclusive Settlement Date from which a Profile becomes effective.

Effective From Settlement Date {SIGG}

The inclusive Settlement Date from which a Supplier begins trading in a GSP Group.

Effective From Settlement Date {VSCPC}

The inclusive Settlement Date from which a Valid Settlement Configuration and Profile Class combination becomes effective.

Effective Time (UTC)

The time at which a particular Teleswitch contact is instructed to change state, within all teleswitched metering systems in a particular Teleswitch Group

Effective To Date {DCIGG}

The inclusive calendar date after which a Data Collector ceases to operate in a GSP Group.

Effective To Date {IAA}

The inclusive calendar date at which ISR Agent Appointment begins for a GSP Group.

Effective To Settlement Date {AFOYCS}

The inclusive Settlement Date after which an Average Fraction of Yearly Consumption Set ceases to be valid.

Effective To Settlement Date {BMUIGG}

The inclusive Settlement Date after which a BM Unit ceases to operate for a Supplier and GSP Group combination.

Effective To Settlement Date {DAIGG}

The inclusive Settlement Date after which a Data Aggregator ceases to operate in a GSP Group.

Effective To Settlement Date {GGD}

The inclusive Settlement Date after which a Distributor ceases to operate for a GSP Group.

Effective To Settlement Date {LLFC}

The inclusive Settlement Date after which a Line Loss Factor Class ceases to be valid.

Effective To Settlement Date {NHHBMUA}

The inclusive Settlement Date after which a Valid Settlement Configuration Profile Class is no longer allocated to a BM Unit for Supplier in GSP Group.

Effective To Settlement Date {PROF}

The inclusive Settlement Date after which a Profile ceases to be valid.

Effective To Settlement Date {SIGG}

The inclusive Settlement Date after which a Supplier ceases to operate in a GSP Group.

Effective To Settlement Date {VSCPC}

The inclusive Settlement Date after which a valid combination of Settlement Configuration and Profile Class ceases to be used.

End Date and Time {Tele-switch Contact Interval}

The date and time of day on which a Tele-switch Contact Interval ends.

End Day

The day of the month, expressed numerically, on which the end of an 'on' clock interval (by ISR definition) falls.

End Month

The month in which an 'on' clock interval (defined by ISR) ends.

End Time

A time at which time-switched metering system registers associated with a Time Pattern Regime are instructed to switch OFF.

End Time {Tele-switch Interval}

A time at which teleswitched metering system registers associated with a Time Pattern Regime are instructed to switch OFF.

GMT Indicator

An indicator showing whether a Time Pattern Regime records switching times in GMT or clock (local) time. Values are: Y - times recorded in GMT; N- times recorded in local time.

GMT Time

The time according to Greenwich Mean Time.

Group Average Annual Consumption

The estimated average annual consumption for metering systems in a Profile Class for a GSP Group.

GSP Group Correction Factor

The factored weighting that is applied to selected Consumption Component Classes to ensure that GSP Group Deemed Take is the same as the Group Take measured at GSP level.

GSP Group Correction Scaling Factor

A factor (S) which can be applied to the GSP Group Correction Factor to define to what degree the GSP Group Correction Factor will be applied to a particular Consumption Component Class:

S=0 - GSP Group Correction Factor not applied;

S=1 - GSP Group Correction Factor applied;

0<=S<=1 - GSP Group Correction Factor partially applied;

S>1 - GSP Group Correction Factor over-applied.

GSP Group Id

The unique national identifier for a particular GSP Group.

GSP Group Name

Name to expand data item GSP Group Id.

GSP Group Take

The energy consumption for the GSP Group measured at the Grid Point level by meter.

Line Loss Factor

The multiplicative factor applied to a customer's consumption to convert it into its estimated original consumption at the GSP level i.e. before transformer and line losses.

Line Loss Factor Class Id

The identifier for a class of Line Loss which applies to a group of metering systems.

Low Register Profile Coefficient

A profile coefficient which, when multiplied by an estimate of annual consumption, produces an estimate of consumption for the low register of a metering system.

Market Participant Role Code

The code which identifies the role which a Market Participant performs in the market.

Measurement Quantity Id

The unique identifier for a quantity which may be measured (e.g. consumption or generation).

Metered/Unmetered Indicator

Bi-state indicator showing whether the Consumption Component is for a metered supply or unmetered supply.

Metering System Specific Line Loss Factor Class Id

An indicator to show whether a Line Loss Factor Class is a general class or metering system specific.

MRPC Supplier Profiled AA

A derived item created by summing over all Settlement Periods in a day, over all Suppliers in a GSP Group, the Profiled SPM Total Annualised Advance for all Suppliers for a Valid Measurement Requirement Profile Class.

MRPC Supplier Profiled EAC

A derived item created by summing over all Settlement Periods in a day, over all Suppliers in a GSP Group, the Profiled SPM Total EAC for all Suppliers for a Valid Measurement Requirement Profile Class.

MRPC Supplier Profiled Unmetered Consumption

A derived item created by summing over all Settlement Periods in a day, over all Suppliers in a GSP Group, the Profiled SPM Total Unmetered Consumption for all Suppliers for a Valid Measurement Requirement Profile Class.

MSID Count

The count of metering systems for each Consumption Component Class (CCC) for each Supplier in a GSP Group by Settlement Period. This count aggregates the other MSID counts.

Noon Effective Temperature

This is the weighted average of the actual noon (clock time) temperatures for the settlement day and the previous two settlement days.

Normal Register Profile Coefficient

A profile coefficient which, when multiplied by an estimate of annual consumption, produces an estimate of consumption for the normal register of a metering system.

Payment Date

The date on which payment must be made for Suppliers' energy purchases.

Period BM Unit Total Allocated Volume

A derived item detailing total energy allocated to a BM Unit for a half hour period of a Settlement Day. Derived by:

summing Corrected BM Unit Energy and Line Losses across Consumption Component Classes for a BM Unit.

Period Corrected Supplier Deemed Take

A derived item for the deemed take, attributable to supplies which are subject to group correction, by a Supplier in a GSP Group, for a half hour period of a Settlement Day. The figure is derived by subtracting the Period Non-Corrected Supplier Deemed Take from the Period Supplier Deemed Take. For this subtraction, external data formats are used to ensure that the relation Period Corrected Supplier Deemed Take + Period Non-Corrected Supplier Deemed Take = Period Supplier Deemed Take holds exactly.

Period Non-Corrected Supplier Deemed Take

A derived item for the deemed take, attributable to supplies which are not subject to group correction, by a Supplier in a GSP Group, for a half hour period of a Settlement Day. Derived by :

Sum Aggregated Supplier Consumption and Line Loss across Consumption Component Classes which are not subject to Group Correction.

Period Profile Coefficient Value

A profile coefficient which, when multiplied by an estimate of annual consumption, produces an estimate of consumption for a metering system register.

Period Register On State Indicator

An indicator showing whether metering system registers associated with a Time Pattern Regime are to be treated as ON or OFF in a Settlement Period.

Period Supplier Deemed Take

The deemed take at GSP level for a Supplier during a half hour period.

Period Supplier Purchase Total

The financial liability (money owed) by an Supplier for energy used within a half hour period.

Planned SSR Run Date

The date on which an SSR system run is scheduled for a particular Settlement Day and GSP Group.

Pool Member Id

An identifier which uniquely references a member of the Electricity Pool of England and Wales.

Post Change Local Time

The local clock time after a clock change.

Profile Class Description

A description of the Profile Class for a given Profile Class Id.

Profile Class Id

The unique identifier for the Profile Class which holds the profile to be applied to a non-half hourly metered set of supplies belonging to that class.

Profile Description

A description of the profile in use.

Profile Id

A unique identifier for a profile within a Profile Class.

Profile Production Run Number

A unique identifier for a particular Profile Production Run.

Profile Settlement Periods

The number of Settlement Periods that a profile covers.

Profiled SPM Consumption

A derived data item created by summing "Profiled SPM Total Annualised Advance", "Profiled SPM Total EAC" and "Profiled SPM Total Unmetered Consumption" for a Settlement Class and Settlement Period.

Profiled SPM Total Annualised Advance

The profiled Annualised Advance in a Settlement Period for a Supplier in a GSP Group by Settlement Class and Settlement.

Profiled SPM Total EAC

The profiled Estimated Annual Consumption in a Settlement Period for a Supplier in a GSP Group by Settlement Class and Settlement.

Profiled SPM Total Unmetered Consumption

The profiled unmetered consumption in a Settlement Period for a Supplier in a GSP Group by Settlement Class and Settlement.

Regression Coefficient

A coefficient or variable which specifies how consumption for a Profile varies, and is substituted into a Regression Equation.

Regression Coefficient Type

The valid types of Regression Coefficient. The initial set are:

Time of Sunset
(Time of Sunset)²
Noon Effective Temperature
Day of Week 1
Day of Week 2
Day of Week 3
Day of Week 4
Constant

Scottish Day Type Id

System identifier for the type of Settlement Day applicable to Scotland only.

Season Id

The unique identifier given to a specified Season.

Settlement Code

A code which, together with the Settlement Date, identifies a Settlement published in the Pool's Settlement Timetable. It identifies the type of Settlement. Initial values may be Final Initial Settlement, First Reconciliation, Second Reconciliation, Third Reconciliation, Final Reconciliation, Dispute, Final Dispute.

Settlement Code Description

The description of a Settlement Code, for example "Final Initial Settlement".

Settlement Date

The date on which energy is deemed to be used and must be later settled for. Also known as the Trading Day.

Settlement Period Id

The identifier - unique for a particular day - for a half hour trading period. A number between 1 and 50.

Settlement Period Label

The end time of a Settlement Period e.g. 00:30, 14:00. Where there is a backward Clock Change, the same Settlement Period will occur twice in one Settlement Day. The second occurrence of the Settlement Period end time is denoted with the suffix 'a' e.g. 01:30a.

SPM Default EAC MSID Count

The number of default EACs that had to be used in the calculation of a Supplier Purchase Matrix's SPM Total EAC.

SPM Default Unmetered MSID Count

The number of default EACs that had to be used in the calculation of a Supplier Purchase Matrix's SPM Total Unmetered Consumption.

SPM Total AA MSID Count

The count of non-half hourly metering systems whose consumption is based on an Annualised Advance and which are not de-energised with zero Annualised Advance for all Settlement Registers. It is for a given Supplier and Settlement Class within a GSP Group for a Settlement Run. The count is supplied by the Data Aggregator with which those Metering Systems are registered.

SPM Total Annualised Advance

The sum of Annualised Advances for a cell of the Supplier Purchase Matrix.

SPM Total Annualised Advance Report Value

The sum of Annualised Advances for a cell of the Supplier Purchase Matrix.

SPM Total All EACs

A derived data item created by summing the “SPM Total EAC” and “SPM Total Unmetered Consumption” for a Settlement Class.

SPM Total EAC

The sum of Estimated Annual Consumptions for a cell of the Supplier Purchase Matrix.

SPM Total EAC MSID Count

The count of non-half hourly metering systems whose consumption is based on an Estimated Annual Consumption. It is for a given Supplier and Settlement Class within a GSP Group for a Settlement Run. The count is supplied by the Data Aggregator with which those Metering Systems are registered.

SPM Total Unmetered Consumption

The sum of the estimated annual unmetered consumption for a cell of the Supplier Purchase Matrix.

SPM Total Unmetered MSID Count

The count of non-half hourly Unmetered Systems. It is for a given Supplier and Settlement Class within a GSP Group for a Settlement Run. The count is supplied by the Data Aggregator with which those systems are registered.

SSR Run Date

The date on which an SSR system run is done for a particular Settlement Day and GSP Group.

SSR Run Number

The unique identifier which the system creates for a SSR run.

SSR Run Type Id

The type of run to which an SSR run belongs. Proposed types will be the same as for Settlement Code.

Standard Settlement Configuration Desc

Description of a logical non-half hourly metering configuration supported by the settlement process.

Standard Settlement Configuration Id

A unique identifier for a logical non-half hourly metering configuration supported by the settlement process.

Standard Settlement Configuration Type

Identifies whether the Standard Settlement Configuration should be used for Import or Export Metering Systems.

Start Date and Time {Tele-switch Contact Interval}

The date and time of day on which a Tele-switch Contact Interval starts.

Start Day

The inclusive day of the month, expressed numerically, on which an ‘on’ clock interval (by ISR definition) commences.

Start Month

The month in which an ‘on’ clock interval (defined by ISR) commences.

Start of Day Tele-switch On Indicator

Identifies whether a particular Teleswitch contact is closed (on) or open (off) at 00:00 UTC on a particular day, within all teleswitched metering systems in a particular Teleswitch Group. Valid values are as for data item Tele-switch Contact State.

Start Time

A time at which time-switched metering system registers associated with a Time Pattern Regime are instructed to switch ON.

Start Time {Tele-switch Interval}

A time at which teleswitched metering system registers associated with a Time Pattern Regime are instructed to switch ON.

Sunset Variable

The number of minutes that the sun sets after 1800 hours GMT (negative if before). This data item is derived from "Time of Sunset".

Supplier Id

The unique national identifier for a Supplier of electricity.

Supplier Name

The name of an electricity supplier.

Switched Load Indicator

A bi-state indicator which indicates whether metering system registers associated with the Measurement Requirement are used for switching loads.

Switched Load Profile Class Ind

Indicates whether or not the Profile Class can be used for metering systems with switched load.

Tele-switch Contact Code

One of the logical contacts within each tele-switched meter, as supported by the existing tele-switch telecommunications infrastructure. Existing values are A,B,C or D.

Tele-switch Contact Rule

Indicates whether a particular rule, identified by a Tele-switch Register Rule Id, is satisfied depending on the state of a particular tele-switch contact. Valid values are:

- i) '0' meaning the Tele-switch Register Rule Id is satisfied if the contact is off;
- ii) '1' meaning the Tele-switch Register Rule Id is satisfied if the contact is on.

Tele-switch Group Id

An identifier for one of the groups of Teleswitches controlled by a Teleswitch user.

Tele-switch On Indicator

Identifies whether a particular Teleswitch contact is closed (on) or open (off) immediately after switching state, within all teleswitched metering systems in a particular Tele-switch Group. Valid values are as for data item Tele-switch Contact State.

Tele-switch Register Rule Id

A number which distinguishes between the different rules associated with a Tele-switch Time Pattern Regime. The rules identify the switching relationships between tele-switch contacts and Settlement registers. The numbering of the rules defining the behaviour of each Time Pattern Regime is arbitrary, and decided at the time when the Market Domain Data is approved.

Tele-switch Switch Id

A dummy value to be used in the Standard Settlement Configuration Report. This is required for consistency with an earlier version of the report where there was an extra field defined. This takes a constant value of 'A'.

Tele-switch Time Pattern Regime Id

The identifier for the teleswitched time pattern regime being used to calculate money owed for energy used by each customer.

Tele-switch User Id

The identifier for a user (an electricity supplier) of the Teleswitch control unit.

Tele-switch/Clock Indicator

An indicator showing whether a Time Pattern Regime is controlled by a Teleswitch or a timeswitch (clock).

Time of Sunset

The time of sunset for a GSP Group.

Time Pattern Regime Id

The identifier for the time pattern regime being used to calculate money owed for energy used by each customer.

Timestamp

The date and time associated with a GSP Group.

Transmission Loss Multiplier

The multiplication factor which converts MWh into energy actually supplied by the generating company(ies).

Transmission Losses Reconciliation Multiplier

For a Settlement Period in a Transmission Service Day, the scaling factor used in the determination of Transmission Services Reconciliation Demand.

Unadjusted Supplier Deemed Take

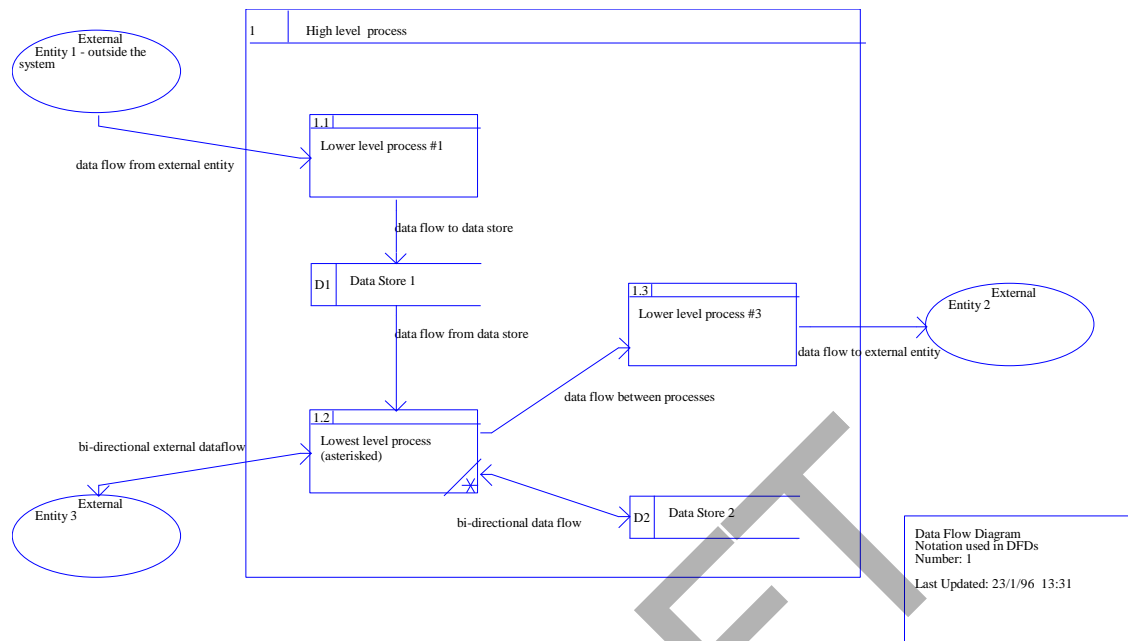
The deemed take at GSP level for a Supplier during a half hour period before any adjustments have been made during Non Pooled Generation spill processing.

Uncorrected Period BM Unit Total Allocated Volume

A derived item detailing total energy allocated to a BM Unit before group correction is applied for a half hour period of a Settlement Day. Derived by:

for a BM Unit, summing Aggregated BM Unit Energy and Line Losses across Consumption Component Classes

APPENDIX D DATA FLOW DIAGRAM NOTATION



APPENDIX E EXAMPLE OF PROFILING

The following example is intended to show how the processes of chunking and algorithmic profiling, as specified in the Elementary Process Descriptions in section 6, would work for a hypothetical tariff.

E.1 Hypothetical Tariff

Consider a hypothetical domestic tariff, of the Economy 7 type, as follows:

- low register is time-switched on between 00:30-06:30 and 14:30-16:30 in every Settlement Day. A single normal register is on for the remainder of the day;
- on average, 60% of consumption is Switched Load and 40% is Base Load.

E.2 Data Entered in ISR

In order to support this tariff, data would be set up in ISR as follows:

- a Standard Settlement Configuration would be created for the tariff, and would be specified as being valid only for the Domestic Economy 7 Profile Class. Two Time Pattern Regimes would be created: one for the low register, with two Clock Intervals, and one for the normal register, with three Clock Intervals.
- Load Research would provide regression equations for the Base and Switched Load components. (They could provide Switched Load equations for a variety of durations, but only the 16 Settlement Period one is relevant to this tariff).
- The Average Fraction of Yearly Consumption for the low and normal registers would be specified, based on historical consumption data. In order to simplify the calculations, we will suppose (unrealistically) that Base Load consumption for this Profile Class is the same in all Settlement Periods. This implies that:

$$AFYC_{\text{low}} = .6 + .4 * (16/48) = .733$$

$$AFYC_{\text{normal}} = .4 * (32/48) = .267$$

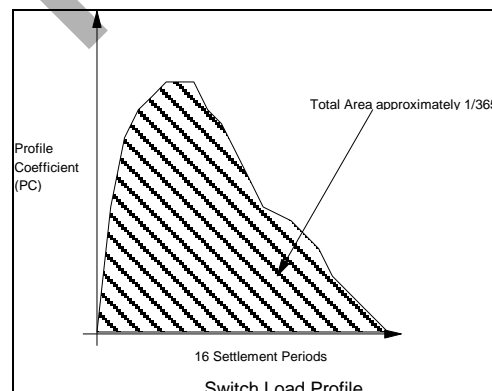

E.3 Daily Calculation of Profiles

The Daily Profile Production process would calculate Profile Coefficients each Settlement Day as follows:

- Process 2.3.1 would convert the Clock Intervals, specified as standing data, into Period Register On State Indicators for the low and normal registers for each Settlement Period.

Settlement Periods		Period Register On State Indicator for Low Register	Period Register On State Indicator for Normal Register
1	00:00 - 00:30	0	1
2-13	00:30 - 06:30	1	0
14-29	06:30 - 14:30	0	1
30-33	14:30 - 16:30	1	0
34-48	16:30 - 00:00	0	1

- Process 2.3.2 would evaluate the regression equations:



- Process 2.3.3 would calculate a combined profile as follows:
 - Step (i) - Label the 16 low register on periods in sequence;
 - Step (iii) - Move the 16 Switched Load Profile Coefficients into the on periods;
 - Step (v) - Calculate H_{pt} as the sum of the on period Base Load Profile Coefficients over the sum of the off period Base Load Profile Coefficients. Given our assumption that the Base Load profile is flat, H_{pt} would be $16/32 = 0.5$.
 - Step (vi) - Calculate the fractions of consumption corresponding to Base and Switched Load:

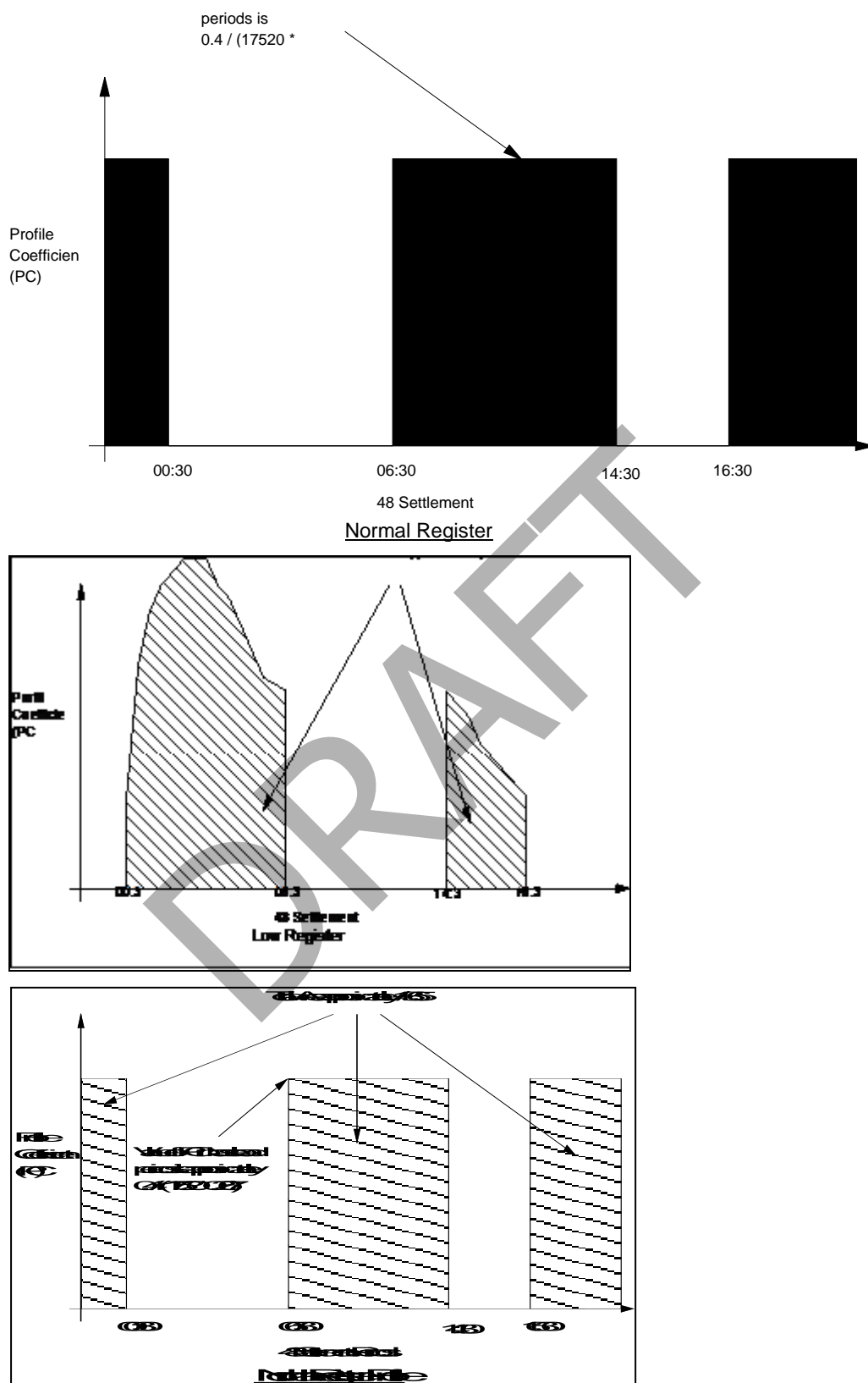
$$\text{Base Fraction} = 1.5 * 0.267 = 0.4$$

$$\text{Switched Fraction} = .733 - 0.5 * 0.267 = 0.6$$

Of course, in our made-up example we already knew the fractions of Base and Switched Load. However, the calculation illustrates the use of H_{pt} to convert from low and normal registers to Base and Switched Load.

Low and Normal Register profile coefficients are then produced by combining the Base and Switched Load profiles.

- Process 2.3.4 would split the low and normal register profiles into low and normal register chunks, renormalising the area of each chunk by dividing by AFYC.



APPENDIX F BASIS FOR CAPACITY REQUIREMENT ESTIMATES

This appendix contains the detailed assumptions upon which the mandatory and desirable capacity requirements specified in section 5 were based.

The following table shows, for each entity in the Logical Data model:

- the number of occurrences expected initially
- the maximum expected volume of occurrences
- the event, time unit, or entity on which the occurrences are based
- the source of the estimate
- the basis for the estimate.

It is not proposed to update this table beyond Issue 1.1 of the URS.

Entity	Initial Volumes	Maximum Volumes	Per	Source	Basis / Reason	Actual / Est
Aggregated Supplier DA Period Consumption	18,096	960 million	SSR Run	URS Team	1 per Supplier/DA combination, per Settlement Period, per Consumption Component Class, for HH CCCs (Initially 13 & max 25)	E
Aggregated Supplier Period Consumption	8,352	240,000	SSR Run	URS Team	1 per Supplier, per Settlement Period, per Consumption Component Class, for non HH CCCs (min 6 max 25)	E
Basic Period Profile Coefficients	432	19,200	Profile Production Run	URS Team	1 per Period per Profile	E
Clock Intervals	2,140	8,000	at any one time	URS Team	no of Measurement requirements * 2 (average no of Clock Intervals per Time Pattern Regime)	E
Clock Change Time	2	2	annum		current summer time changes	A
Combined Period Profile Coefficients	16,896	96,000	Profile Production Run	URS Team	Initial = 1 per Period per Valid Settlement Config Profile Class, for Switched load (economy 7 Profile Classes only) Max = 1 per period for 50% Valid SCPC	E
Consumption Component Class	19	50	at any one time	URS team	initial set up 19 CCCs	A
Daily Profile Coefficients	2,142	16,000	Profile Production Run	URS team	= No of Period PC Coefficients/ no of periods in a day	E
Daily Profile Parameters	1	1	Profile Production Run	URS team		E
Data Aggregators (HH)	29	2,000	GSP Group	Expert Group	Assume all DAs operate in all GSP Groups Initial = 1 per Supplier Max = 10 per Supplier	E
Data Aggregators (Non HH)	1	2,000	GSP Group	Expert Group	Assume all DAs operate in all GSP Groups Initial = Current PESs Max = 10 Per Supplier	E
Data Aggregator Registration	58	4,000	GSP Group	Expert Group	Initial = 2 for each Supplier Max = 20 for each Supplier	E

Entity	Initial Volumes	Maximum Volumes	Per	Source	Basis / Reason	Actual / Est
Data Collectors (Non HH)	1	2,000	GSP Group	URS Team	Assume all DAs operate in all GSP Groups Initial = Current PESs Max = 10 per Supplier	E
Day Types (Clock Intervals)	7	20	at any one time	URS Team	Initial = days of the week Max may include special days (e.g. Xmas)	E
Day Types (Regression equations)	7	20	at any one time	URS Team	Initial = days of the week Max may include special days (e.g. Xmas)	E
Distributor	1	5	GSP Group	OF		A
GSP Group	12	20	Nationally	URS Team	Initially will be up to 12	E
GSP Group Correction Factor	48	48	SSR Run	URS Team	1 per period	E
GSP Group Corr Scaling Factor	29	75	at any one time	URS Team	1.5 per Consumption Component Class	E
GSP Group Distributor	12	40	nationally	URS Team	Initial 1 per GSP Group, max 2 per GSP Group	E
GSP Group Take	48	48	SSA Settlement Run	URS Team	1 per period	A
Line Loss Factor Class	2	50	Distributor	Expert Group URS Team	Initial = 2 currently identified (HV & LV)	E
Line Loss Factors	96	2,400	Settlement Day	URS team	1 per Line Loss Class per Settlement Period	E
Measurement Quantity	4	10	at any time	URS Team	Active Import, Active Export Reactive Import Reactive Export	A
Measurement Requirement	1,070	4,000	at any one time	URS Team	Initial = see attached sheet Max = 4 * Initial	E
Measurement Requirement per Standard Settlement Configuration	avge: 2.2 max: 7	21	at any one time	URS Team	Initial Average = Standard Settlement Configuration/ Requirements; Initial Max = current max Max capacity= Initial max * 3	E
Period Class Profile Coefficients	102,816	768,000	Profile Production Run	URS Team	1 per period per Valid Measurement Requirement Profile Class	E
Period Regression Equation	15,120	3.9 million	at any one time	URS Team	1 per period (48) per Regression equation set	E
Period Supplier Purchase	1,392	9,600	SSR Run	URS Team	1 per Supplier per Settlement Period	E
Period Time Pattern State	51,360	192,000	Settlement Day	URS Team	1 per Settlement Period per Time Pattern Regime	E
Profile	9	20	Initial: nationally Max: by Profile Class	URS Team	Initial = 1 Profile Class has 2 Profiles, others have 1; Max = Each Profile Class has 20 Profiles	E
Profile Classes	8	20	Initial: Nationally Max: by GSP Group	Expert Group	Initial = 8 used nationally Max = Different Profile Classes in different GSP Groups	E

Entity	Initial Volumes	Maximum Volumes	Per	Source	Basis / Reason	Actual / Est
Profile Production Run	2	10	Settlement day	URS Team		
Profile Regression Equation Set	315	80,000	at any one time	Load Research	1 per Profile per Day Type per Season	E
	48	48	SSR reconciliation run	URS Team	1 per period per SSR reconciliation run	
Seasons (Clock Intervals)	5	100	at any one time	URS Team	Max could vary by PES	E
Seasons (Regression Equations)	5	10	at any one time	URS Team	Max could introduce high/low seasons	E
Settlement Class	4,284	800,000	at any one time	URS team	Valid Meas Reqt Profile Class * LLF Class	E
Settlement Day	Avge: 365 Max: 366	Avge: 365 Max: 366	annum	URS team		A
Settlement Period	48	48	settlement day	URS team	1 per half hour; 46 on a short day; 50 on a long day; 48 otherwise (ave)	A
Settlement Period Line Loss Factor Class	96	2,400	settlement day	URS team	1 per Line Loss Factor Class per Settlement Period	E
Settlement	6	10	Settlement day	Expert Group		E
SSA Settlement Runs	2	10	Settlement day	Pool		E
SSR Run Type	6	10	at any time	Expert Group	Initial Settlement, Final Settlement, reconciliations 1 to 3 Final reconciliation	A
SSR Run	6	10	Settlement day	Expert Group	See Requirements Catalogue entry	E
Standard Settlement Configuration	482	2,500	at any one time	URS Team	Initial = data supplied by RECs to the BRG Max = 5* Initial	E
Supplier	29	200	at any one time	Expert Group		E
Supplier Data Aggregation	58	4,000	SSR Run	URS Team	Initial: 2 per Supplier (1 HH and 1 Non-HH) Max: 20 per Supplier	E
Supplier In GSP Group	29	400	GSP Group	Expert Group	Assuming all Suppliers trade in all GSP Groups Initial = 1 per Supplier (per GSP Group) Max = 2 per Supplier (per GSP Group)	E
Supplier Purchase Matrix	6,426	1.2 million	SSR Run	URS team	In theory: 1 per Supplier non HH Data Agg run and Settlement Class. However, in practice each Supplier will probably have his own set of tariffs (Valid MRPC) so 1.5 Suppliers per Settlement Class is more reasonable.	E
Teleswitch Contact	4	4	at any one time	EASL		A
Teleswitch Contact Interval	3840	131,072	UTC day	URS team EASL	Initial = 320 Teleswitch Groups * 4 Contacts * 3 Contact States Max = 4096 Teleswitch Groups * 4 Contacts * 8 Contact States	E

Entity	Initial Volumes	Maximum Volumes	Per	Source	Basis / Reason	Actual / Est
Teleswitch Contact Rule	1140	163,840	at any one time	URS Team	Initial = Data supplied by PESs to the Pool Max = 40,960 Teleswitch Register Rules * 4 Contacts	E
Teleswitch Group	320	4096	at any one time	URS Team EASL	Initial = 20 Groups * 16 Users Max = 256 Groups * 16 Users	E
Teleswitch Interval	960	32,768	Settlement day	URS Team	Derived from Teleswitch Time Pattern Regime, i.e. Initial = 1.5 * 640 Max = 4 * 8192	E
Teleswitch Register Rule	640	40,960	at any one time	URS Team	Initial = Data supplied by PESs to the Pool Max = 8192 Teleswitch Time Pattern Regimes * 5	E
Teleswitch Time Pattern Regime	640	8,192	at any one time	EASL	Initial = 20 Groups * 16 Users * 2 switches Max = 256 Groups * 16 Users * 2 switches	E
Time Pattern Regime	1,070	4,000	at any one time	URS Team	Worst case is all Measurement Requirements are based on different Time Pattern Regimes	E
Valid Measurement Requirement Profile Class	2,142	16,000	at any one time	URS Team	Initial = data supplied by RECs to the BRG Max = 8* Initial	E
Valid Standard Settlement Configuration Profile Class	820	4,000	at any one time	URS Team	Initial = data supplied by RECs to the BRG Max = 5* Initial	E