

Balancing and Settlement Code

BSC PROCEDURE

PARMS DATA PROVISION

BSCP533 – Appendix B: PARMS Calculation Guidelines

~~Version 15.0~~

Date: ~~5 November 2009~~

BSCP533 Appendix B
Relating to
PARMS Data Provision

1. Reference is made to the Balancing and Settlement Code and in particular, to the definition of “BSC Procedure” In Section X, Annex X-1 thereof.
2. This is BSCP533 Appendix B, ~~Version 15.0~~ relating to PARMS Data Provision.
3. This BSC Procedure is effective from ~~5 November 2009~~.
4. This BSC Procedure ~~has been approved by the Panelis draft~~.

Intellectual Property Rights, Copyright and Disclaimer

The copyright and other intellectual property rights in this document are vested in ELEXON or appear with the consent of the copyright owner. These materials are made available for you for the purposes of your participation in the electricity industry. If you have an interest in the electricity industry, you may view, download, copy, distribute, modify, transmit, publish, sell or create derivative works (in whatever format) from this document or in other cases use for personal academic or other non-commercial purposes. All copyright and other proprietary notices contained in the document must be retained on any copy you make.

All other rights of the copyright owner not expressly dealt with above are reserved.

No representation, warranty or guarantee is made that the information in this document is accurate or complete. While care is taken in the collection and provision of this information, ELEXON Limited shall not be liable for any errors, omissions, misstatements or mistakes in any information or damages resulting from the use of this information or action taken in reliance on it.

SVG116/05 - Attachment C

AMENDMENT RECORD

Version	Date	Description of Changes	CRs Included	Mods Panel Ref
0.1	Code Effective Date	Re-badged AP533 to form BSCP533		
1.1	Code Effective Date	Submitted to the Panel for approval	NCR313	
2.0	27 March 2001	Approved by the Panel on 22 nd February 2001		P/13/008
3.0	01 November	Changes for Modification P68	P68	NPAB19/210
4.0	01 March 2003	Updated to reflect the terminology used in the BSC	CP852	NPAB22/244
5.0	1 August 2003	Updated for Modification P62	P62	
6.0	6 January 2004	Updated for Modification P99	P99	
6.1	9 January 2004	Updated with SVG comments	P99	
7.0	1 May 2004	Approved by SVG	P99	
8.0	1 July 2004	Consistency Amendments and Working Day timings updates	P99	SVG41/002
9.0	4 November 2004	SVA November Release 2004	P124 and CP1016	SVG/44/007
10.0	23 February 2005	SVA February 05 Release and BETTA 6.3	BETTA 6.3, CP1091	SVG/47/004
11.0	30 June 2005	SVA June 05 Release	CP1103	SVG/52/005
12.0	3 November 2005	SVA November Release 2005	CP1087	
13.0	26 June 2008	June 08 Release	CP1223	ISG84/01 SVG84/02 PAB84/11 TDC109/01
14.0	6 November 2008	November 08 Release	CP1237	ISG88/01 SVG88/02 PAB88/03
15.0	5 November 2009	November 09 Release	CP1248 v2.0	SVG97/01
<u>V0.1 for CP1339</u>			<u>CP1339</u>	

SVG116/05 - Attachment C

CONTENTS

1. INTRODUCTION	6
1.1 Purpose	6
1.2 PARMS Data	6
1.2.1 PARMS Data: General Description	6
2. Notes on Submissions	7
2.1 Classification of Serials	7
2.2 PARMS Reporting	7
2.3 t-1 Serials.....	8
2.4 Pending Events.....	9
2.5 Expected Data from Suppliers	12
2.6 Serial SP01	12
2.7 Serial SP02.....	12
2.8 Data Validation	12
2.9 Supplier Validation.....	12
2.10 Use of Null.....	13
2.11 Resubmissions.....	13
2.12 Receipt and Sent dates.....	13
2.13 Serials not associated with SP01.....	13
3. Serials	14
3.1 Supplier.....	14
3.1.1 SP04 – Installation of HH Metering	14
3.2 Data Aggregators.....	16
3.2.1 SH01 - HH Data Aggregation Exceptions	16
3.2.2 SH02 - HH Defaults	16
3.2.3 SH03 – D0095 Exceptions	16
3.2.4 DA02 – Timely Application of LLF	17
3.2.5 NC01 – D0023 Exceptions	18
3.3 Data Collectors	18
3.3.1 SP05 – Retrospective Appointment of Agents	18
3.3.2 SP06 – D0148 Flow from Suppliers	19
3.3.3 NC02 - NHHDC to NHHDC Meter Reads & History (t-1).....	19
3.3.4 NC03 - NHHDC-NHHDA Meter Read History (t-1)	21
3.3.5 HC01 - HH Estimates at RF – Import Metering only	22
3.3.6 HC02 - HH Read History to New HHDC (t-1).....	23
3.3.7 NM01 - NHH Meter Faults: Time Taken to Resolve (t-1).....	24
3.3.8 NM02 – Provision of NHH Initial and Final Reads by NHHMO	26
3.3.9 HM01 - HH Meter Faults: Time Taken to Resolve (t-1).....	26
3.3.10 HM02 - Provision of HH Initial and Final Reads by HHMO	28
3.3.11 HM03 – Proving of a Metering System (t-1)	28
3.3.12 HM06 - Quality of D0268	30
3.4 Meter Operator Agents	32
3.4.1 SP05 – Retrospective Appointment of Agents	32
3.4.2 SP06 – D0148 Flow from Suppliers	32
3.4.3 NM03 – Provision of NHH METD to NHHDC (t-1)	33
3.4.4 NM04 – Provision of NHH METD to New NHHMO (t-1)	34
3.4.5 HM04 – Provision of HH METD to HHDC (t-1)	35
3.4.6 HM05 - Provision of HH METD to New HHMO (t-1)	36
3.5 Supplier Meter Registration Agents (SMRA).....	38
3.5.1 SP07 – SMRA & SVAA MSID Count – SMRA File	38
3.6 CDCA Reports	38
3.6.1 CM01 - CVA MOA Proving Tests	38
3.6.2 CM02 - CVA MOA Fault Resolution	38
3.7 SVAA Reports.....	38
3.7.1 SP07 – SMRA & SVAA MSID Count – SVAA File	38
3.7.2 SP08 – Energy and MSIDs on Actuals	38
3.7.3 SP09 – NHH Defaults.....	38

SVG116/05 - Attachment C

3.7.4	DA01 – NHH and HH Aggregated Data for All Runs	39
3.7.5	TA01 – GSP Group Correction Factor	39
3.7.6	TA02 – Annual Demand Ratio.....	39
Annex A - List of P99 PARMS Serials.....		40
Annex B – Master registration agreement (MRA) Data Transfer Catalogue Items Referenced		41

Related Documents

Reference 1	PARMS User Requirements Specification
Reference 2	BSC Procedure: PARMS Data Provision, Reporting and Publication of Peer Comparison Data (BSCP533)
Reference 3	BSC Procedure: PARMS Data Provision (BSCP533 – Appendix B: PARMS Calculation Guidelines)

SVG116/05 - Attachment C

1. INTRODUCTION**1.1 Purpose**

The purpose of this document is to specify the calculation guidelines associated with the information to be submitted to the Performance Assurance Reporting and Monitoring System (PARMS) which monitors Market Participants' performance. This is intended to provide guidance for Data Providers to assist them in the development of their systems.

1.2 PARMS Data**1.2.1 PARMS Data: General Description**

PARMS Data consists of data pertaining to the performance of specified market Participants and is provided via a pre-determined series of files by agreed Data Providers (SMRAs, the SVAA, the CDCA, Suppliers or Supplier Agents). This data is specified in BSCP533 PARMS Data Provision, Reporting and Publication of Peer Comparison Data. The data will be loaded automatically (unless specified otherwise) into the PARMS database using the corresponding PARMS validation process.

SVG116/05 - Attachment C

2. NOTES ON SUBMISSIONS

2.1 Classification of Serials

The PARMS Serials measure performance on four levels, these are:

- Trading Arrangements
- Supplier
- Supplier Hub
- Agent

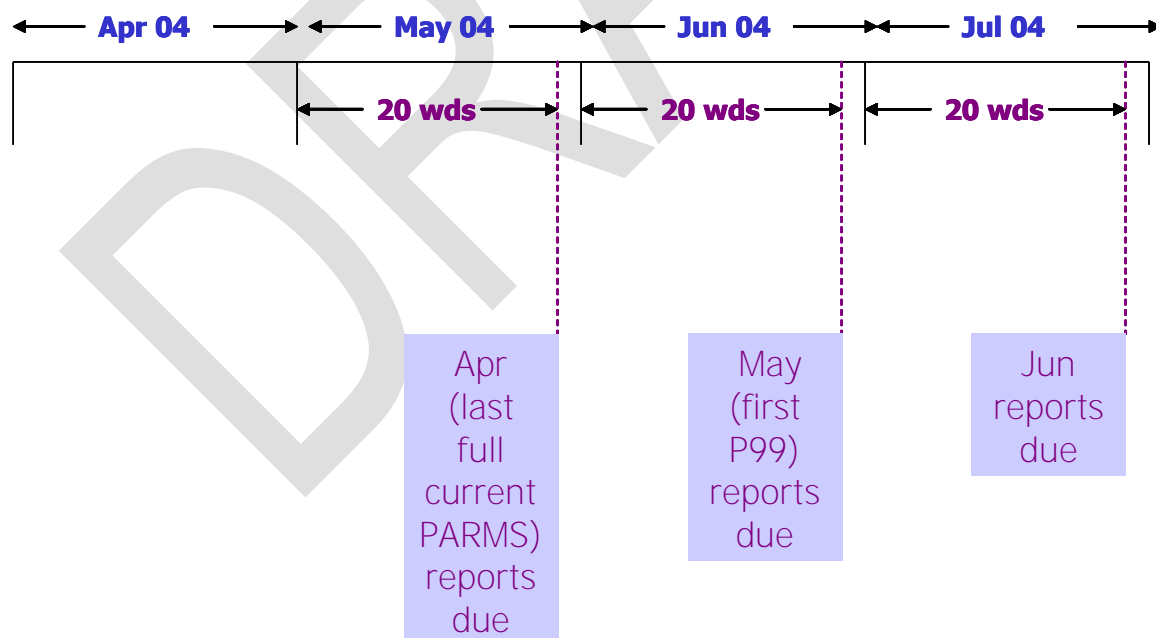
Each Serial level type is denoted by a two letter prefix followed by a two digit number as follows:

- Trading Arrangements (TA)
- Supplier (SP)
- Supplier Hub (SH)
- Supplier Agent (HC for HHDC or NC for NHHDC or HM for HHMO or NM for NHHMO or DA for DAs)

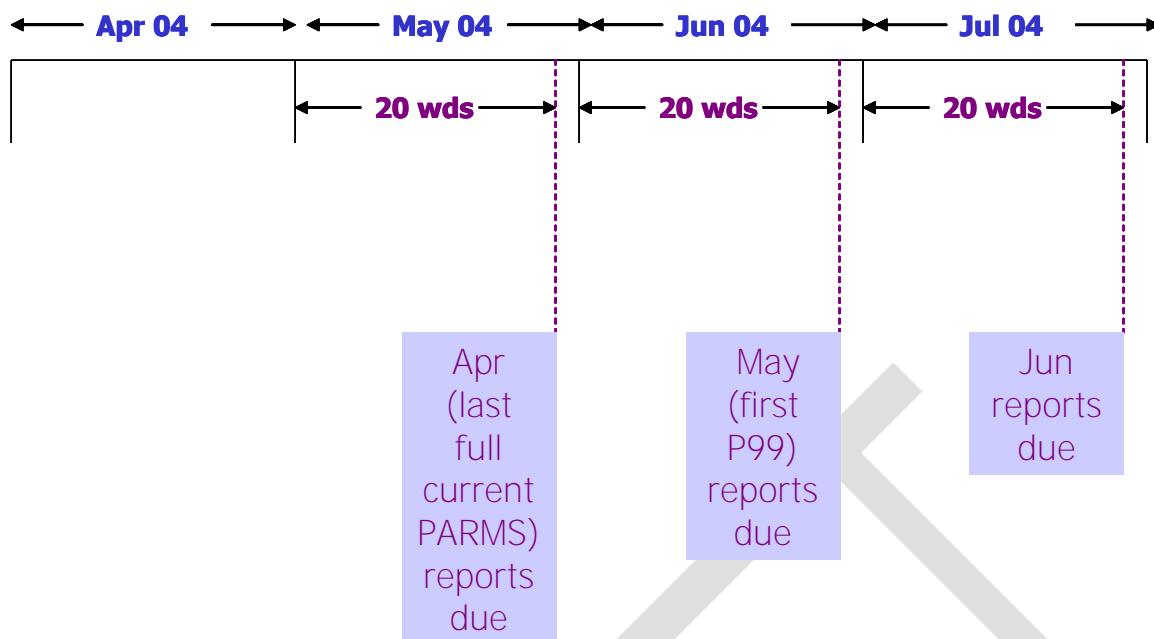
This document concerns itself primarily with those Serials reported by Suppliers, Supplier Agents and SMRAs and the data reported by them. A full list of Serials is included as Appendix A denoting who is responsible for reporting each Serial.

2.2 PARMS Reporting

The first period (calendar month) for PARMS reports relating to this BSCP will be the reporting period **May 2004**. This will measure performance where the 'Start Event' is within the calendar reporting month (i.e. start events from 1-31 May 2004) PARMS reports are to be received by no later than 20 working days (WDs) after the end of the reporting period.



SVG116/05 - Attachment C



A full PARMs reporting calendar for 2004 will be issued prior to the end of 2004.

2.3 t-1 Serials

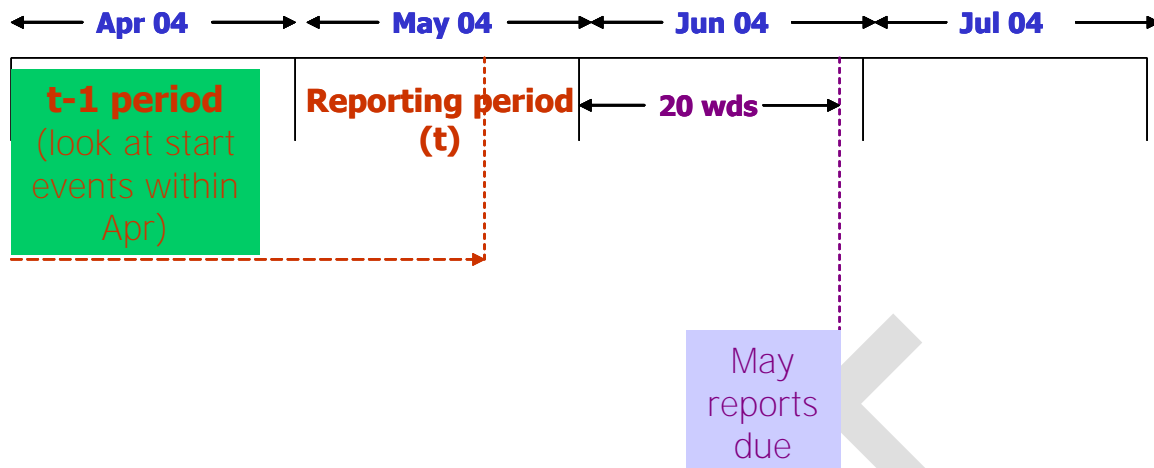
A number of Serials will have 'End Events' that may occur a number of working days beyond the end of the calendar reporting month. Therefore if a start event occurs on the last day of the reporting month there may be a number of days (up to 15 WDs in some cases) within which the standard allows the process to be completed. This may not leave the data provider time to see if the process has completed within the allowable time scales prior to generating or submitting their PARMs returns.

A number of Serials have therefore been designated as t-1 Serials. This means that for a reporting period t, a t-1 Serial measures performance for Start Events that occurred in the calendar month immediately prior to the reporting period.

For example if the reporting period (t) = February, then

t-1 = January

a t-1 Serial will look at start events that occurred on 1-31 January.



In this way we can measure whether a Serial has completed within timescales and if it remains pending we can be sure that the performance is well outside the standard.

The following Serials are t-1 Serials:

HC02, NC02, NC03, NM01, NM03, NM04, HM01, HM03, HM04, HM05.

2.4 Pending Events

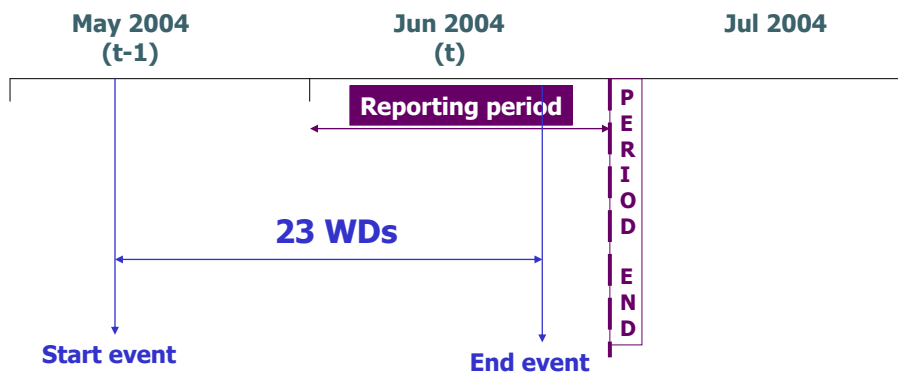
A number of Serials report 'pending events'.

A pending event is an event that has not completed at the end of the Reporting Period (i.e. there has not yet been an end event for a corresponding start event). Pending events should be a rolling total to allow monitoring of clearance of activities.

The following slides illustrate where events are recorded as pending.

Pending events – 2 Activity has to complete within 15WDs

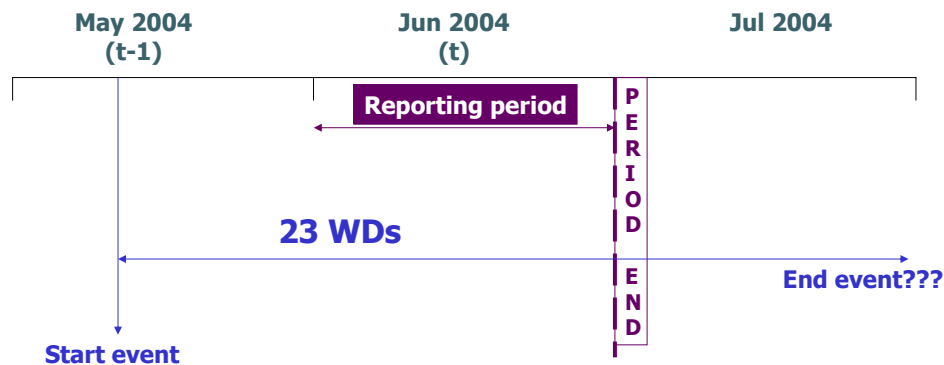
ELEXON



Event not completed within allowed timescales but has completed within reporting period so not pending.

Pending events – 3 Activity has to complete within 15WDs

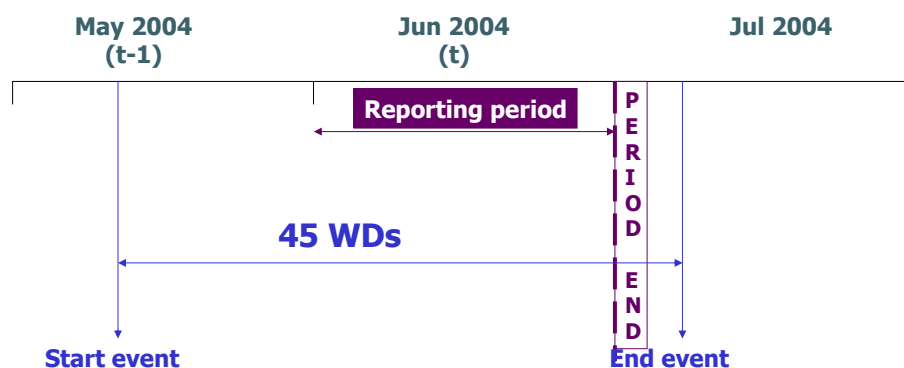
ELEXON



Event not completed within allowed timescales and remains incomplete – recorded as pending

Pending events – 4 Activity has to complete within 15WDs

ELEXON



Event not completed within allowed timescales and was incomplete at the end of the reporting period – recorded as pending.

SVG116/05 - Attachment C

2.5 Expected Data from Suppliers

Suppliers will have to submit a file, monthly, known as a Data Provider Information (DPI) file, 15 WDs after the Reporting Period end for PARMS reporting to populate the PARMS database with a list of valid Agents for that reporting period. This file will be used to ensure all appropriate data from Agents has been received for completeness checking. The file should be populated with all the Serials expected to be reported by a Supplier and their associated Supplier Agents. A NHH Supplier should only include NHH Serials and a HH Supplier should only include HH Serials. A Supplier who operates as both a NHH and HH Supplier should submit one file that contains all the NHH and HH Serials. It does not matter in what order the DPI information is provided so long as the DPI contains all the required information. The format of the DPI file is detailed in BSCP533 Appendix A: 'PARMS Data Provider File Formats'.

A completeness notification will be sent from ~~ELEXON-PARMS~~ to each Supplier at 18 WDs after the Reporting Period end to check current completeness. The process for data submission and verification is detailed in BSCP533 'PARMS Data Provision, Reporting and Publication of Peer Comparison Data'.

All data submissions will be by Email with the relevant PARMS files attached (the system will not process encrypted files or zipped files). Each Data Provider will be required to submit data via an official Email address recognised by the PARMS. Each Data Provider can only have one Email address for submitting data (a Supplier may use one Email address for each Supplier Id, as each Supplier Id will be a separate Data Provider); these will be confirmed with ~~ELEXON-PARMS~~ on form F533/01 detailed within BSCP533 which must be authorised by a Director.

2.6 Serial SP01

All expected data from Suppliers that constitutes the Routine Performance Monitoring Report (whether submitted by the Supplier or the Supplier's Agent) must be received within 20 WDs after the end of the reporting period. Serial SP01 will be automatically generated by PARMS after the reporting window is closed and will record what data remains missing. It is the responsibility of Suppliers to ensure that data is provided on time.

2.7 Serial SP02

Periodic checks will be made on PARMS data that has been submitted. These checks will take the form of a request for drill down data to Suppliers, to be provided within 20 WDs of request. Serial SP02 will record where data has not been received within the 20 WDs.

2.8 Data Validation

PARMS will carry out two stages of validation.

The first stage will verify that the files submitted meet the physical formats required (as currently defined in the PARMS TFF document and later as part of BSCP533).

The second stage of validation will ensure the data is from a recognised Email source as well as carrying out basic validation on the data enclosed and MDD.

Invalid data (due to incorrect fields) will result in the data file being rejected by PARMS and a log recorded of the Invalid data. A negative acknowledgement will be sent to the data provider.

Suppliers will not receive a copy of positive or negative acknowledgements for files submitted by Supplier Agents but should use the completeness notification to ensure all the required data has been submitted. A Supplier may query any data pertaining to its performance as a Supplier, or the performance of its appointed Supplier Agents in accordance with the process detailed in BSCP533 PARMS Data Provision, Reporting and Publication of Peer Comparison Data

Successfully loaded data will result in an acknowledgement being sent to the data provider Email address.

Suppliers will receive a second notification at 22 WDs after the Reporting Period end showing what data has been received/is outstanding.

2.9 Supplier Validation

It is proposed that each Supplier will have +5 WDs from the date of receipt of performance data within which to validate the information. PARMS will send a copy of any data relating to a Supplier's performance that is not submitted by the Supplier, this includes both Supplier Agent and SVAA data.

SVG116/05 - Attachment C

2.10 Use of Null

Where a Data Provider is submitting a null return the entry in the submission should follow the format as defined in the TFF document.

2.11 Resubmissions

Data may be resubmitted to correct a submission, for example after a request to do so by a Supplier who has discovered the information to be incorrect. If it is necessary to resubmit data then the Data Provider should make a full resubmission of the Serial(s) that have been changed in accordance with the file formats specified in BSCP533 Appendix A: 'PARMS Data Provider File Formats'. If a Data Provider is a Supplier Agent they must ensure the Serial contains all the original data for all Suppliers that has not changed as well as the amended data for the Supplier that has. The process for submissions and resubmissions are detailed in BSCP533 'PARMS Data Provision, Reporting and Publication of Peer Comparison Data'.

2.12 Receipt and Sent dates

The document refers to a number of start and end events that are associated with the receipt and sending of data flows. In accordance with the approach taken in Party Service Line 100 'Generic Non Functional Requirements for Licensed Distribution System Operators and Party Agents' and the relevant BSCPs, wherever the Data Transfer Network is used for transfer then the receipt/send boundaries are measured using the date/timestamp that is inserted at the Gateway.

2.13 Serials not associated with SP01

A number of Serials are required for monitoring but will not be subject to SP01 (completeness checking). These Serials will therefore not need to be sent in accordance with the SP01 20 WDs PARMS reporting timetable but as agreed between the Data Providers and the PAA.

The Serials affected are:

SH01 - HH Data Aggregation Exceptions (via a copy of the D0235)

SH02 – HH Defaults (via a copy of the D0235)

SH03 – D0095 Exceptions (via information from the D0095, see 3.2.3).

NC01 – D0023 Exceptions (via information from the D0023, see 3.2.5).

Timetables for reporting SH03 and NC01 will be agreed once the process for data capture has been agreed.

Copies of D0235 files will continue to be provided to ~~BSCC~~ PARMS by HHDA's daily.

SVG116/05 - Attachment C

3. SERIALS

3.1 Supplier

3.1.1 SP04 – Installation of HH Metering

All 100kW Metering Systems should have installed the appropriate HH metering.

Suppliers have 3 months after the detection of a site that has qualified as a 100kW Metering Systems in which to install an HH meter. Therefore, the latest 'start' point of this Serial is the receipt of the 3rd consecutive D0010 or P0028 report identifying a site as 100kW Metering System.

Suppliers should only provide data for those 100kW Metering Systems where a HH meter is not installed but should have been. Where a Supplier has no qualifying sites to report this Serial should be completed using nulls.

SP04: Key Data

D0010 Meter Readings

The data contained in this flow would indicate whether the site should be regarded as 100kW.

OR

P0028 100kW Demand Report

Sent by a NHHDC following a site visit.

OR

Independently identified by the Supplier.

D0268 Half Hourly Meter Technical Details

Half Hourly Meter Technical Details are issued to confirm HH metering has been installed.

	Scenario	Key Measurement Data
START EVENT	Receipt of third consecutive D0010 or P0028 indicating 100kW demand.	Receipt date of D0010 or P0028.
END EVENT	Confirmation that HH meter has been installed via D0268.	Date of Meter Installation.

The table on the following page shows the application of this key data for determining the standards to report for this Serial.

NOTE: The Reporting Period is described as Month t. The month before the Reporting Period is described as (Month t-1). The Supplier must submit data to PARMS 20 working days after the end of the reporting period.

SVG116/05 - Attachment C

Example calculation of PARMS Submission for SP04

Key Data Table			PARMS Submissions (Reporting Period t=June 2003)			NOTES
Identification of 100kW site (receipt date of D0010 or P0028, or notification by Supplier)	HH Meter Installation Deadline	Receipt Date of D0268 confirming installation	Standard 1 Aggregated Required Installed MSID-Days in Month HH 100kW Site (June = 30 days)	Standard 2 Aggregated Not Installed MSID-Days in Month HH 100kW Site	Standard 3 Percentage Not Installed MSID-Days in Month HH 100kW Site	The data shown below is assumed to be for a single combination of GSP Group and Supplier.
28/02/03	28/05/03	10/06/03	30	10	33.3	This failure has followed on from the previous month – all of June should have been ‘installed days’, and should be included as it is a failure for this month as well.
05/03/03	05/06/03	20/06/03	$30 - 5 = 25$	15	60.0	Supplier has had up to 05/06/03 to install an HH meter. After this, there are 25 days remaining in the month where an HH meter should have been installed.
12/03/03	12/06/03	23/05/03	0	0	0.0	End date is in May so has completed within 3 months.
24/03/03	24/06/03	30/06/03	$30 - 24 = 6$	6	100.0	
24/06/03	24/09/03	--	0	0	0.0	A 100kW site has been identified, but deadline for action has not yet been reached.
June 2003 SUBMISSION			30	10	$10/30 = 33.3\%$	
			25	15	60.0%	
			6	6	100.0%	

SVG116/05 - Attachment C

3.2 Data Aggregators

3.2.1 SH01 - HH Data Aggregation Exceptions

Send copies of D0235 DA Exception reports to ~~ELEXON-PARMS~~ (already being provided by HHDAAs). SP01 shall not apply to this Serial.

3.2.2 SH02 - HH Defaults

See section 3.2.1. SP01 shall not apply to this Serial.

3.2.3 SH03 – D0095 Exceptions

NHHDAAs are required to submit monthly D0095 reports to PARMSPARMS@elexon.co.uk. Reports should be provided within 20 WDs of the end of each month using the reporting function provided in the NHHDA software. This information is not considered part of the main suite of Serials and SP01 shall not apply.

SVG116/05 - Attachment C

3.2.4 DA02 – Timely Application of LLF

By the time of each Volume Allocation Run, the number of default LLFs being applied by HHDAs should be zero. DAs take LLFs from the ELEXON website (effective from 27 November 2003).

DA02: Key Data

This Serial will record any occurrence of default LLFs being used for any Volume Allocation run during the Reporting period.

The aim of this Serial is to identify where default LLFs have been used in any of the Reconciliation Runs carried out during the reporting month. The D0265 flow only contains details for the Line Loss Factor Class and the Line Loss Factor itself, so any information about the MSIDs affected will be gained by ELEXON through the use of additional data.

The events to be included are those where the Reconciliation Run is carried out during the reporting month, and HHDAs are required to report the number of LLF Class IDs for which default data has been used in the Run.

Example calculation of PARMS Submission for DA02

Data Provider: HHDA responsible for settlement runs for Suppliers in this reporting month

Key Data Table			PARMS Submissions (Reporting Period t=June 2003)
Reconciliation Run Date	Settlement Day	Run Type	Standard 1 Number of LLFC IDs for which defaults have been applied by settlement date and settlement run
05/06/03	15/04/02	RF	3
17/06/03	11/11/02	R3	1
30/06/03	09/06/03	SF	2

SVG116/05 - Attachment C

3.2.5 NC01 – D0023 Exceptions

Send copy of D0023 Exception reports to ELEXON-PARMS by email. At this point no further action is being requested from NHHDA's. This information is not considered part of the main suite of Serials and SP01 shall not apply.

3.3 Data Collectors

3.3.1 SP05 – Retrospective Appointment of Agents

100% of Supplier Agents to be appointed prior to Agent Start Date. This serial should be measured at national level rather than GSP and therefore only one line of information needs to be submitted per Supplier.

Agents should report for all D0155s sent during the Reporting Period for which they are the Agent and use the Data Item J0219 to check that appointment has been received prior to their Start Date.

SP05: Key Data**D0155 Notification of New Meter Operator or Data Collector Appointment and Terms**

The Supplier notifies the relevant HH and NHH DCs of their appointment with a given effective from date.

Example calculation of PARMS submission for SP05

Data Provider: New DC

Key Data Table			PARMS Submissions (Reporting Period t=June 2003)		NOTES
Receipt date of D0155	Effective From Date DC {J0219}	+/-WD elapsed (Receipt date – {J0219})	Standard 1 Number of D0155 received after {J0219}	Standard 2 Average WDs late for D0155 received after {J0219}	
3/06/03	12/06/03	-7	0	0	D0155 received -7 WD before Agent Appointment Date ({J0219})
18/06/03	18/06/03	0	0	0	
25/06/03	19/06/03	4	+1	4	D0155 received +5 WD after J0219
27/06/03	24/06/03	3	+1	3	
June 2003 SUBMISSION			2	$(4+3)/2 = 3.5$ WD	

SVG116/05 - Attachment C

3.3.2 SP06 – D0148 Flow from Suppliers

100% of D0148 (Notification of Change to other Parties) sent to DC in Hub on receipt of D0011 acceptance (due to CoS and/or CoA), and prior to Agent Effective From Date.

SP06: Key Data

D0148 Notification of Change to other Parties

Supplier accepts terms and issues D0148 confirming appointment of DC and MOA.

For any D0148, with the Agent status as 'N', received during the reporting period the Data Provider checks whether any of the Effective from Dates of Supplier, DA or MOA are after the receipt of the D0148. The Data Items are:

Data item J0210 (Effective from Date {MOA}) or J0334 (Effective from Settlement Date {DAA})

If receipt date is after any of the new Agent effective from dates, this counts as a failed event.

Data Provider: DC

Key Data Table			PARMS Submissions (Reporting Period <i>t=June 2003</i>)	NOTES
Receipt date of D0148	Agent Appointment Date in D0148 (J0210 or J0334)	+/-WD elapsed (Receipt Date – J0210 or J0334)	Standard 1 Number of D0148s received after Appointment Date	
5/06/03	4/06/03	1	+1	Supplier has sent D0148 after appointment date
10/06/03	16/06/03	-4	0	D0148 received prior to appointment date
June 2003 SUBMISSION			1	

3.3.3 NC02 - NHHDC to NHHDC Meter Reads & History (t-1)

100% of D0010 and D0152 files sent to incoming NHHDC by +5 working days of DC Effective From date; OR by +8 working days of Supplier Start Date in the case of Change of Supplier. The Requested Action Code (J0007) within the D0170 will be populated with '07'. In the case of a CoS the NHHDC is reporting on behalf of the outgoing Supplier.

If the Date Action Required by in the D0170 is greater than +10 WDs after the end of the period t-1 then the D0170 should not be counted as it may lead to incorrect pending counts.

SVG116/05 - Attachment C

NC02: Key Data**D0170 Request for Metering System Related Details**

New NHHDC or (if relevant) new Supplier requests Metering System Related Details from old NHHDC, following an isolated Change of Agent or as a consequence of a Change of Supplier.

D0010 Meter Readings

Readings provided by old NHHDC to new NHHDC.

D0152 Metering System EAC/AA Historical Data

Historical EAC/AA Data provided to new NHHDC by old NHHDC.

	Scenario	Key Measurement Data
START EVENT	Sending by new NHHDC of D0170 request to old Supplier (if change of DC only) or sending of D0170 by NHHDC (if CoS).	Date of receipt of D0170 by Old NHHDC
END EVENT	Sending of D0010 and D0152 by old NHHDC to new NHHDC by +5 WD of {DCA} OR by {REGI} +8 WDs in case of CoS.	Sent date of D0010 and D0152 (whichever is later)

Example calculation of PARMS Submission for NC02

Although Receipt of D0170 is the start event, the key data item required in the D0170 is the J0028, Date Action required by Data Item.

Data Provider: Old NHHDC

Key Data Table				PARMS Submissions (Reporting Period t=June 2003)		NOTES
Receipt Date of D0170 from DC or Supplier	Date action required by (J0028) {REGI} or {DCA}	Sent Date of D0010 and D0152 (whichever is later)	+WD elapsed (Sent date of D0010 or D0152 (whichever is latest) – J0028)	<u>Standard 1</u> Total no of requests in period	<u>Standard 2</u> % Sent within Timescales	
5/5/2003	12/05/03	21/05/2003	7	+1	+1	Received due to CoS, therefore required timescale is SSD+8.
16/05/03	27/05/03	-	-	+1		The end event occurs sometime subsequent to the end of the reporting period so is recorded as pending.
5/05/03	13/05/03	20/05/03	6	+1		CoA only, therefore timescale is {DCA}+5WD.
30/05/03	03/06/03	5/06/03	2	+1	+1	
June 2003 SUBMISSION				4	2/4=50%	

SVG116/05 - Attachment C

3.3.4 NC03 - NHHDC-NHHDA Meter Read History (t-1)

100% of D0019 (Metering System EAC/AA Data) sent to incoming NHHDA by NHHDC by +15 WD of receipt of D0148 notifying change of DA.

The DA requires the D0019 for use in the aggregation run so the data can be provided to the SVAA for use in the Volume Allocation Run.

NC03: Key Data**D0148 Notification of Change to Other Parties**

Data flow issued by Supplier to DCs and MOAs notifying of any changes to Agent appointments.

D0019 Metering System EAC/AA Data

Contains details of EAC and AA calculated by the DC for a Metering System.

	Scenario	Key Measurement Data
START EVENT	Receipt of D0148 by NHHDC from Supplier.	Receipt Date of D0148.
END EVENT	Issue of D0019 to NHHDA by NHHDC.	Sent date of D0019.

Example calculation of PARMS Submission for NC03

Data Provider: NHHDC

Key Data Table			PARMS Submissions (Reporting Period t=June 2003, t-1 = May 2003)			NOTES
Receipt Date of D0148	Sent Date of D0019	Working Days Elapsed	Standard 1 Total No. of D0148 received	Standard 2 No. of responses Pending	Standard 3 Percentage Sent by +15WD	
2/05/2003	-	>15	+1	+1		Counted as pending for this reporting month.
06/05/2003	02/06/2003	18	+1			D0019 sent +18 WD after receipt of D0148, therefore fails the standard.
08/05/2003	09/05/2003	1	+1		✓	D0019 sent +1 WD after receipt of D0148, i.e. well within standard.
19/05/2003	04/06/2003	11	+1		✓	Although the WDs have moved into June as this Serial is t-1 we have visibility of whether the standard has been met.
30/05/2003	19/06/2003	14	+1		✓	
June 2003 SUBMISSION			5	1	60%	

SVG116/05 - Attachment C

3.3.5 HC01 - HH Estimates at RF – Import Metering only

100% of estimated data used in Final Reconciliation to be based upon estimation techniques (a), (b), (c), (d) or (e) as described in BSCP502 section 4.2:

- a) Main Meter data available but check Meter data missing;
- b) Main Meter data missing and check Meter installed;
- c) One Settlement Period missing or incorrect where a prime Meter register reading can be taken;
- d) Two or three Settlement Periods missing or incorrect for prime Meter register or one Settlement Period missing or incorrect where a prime Meter register reading can be taken;
- e) Meter advance available.

Where data has been estimated using any of the methods lower than (e), the HHDC should endeavour to provide more accurate estimates to the HHDA for later Runs, ultimately in Final Reconciliation.

The date of the RF Run for a given Settlement Day is defined by the Settlement Calendar, which is maintained by BSCCo and distributed, amongst others, to HHDA's and Suppliers.

HC01: Key Data**D0022 Estimated Half Hourly Data Report**

HHDC advises Supplier and LDSO that data has been estimated.

SVG116/05 - Attachment C

Data Provider: HHDC

Data Providers should report where Data estimation by HHDC uses a method below (e) for any RF run within the Reporting Period. DC will issue a D0022 to Supplier which contains the relevant information to allow Supplier to validate this information.

Key Data Table		PARMS Submissions (Reporting Period t=June 2003)	NOTES
RF Run Date (as stipulated in Settlement Calendar)	Estimated Settlement Date in D0022 (J0018)	Standard 1 Number of MSIDs with invalid estimates at RF	
1/06/03	1/02/02	5	
15/06/03	15/02/03	1	
28/06/03	28/02/03	2	
June 2003 SUBMISSION		5+1+2=8	8 MSIDs have undergone RF with improper estimates during the reporting period

3.3.6 HC02 - HH Read History to New HHDC (t-1)

100% of validated (by old HHDC in accordance with BSCP502) Half Hourly Advances sent to new HHDC by old HHDC by +5 WD of request, carried out as part of Change of HHDC. The Requested Action Code (J0007) within the D0170 will be populated with '07'. The J0028 Data Item 'Date Action Required by' should be used to measure when the details need to be sent.

HC02: Key Data

D0170 Request for Metering System Related Details

New HHDC requests Metering System Related Details from old HHDC, following an isolated Change of Agent or as a consequence of a Change of Supplier.

D0036 Validated Half Hourly Advances for Inclusion in Aggregated Supplier Matrix

Old HHDC provides HH consumption values used for Supplier and LDSO billing.

	Scenario	Key Measurement Data
START EVENT	Receipt of D0170 request by old HHDC from new HHDC.	Receipt date of D0170.
END EVENT	Sending of D0036 to new HHDC by +5 WD of request.	Sent date of D0036.

Note that in this case, the D0036 is required by +5 WD of the J0028 Data Item date. For all relevant D0170s received during t-1 the DC should report on all activities where the action can be measured to have been completed within the allowable +5 WDs. Any D0170s received during t-1 with a J0028 date that is greater than +15 WDs into month t should not be reported as these events will be falsely recorded as pending.

SVG116/05 - Attachment C

Example calculation of PARMS Submission for HC02

Data Provider: Old HHDC

Key Data Table			PARMS Submissions (Reporting Period t=June 2003)			NOTES
Date Action Required by in D0170 (J0028)	Sent Date of D0036	+WD elapsed	Standard 1 Total no of requests in period	Standard 2 No of events pending	Standard 3 Percentage Sent by +5 WD	
5/05/03	22/05/03	13	+1			D0036 sent 13 days after request and therefore fails the standard.
9/05/03	20/05/03	7	+1			
12/05/03	15/05/03	3	+1		+1	
27/05/03	-	-	+1	+1		
June 2003 SUBMISSION			4	1	25%	

3.3.7 NM01 - NHH Meter Faults: Time Taken to Resolve (t-1)

The average number of working days to rectify material faults should not exceed +15 WD.

NM01: Key Data**D0001 Request Metering System Investigation**

Flow issued to MOAs requesting investigation into suspected metering faults.

D0002 Fault Resolution Report or Request for Decision on Further Action

Flow issued by MOAs following fault investigation that reports on actions taken or requests a decision on the next course of action.

Alternatively a DC should be able to track where a fault has been rectified using its own tracking within systems.

	Scenario	Key Measurement Data
START EVENT	Issue of D0001 by NHHDC to MOA giving notification of suspected fault.	Sent Date of D0001
END EVENT	Receipt of D0002 by NHHDC from MOA reporting resolution of the issue or DC manual process for confirming fault is properly resolved.	J0014 Date of Action or other.

In this case the NHHDC must confirm when the D0002 that corrects the fault is issued, not an interim or holding D0002 response.

SVG116/05 - Attachment C

Example calculation of PARMS Submission for NM01

Data Provider: NHHDC

Key Data Table			PARMS Submissions (Reporting Period $t=$ May 2003, $t-1 =$ April 2003)				NOTES
Sent Date of D0001	Date of Action in D0002 (J0014) or confirmation that fault corrected	+WD elapsed (J0014-D0001)	Standard 1 Total no. faults raised in month	Standard 2 No. faults resolved	Standard 3 No of faults pending resolution	Standard 4 Average number of WD for resolution	
01/04/03	-	-	+1	0	+1	0	No end event as yet and so is counted for this month as pending
May 2003 SUBMISSION			1		1		

Key Data Table			PARMS Submissions (Reporting Period $t=$ June 2003, $t-1 =$ May 2003)				NOTES
Sent Date of D0001	Date of Action in D0002 (J0014) or other confirmation.	WD elapsed (J0014-D0001)	Standard 1 Total no. faults raised in month	Standard 2 No. faults resolved	Standard 3 No of faults pending resolution	Standard 4 Average number of WD for resolution	
01/04/03	2/06/03	42	0	+1	-1	42	Resolution of fault raised in previous month and so reduces the pending total by 1
13/05/03	23/05/03	8	+1	+1	0	8	Resolution within +15 WDs.
19/05/03	02/07/03	-	+1		+1		The end event was still outstanding at the end of June so is recorded as pending for this month.
June 2003 SUBMISSION			2	2	$1-1+1=1$	$(42+8)/2=25$	Pending total is still 1

SVG116/05 - Attachment C

3.3.8 NM02 – Provision of NHH Initial and Final Reads by NHHMO

100% of D0010 Meter Reading files to be issued to NHHDC by an NHH MOA by +10 WD of the Initial/Final read.

NM02: Key Data**D0010 Meter Readings**

MOA passes all meter readings, including Initial/Final reads, to NHHDC via D0010.

Data Collectors receive a D0010 for a number of start events (CoMC), new connection, meter replacement, meter removal, disconnection, reconfiguration or replacement). For each Reporting Period DCs should report on all D0010s received within reporting period.

This Serial is a check in initial and final readings taken by MOAs, identified in the D0010 flow in the J0171 'Reading Type' data item as 'I' (initial) or 'F' (final).

Example calculation of PARMS Submission for NM02**Data Provider: NHHDC**

Key Data Table				
Receipt Date of D0010	Reading Date on D0010 (J0016)	+WD elapsed (receipt date – J0016)	Standard 1 Count of Initial/Final Read Requests in Period	Standard 2 Percentage Initial/Final Reads received by +10WD
06/06/03	02/06/03	3	+1	+1
27/06/03	13/06/03	8	+1	+1
30/06/03	12/05/03	12	+1	
June 2003 SUBMISSION			3	2/3=66%

3.3.9 HM01 - HH Meter Faults: Time Taken to Resolve (t-1)

The average number of working days to rectify material faults should not exceed +15 WD.

HM01: Key Data**D0001 Request Metering System Investigation**

Flow issued to MOAs requesting investigation into suspected metering faults.

D0002 Fault Resolution Report or Request for Decision on Further Action

Flow issued by MOAs following fault investigation that reports on actions taken or requests a decision on the next course of action.

Alternatively a DC should be able to track where a fault has been rectified using its own tracking within systems.

SVG116/05 - Attachment C

	Scenario	Key Measurement Data
START EVENT	Issue of D0001 by HHDC to MOA giving notification of suspected fault.	Sent Date of D0001
END EVENT	Receipt of D0002 by HHDC from MOA reporting resolution of the issue or DC manual process for confirming fault is properly resolved.	J0014 Date of Action or HHDC confirmation.

In this case the DC must confirm when the D0002 that corrects the fault is issued, not an interim or holding D0002 response.

Example calculation of PARMS Submission for HM01

Data Provider: HHDC

Key Data Table			PARMS Submissions (Reporting Period t=May 2003, t-1 = April 2003)				NOTES
Receipt Date of D0001	Date of Action in D0002 (J0014) or other confirmation.	+WD elapsed (J0014-D0001)	Standard 1 Total no. faults raised in month	Standard 2 No. faults resolved	Standard 3 No of faults pending resolution	Standard 4 Average number of WD for resolution	
23/4/03	-	-	+1	0	+1	0	No end event as yet and so is counted for this month as pending
May 2003 SUBMISSION			1		1		

Key Data Table			PARMS Submissions (Reporting Period t=June 2003, t-1 = May 2003)				NOTES
Receipt Date of D0001	Date of Action in D0002 (J0014) or other confirmation.	+WD elapsed (J0014-D0001)	Standard 1 Total no. faults raised in month	Standard 2 No. faults resolved	Standard 3 No of faults pending resolution	Standard 4 Average number of WD for resolution	
23/04/03	2/06/03	25	0	+1	-1	25	Resolution of fault raised in previous month and so reduces the pending total by 1
13/05/03	23/05/03	8	+1	+1	0	8	

SVG116/05 - Attachment C

29/05/03	2/07/03	-	+1		+1		The end event is outside the reporting month as so is regarded as pending for this month
June 2003 SUBMISSION			2	2	1-1+1=1	(25+8)/2=16.5	Pending total is still 1

3.3.10 HM02 - Provision of HH Initial and Final Reads by HHMO

100% of D0010 Meter Reading files to be issued to HHDC by an HH MOA by +10 WD of the Initial/Final read.

HM02: Key Data**D0010 Meter Readings**

MOA passes all meter readings, including Initial/Final reads, to HHDC via D0010.

Data Collectors receive a D0010 for a number of start events (CoMC, new connection, meter replacement, meter removal, disconnection, reconfiguration or replacement). For each Reporting Period DCs should report on all D0010s received within reporting period.

This Serial is a check in initial and final readings taken by MOAs, identified in the D0010 flow in the J0171 'Reading Type' data item as 'I' (initial) or 'F' (final).

Example calculation of PARMS Submission for HM02

Data Provider: HHDC

Key Data Table				
Receipt Date of D0010	Reading Date on D0010 (J0016)	+WD elapsed (receipt date – J0016)	Standard 1 Count of Initial/Final Read Requests in Period	Standard 2 Percentage Initial/Final Reads received by +10WD
06/06/03	02/06/03	4	+1	+1
27/06/03	13/06/03	10	+1	+1
30/06/03	12/05/03	12	+1	
June 2003 SUBMISSION			3	2/3=66%

3.3.11 HM03 – Proving of a Metering System (t-1)

100% of Proving Test results to be received by HHDC by appropriate +WDs of receipt of HH data by HH MOA. MOA will conduct Proving test in accordance with the timescales for the relevant Code of Practice that the Metering system is assigned to and issue a D0214 if successful or a D0002 if unsuccessful.

SVG116/05 - Attachment C

DC will know the Code of Practice (CoP), and therefore the timescales required for the Proving test, from the J0418 Data Item in the D0268 for that Metering System.

HM03: Key Data**D0003 Half Hourly Advances**

A set of HH data from HH meters provided to the HH MOA by the HHDC.

D0214 Confirmation of Proving Tests

File received by HHDC from HH MOA confirming Proving Test results.

D0002 Fault Resolution Report or Request for Decision on Further Action

Notification that proving test has failed and request for further action

A Proving test should be carried out in the following circumstances (as defined in BSCP514 para 8.3.1):

- As a result of a new connection or Registration Transfers from CMRS to SMRS
- Following a change of HHDC appointment but only in the event that the MTD was manually intervened
- Following a change of HHMOA appointment but only in the event that the MTD was manually intervened
- Following a concurrent CoS and HHDC but only in the event that the MTD was manually intervened
- When a Metering System is reconfigured/replaced
- Following a CoMC from NHH to HH
- Where there is a Key field change
- Where there has been a Key field change whilst a site has been de-energised and the Metering System becomes energised
- Whenever a shared SVA Metering System arrangement is carried out
- Where a feeder is energised for the first time

The timescales for attempting a Proving test are:

- CoP 1 +5 WDs
- CoP 2 +5 WDs
- CoP 3 +10 WDs
- CoP 5 +15 WDs

SVG116/05 - Attachment C

	Scenario	Key Measurement Data
START EVENT	D0003 sent containing information required for Proving Test	Sent Date of D0003
END EVENT	HH MOA carries out proving test and HHDC receives Confirmation of Proving Test (D0214) or HH MOA issues D0002 to notify proving test failed and request for further action	Receipt date of D0214 Receipt date of D0002

Example calculation of PARMS Submission for HM03*Data Provider: HHDC**Key Data Table**PARMS Submissions (Reporting Period t=June 2003, t-1 = May 2003)*

<i>Sent Date of D0003</i>	<i>Receipt Date of D0214 or D0002</i>	<i>CoP</i>	<i>WD elapsed</i>	<i>Standard 1 Number of Proving Tests required</i>	<i>Standard 2 Number of Proving Tests pending</i>	<i>Standard 3 Percentage of confirmations received by appropriate +WDs</i>
5/05/03	8/05/03	1	3	+1		+1
12/05/03	19/05/03	3	4	+1		+1
20/05/03	-	5	-	+1	+1	
June 2003 SUBMISSION				3	1	66.6%

3.3.12 HM06 - Quality of D0268

HH Metering Equipment Technical Details should contain correct data, enabling successful proving of the relevant Metering System. If for example, an MOA is required to send a D0268 three times before a proving test is successful, the implication is that the data in the original file was not correct and it had to be revised and reissued twice. This Serial measures the number of D0268s received by the HHDC for the same MSID with the same Effective From Date, where the Sent Date of the D0268 lies within the reporting period.

NOTE: Data Providers should only check for D0268s resent for the same Effective From Date in the previous six months.

HM06: Key Data**D0268** *Half Hourly Meter Technical Details*

Half Hourly Meter Technical Details are transferred when there is a change in equipment, configuration or upon change in Agent.

SVG116/05 - Attachment C

	Scenario	Key Measurement Data
BUSINESS EVENT	HH MOA issues METD to HHDC	Receipt date of D0268

Example calculation of PARMS Submission for HM06

Data Provider: HHDC

Key Data Table			PARMS Submissions (Reporting Period t= June 2003)		
MSID	Receipt Date of D0268	METD Effective From Date	No. of MSIDs for which METD received	Times D0268 has been sent for same EFD	STANDARD Average number of METD sent per Metering System.
200000000000011	10/06/2003	29/05/2003		2nd	This is the second D0268 sent for this MSID. The first was sent in a previous reporting period (not loaded successfully).
200000000000013	15/06/2003	01/09/2003	1	1st	First D0268 (loaded successfully)
200000000000017	22/06/2003	30/06/2003	1	1st	First D0268 (loaded successfully)
200000000000011	26/06/2003	29/05/2003		3rd	This is the third D0268 sent for this MSID (not loaded successfully)
200000000000011	30/06/2003	29/05/2003	1	4th	This is the fourth D0268 sent for this MSID (loaded successfully)
June 2003 SUBMISSION			3	4+1+1=6	6/3 =2

SVG116/05 - Attachment C

3.4 Meter Operator Agents

3.4.1 SP05 – Retrospective Appointment of Agents

100% of Supplier Agents to be appointed prior to Agent Start Date. This serial should be measured at national level rather than GSP and therefore only one line of information needs to be submitted per Supplier.

Agents should report for all D0155s sent during the Reporting Period for which they are the Agent and use the Data Item J0210 to check that appointment has been received prior to their Start Date.

SP05: Key Data

D0155 Notification of New Meter Operator or Data Collector Appointment and Terms

The Supplier notifies the relevant HH and NHH MOAs of their appointment with a given effective from date.

Example calculation of PARMS submission for SP05

Data Provider: New MOA

Key Data Table			PARMS Submissions (Reporting Period t=June 2003)		NOTES
Receipt date of D0155	Effective From Date MOA {J0210}	+/-WD elapsed (Receipt date – {J0210})	Standard 1 Number of D0155 received after {J0210}	Standard 2 Average WDs late for D0155 received after {J0210}	
3/06/03	12/06/03	-7	0	0	D0155 received - 7WD before Agent Appointment Date ({J0210})
18/06/03	18/06/03	0	0	0	
25/06/03	19/06/03	4	+1	4	D0155 received +5 WD after J0210
27/06/03	24/06/03	3	+1	3	
June 2003 SUBMISSION			2	$(4+3)/2 = 3.5$ WD	

3.4.2 SP06 – D0148 Flow from Suppliers

100% of D0148 (Notification of Change to other Parties) sent to MOA in Hub on receipt of D0011 acceptance (due to CoS and/or CoA), and prior to Agent Effective From Date.

SP06: Key Data

D0148 Notification of Change to other Parties

Supplier accepts terms and issues D0148 confirming appointment of DC and MOA.

SVG116/05 - Attachment C

For any D0148, with the Agent status as 'N', received during the reporting period the Data Provider checks whether any of the Effective from Dates of Supplier or DC are after the receipt of the D0148. The Data Items are:

Data item Data item J0219 (Effective from Date {DCA})

If receipt date is after any of the new Agent effective from dates (except DA), this counts as a failed event.

Data Provider: MOA

Key Data Table			PARMS Submissions (Reporting Period <i>t=June 2003</i>)	NOTES
Receipt date of D0148	Agent Appointment Date in D0148 (J0219)	+/-WD elapsed (Receipt Date – J0219)	Standard 1 Number of D0148s received after Appointment Date	
5/06/03	4/06/03	1	+1	Supplier has sent D0148 after appointment date
10/06/03	16/06/03	-4	0	D0148 received prior to appointment date
June 2003 SUBMISSION			1	

3.4.3 NM03 – Provision of NHH METD to NHHDC (t-1)

100% to be dispatched to NHHDC by NHH MOA by +5 WD of required date for all start events of change of DC, concurrent change CoS/DC. This Serial relates to both energised and de-energised Metering Systems. Data item J0219 has the DC Effective from Date to trigger activities.

If the Effective From Date in the D0148 is greater than +5 WDs after the end of the period t-1 then the D0148 should not be counted as it may lead to incorrect pending counts.

NM03: Key Data

D0148 Notification of Change to other Parties

NHH MOA receives D0148 from Supplier prompting sending of Metering System details.

D0150 Non Half Hourly Technical Details

Meter Technical Details for NHH Metering Systems

D0149 Notification of Mapping Details

Data flow issued by MOAs giving notice of mapping of physical meters to time pattern regimes.

SVG116/05 - Attachment C

	Scenario	Key Measurement Data
START EVENT	NHH MOA receives D0148 from Supplier prompting sending of Metering System related details to NHHDC	Receipt of D0148
END EVENT	NHH MOA sends D0149/D0150 to NHHDC by +5 WD of Effective From Date.	Sent date of D0149/D0150.

Example calculation of PARMS Submission for NM03

Data Provider: NHH MOA

Key Data Table				PARMS Submissions (Reporting Period <i>t=June 2003, t-1 = May 2003</i>)			NOTES
D0148 Receipt Date	EFD for DC (J0219)	Sent date of D0149/150	+/-WD elapsed (Sent date – J0219)	Standard 1 No. of D0148 received	Standard 2 No. of responses pending	Standard 3 Percentage sent by +5 WD	
20/05/03	23/05/03	22/05/03	-1	+1		✓	
June 2003 SUBMISSION				1	0	100%	

3.4.4 NM04 – Provision of NHH METD to New NHHMO (t-1)

100% to be dispatched to incoming NHH MOA by +5 WD of required date for all start events. This Serial relates to both energised and de-energised Metering Systems. The Requested Action Code (J0007) within the D0170 will be populated with '06'. MOA uses the J0028 field to see where Action Required by.

If the Date Action Required by in the D0170 is greater than +5 WDs after the end of the period t-1 then the D0170 should not be counted as it may lead to incorrect pending counts.

NM04: Key Data**D0170 Request for Metering System Related Details**

New NHH MOA requests metering equipment details from NHH MOA or Supplier

D0150 Non Half Hourly Technical Details

Meter Technical Details for NHH Metering Systems

D0149 Notification of Mapping Details

Notification of mapping of physical registers to time pattern regimes

	Scenario	Key Measurement Data
START EVENT	Old NHH MOA receives D0170 from new NHH MOA or Supplier	Receipt of D0170
END EVENT	Old NHH MOA sends D0149/D0150 to new NHH MOA by +5 WD of Date Action Req'd by	Sent date of D0149/D0150.

Example calculation of PARMS Submission for NM04

SVG116/05 - Attachment C

Data Provider: Old NHH MOA

Key Data Table				PARMS Submissions (Reporting Period <i>t=June 2003, t-1 = May 2003</i>)			NOTES
D0170 Receipt Date	Date Action Req'd by (J0028)	Sent date of D0149/D0150	+/-WD elapsed (Sent date – J0028)	Standard 1 No. of D0170 received	Standard 2 No. of responses pending	Standard 3 Percentage sent by +5 WD	
14/05/03	16/05/03	14/05/03	-2	+1		✓	
21/05/03	23/05/03	27/05/03	1	+1		✓	
29/05/03	30/05/03	-		+1	+1		Counted as pending for this month
June 2003 SUBMISSION				3	1	2/3=66%	

3.4.5 HM04 – Provision of HH METD to HHDC (t-1)

95% of METDs to be received by DC by +5 WDs of required date and 100% to be received by DC by +15 WDs of all start events of change of DC, concurrent change CoS/DC. This Serial relates to both energised and de-energised Metering Systems. Data item J0219 in the D0148 gives details of EFD for DCA.

If the Effective From Date by in the D0148 is greater than +5 WDs after the end of the period t-1 then the D0148 should not be counted as it may lead to incorrect pending counts.

HM04: Key Data**D0148 Notification of Change to Other Parties**

Notification of New appointments or terminations of appointments of other parties to the relevant Supplier Agent

D0268 Half Hourly Meter Technical Details

Half Hourly Meter Technical Details are transferred when there is a change in equipment, configuration or upon change in Agent.

	Scenario	Key Measurement Data
START EVENT	HH MOA Receives ID of new HHDC from Supplier for new/re-configured metering system or on change of Measurement Class with concurrent change in HHDC or solely change of HHDC.	Receipt of D0148
END EVENT	Dispatch of corresponding D0268 by HH MOA to HHDC for corresponding MSID.	This may be interpreted as the “Sent Date” of the D0268 from the HH MOA to the HHDC.

SVG116/05 - Attachment C

Example calculation of PARMS Submission for HM04

Data Provider: HH MOA

Key Data Table				PARMS Submissions (Reporting Period t=June 2003, t-1 = May 2003)				NOTES
Receipt Date of D0148	HHDC Effective From Date (J0219)	Sent Date of D0268	Working Days Elapsed (D0268 Sent) – (J0219)	Standard 1 Total No. of Requests in Period	Standard 2 No. of responses Pending	Standard 3 Percentage Received in +5 WDs	Standard 4 Percentage Received in +15 WDs	
05/05/03	08/05/03	06/06/03	> +20 WD	+1				Received in month t-1. The Agent has failed the standard.
05/05/03	05/05/03	06/05/03	+1 WD	+1		✓	✓	Received in month t-1 on the day of the HHDC effective from date. From the drill-down data it can be seen that the HH MOA has sent on the D0268 within +5 WDs (and therefore also +15 WDs).
05/05/03	07/05/03	05/05/03	-2 WDs	+1		✓	✓	Received in month t-1 two days before the HHDC effective from date. The HH MOA has sent on the D0268 immediately – i.e. Days elapsed = -2WDs, so include in the +5 WDs (and therefore also +15 WDs) percentages.
05/05/03	07/05/03	-	> +15 WD	+1	+1			If the end event has still not occurred then the event should be recorded as Pending.
05/05/03	12/05/03	26/05/03	+10 WDs	+1			✓	
June 2003 SUBMISSION				5	1	2/5 = 40%	3/5 = 60%	

3.4.6 HM05 - Provision of HH METD to New HHMO (t-1)

95% to be received by incoming HH MOA by +5 WDs and 100% by +15 WDs of required date on change of HH MOA. This Serial relates to both energised and de-energised Metering Systems. The Requested Action Code (J0007) within the D0170 will be populated with '06'. MOA uses the J0028 field to ascertain the Date Action Required by.

SVG116/05 - Attachment C

If the Date Action Required by in the D0170 is greater than +5 WDs after the end of the period t-1 then the D0170 should not be counted as it may lead to incorrect pending counts.

HM05: Key Data**D0170 Request for Metering System Related Details**

New HH MOA requests Metering System Related Details from old HH MOA or Supplier, following an isolated Change of Agent or as a consequence of any other change.

D0268 Half Hourly Meter Technical Details

Half Hourly Meter Technical Details are transferred when there is a change in equipment, configuration or upon change in Agent.

	Scenario	Key Measurement Data
START EVENT	Old HH MOA receives request for METD from new HH MOA	Receipt of D0170
END EVENT	Issue of D0268 to new HH MOA.	This may be interpreted as the "Sent Date" of the D0268 from the HH MOA.

Data Provider: Old HH MOA

Key Data Table			PARMS Submissions (Reporting Period t=June 2003, t-1 = May 2003)				NOTES
D0170 Receipt Date	Sent date of D0268	+WD elapsed (Sent date – Receipt Date)	Standard 1 No. of D0170 received	Standard 2 No. of responses pending	Standard 3 Percentage sent by +5 WD	Standard 4 Percentage sent by +15 WD	
30/05/03	12/06/03	9	+1			✓	
27/05/03	27/05/03	0	+1		✓	✓	
28/05/03	-		+1	+1			No end event as yet so counted as pending for this month
June 2003 SUBMISSION			3	1	1/3=33%	2/3=66%	

SVG116/05 - Attachment C

3.5 Supplier Meter Registration Agents (SMRA)

3.5.1 SP07 – SMRA & SVAA MSID Count – SMRA File

SMRAs are to send a monthly MSID count giving a Metering System count per settlement day per combination of GSP Group, Supplier, Data Aggregator, Aggregation Type and Energisation Status.

SMRAs already provide most of this information, it should be noted however that P99 requires this information to be submitted in the standard text file format. SMRAs should refer to BSCP533 Appendix A: PARMS Data Provider File Formats.

3.6 CDCA Reports

3.6.1 CM01 - CVA MOA Proving Tests

All Proving tests should be carried out successfully 8WDs prior to the Effective From Date (EFD) for the Metering System. The CDCA will send a report detailing the following information:

Standard 1 – Count of Metering Systems where Proving test was required

Standard 2 – Average number of WDs Proving test is outstanding after EFD

Standard 3 – Count of Proving Tests outstanding after EFD

3.6.2 CM02 - CVA MOA Fault Resolution

This Serial measures the timeliness of rectification of Meter Faults. The CDCA will send a report detailing the following information:

Standard 1 – Count of Metering Systems where faults have been notified

Standard 2 - Count of faults that have been notified

Standard 3 – Average number of WDs that faults are outstanding

Standard 4 – Average number of WDs to resolve faults

3.7 SVAA Reports

3.7.1 SP07 – SMRA & SVAA MSID Count – SVAA File

The SVAA will provide a monthly report detailing for each Supplier the number of Metering Systems (MSIDs) for each HH and NHH Data Aggregator by GSP Group, Settlement Date and Settlement Type.

3.7.2 SP08 – Energy and MSIDs on Actuals

The SVAA will provide a report detailing the performance, HH and NHH, of each Supplier, where applicable, for each Settlement Date, for each Settlement Run type, for each GSP Group against the performance standards detailed in Annex S-1 of the Code. The Serial will contain details of:

- The percentage of energy settled on Actual Data/Annualised Advances
- The percentage of Metering Systems settled on Actual Data/Annualised Advances
- The total Energy attributable to that Supplier

3.7.3 SP09 – NHH Defaults

The SVAA will provide a report detailing the NHH performance of each Supplier, for each Settlement Date, for each Settlement Run type, for each GSP Group against the performance standards detailed in Annex S-1 of the Code. The Serial will contain details of:

- The percentage of NHH Metering Systems settling on a default Estimated Annual Consumption
- The total number of NHH Metering Systems settling on a default Estimated Annual Consumption

SVG116/05 - Attachment C

3.7.4 DA01 – NHH and HH Aggregated Data for All Runs

Data Aggregators must ensure data is provided to the SVAA in time for the relevant settlement runs. The SVAA will provide a report detailing the performance of each HHDA and NHHDA, for each for each Settlement Run type, for each GSP Group, for each Reporting Period. The Serial will contain details of:

- The percentage of expected files received from DA in time for Volume Allocation Run.

3.7.5 TA01 – GSP Group Correction Factor

The SVAA will provide a monthly file detailing the number of Group Correction Factor queries raised during the Reporting Period.

3.7.6 TA02 – Annual Demand Ratio

The SVAA will provide a monthly file detailing the Annual Demand Ratio value for each Reporting Period.

SVG116/05 - Attachment C

ANNEX A - LIST OF P99 PARMS SERIALS

Type	Serial	Titled	Measurement on	Data Provider	Reporting Level	Supplier Validation required?
Trading Arrangements	TA01	GSP Group Correction Factor	Trading Arrangements	SVAA	GSP	No
	TA02	Annual Demand Ratio (ADR)		SVAA	GSP	No
Agent	CM01	CVA MOA Proving Tests	CVA MOA	CDCA	National by CVA MOA	No
Agent	CM02	CVA MOA Fault Resolution		CDCA	National by CVA MOA	No
Supplier	SP05	Retrospective Appointment of Agents	Supplier	DCs and MOs (HH & NHH)	Supplier, Agent	Yes
	SP01	Delivery of routine performance reports		ELEXON (PARMS)	Supplier by GSP	No
	SP02	Delivery of routine performance logs		ELEXON (PARMS)	Supplier by GSP	No
	SP03	Invalid Supplier Hubs		ELEXON	Supplier, DA, GSP, Run Type	No
	SP04	Installation of HH metering		Supplier	Supplier by GSP	No
	SP06	D0148 flow from Suppliers		DCs and MOs (HH & NHH)	Supplier, Agent, GSP Group	Yes
	SP07	SMRA & SVAA MSID Count		SVAA & SMRA	Supplier, DA, GSP, Run Type	No
	SP08	Energy and MSID on Actuals		SVAA	Supplier, GSP, Run Type, HH/NHH	Yes
	SP09	NHH Defaults		SVAA	Supplier, GSP, Run Type	Yes
Supplier Hub	SH01	HH Data Aggregation Exceptions	Supplier Hub	HHDA	Supplier, GSP, HHDA	No
	SH02	HH Defaults	Supplier Hub	HHDA	Supplier, GSP, HHDA	No
	SH03	D0095 Exceptions	Supplier Hub	NHHDA	Supplier, GSP, DA	No
Agent	DA01	NHH and HH Aggregated Data for all runs	NHH/HH DA	SVAA	DA, GSP	No
Agent	DA02	Timely Application of LLF	HHDA	HHDA	DA	Yes
Agent	NC01	D0023 Exceptions	NHHDC	NHHDA	NHHDC	No
Agent	NC02	Inter hub data transfer DC to DC Meter reads & history	NHHDC	NHHDC (old)	NHHDC, Supplier - national	Yes
Agent	NC03	NHHDC-NHHDA Meter Read History	NHHDC	NHHDC	NHHDC, Supplier - national	Yes
Agent	HC01	HH Estimates at RF	HHDC	HHDC	HHDC, Supplier - national	Yes
Agent	HC02	HH read history to new HHDC	HHDC	HHDC (old)	HHDC, Supplier - national	Yes
Agent	NM01	NHH Meter Faults: Time taken to resolve	NHHMO	NHHDC	NHHMO, Supplier - national	Yes
Agent	NM02	Provision of Initial/Final reads by NHHMO	NHHMO	NHHDC	NHHMO, Supplier - national	Yes
Agent	NM03	Provision of NHH METD to NHHDC	NHHMO	NHHMO	NHHMO, Supplier - national	Yes
Agent	NM04	Provision of NHH METD to new NHHMO	NHHMO	NHHMO (old)	NHHMO, Supplier - national	Yes
Agent	HM01	HH Meter Faults: Time taken to resolve	HHMO	HHDC	HHMO, Supplier - national	Yes
Agent	HM02	Provision of Initial/Final reads by HHMO	HHMO	HHDC	HHMO, Supplier - national	Yes
Agent	HM03	Proving of a Metering System - compare collected data with expected data	HHMO	HHDC	HHMO, Supplier - national	Yes
Agent	HM04	Provision of HH METD to HHDC	HHMO	HHMO	HHMO, Supplier - national	Yes
Agent	HM05	Provision of HH METD to new HHMO	HHMO	HHMO (old)	HHMO, Supplier - national	Yes
Agent	HM06	Quality of D0268	HHMO	HHDC	HHMO, Supplier - national	Yes

SVG116/05 - Attachment C

ANNEX B – MASTER REGISTRATION AGREEMENT (MRA) DATA TRANSFER CATALOGUE ITEMS REFERENCED

The following flows can be found within the MRA Data Transfer Catalogue:

Flow Reference	Flow Name
D0001	Request Metering System Investigation
D0002	Fault Resolution Report or Request for Decision on Further Action
D0003	Half Hourly Advances
D0010	Meter Readings
D0011	Agreement of Contractual Terms
D0019	Metering System EAC/AA Data
D0022	Estimated Half Hourly Data Report
D0023	Failed Instructions
D0036	Validated Half Hourly Advances for Inclusion in Aggregated Supplier Matrix
D0095	Non Half Hourly Data aggregation Exception Report
D0148	Notification of Change to Other Parties
D0149	Notification of Mapping Details
D0150	Non Half Hourly Meter Technical Details
D0152	Metering System EAC/AA Historical Data
D0155	Notification of Meter Operator or Data Collector Appointment and Terms
D0170	Request for Metering System Related Details
D0214	Confirmation of Proving Tests
D0235	Half Hourly Aggregation Exception Report
D0265	Line Loss Factor Data File
D0268	Half Hourly Meter Technical Details